



Catalog 2024

## atlas concorde

A system of indoor and outdoor surfaces: floors, walls and decors.

[Floor](#) [Wall](#) [Decors](#) [Outdoor](#) [Facades](#)

## atlasPLAN

Large slabs for kitchen countertops, tables and for furnishings.

[Slabs for countertops and furniture](#)

## atlas concorde habitat

Furniture in combination with Atlas Concorde surfaces.

[Bathroom furniture](#) [Tables](#)

Three brands, **one space.**

# Index

## Product Finder

- ↔ ALPHABETICAL INDEX
- ↔ LOOK INDEX
- ↔ PORCELAIN TILES SIZE INDEX
- ↔ OUTDOOR SIZE INDEX
- ↔ WALL TILES SIZE INDEX

## Surface Range

- ↔ PORCELAIN TILES
- ↔ WALL TILES

## Company

## Collections

- ↔ 3D WALL
- ↔ CONCRETE & RESIN LOOK
- ↔ MARBLE LOOK
- ↔ STONE LOOK
- ↔ WOOD LOOK

- ↔ Trim Tiles

## ↔ Large Sizes

## ↔ Slabs for Countertops & Furniture

## ↔ Furniture

## ↔ Facades

## Technical Specifications

- ↔ Environmental sustainability
- ↔ Certifications
- ↔ Sensitech technology
- ↔ Velvetech technology
- ↔ Technical specification
- ↔ Destinations of use
- ↔ Color-Shading
- ↔ Laying suggestions, cleaning and maintenance
- ↔ Packing
- ↔ General sales conditions



# Alphabetical Index

- [62](#) 3D WALL CARVE <sup>(1)</sup> <sup>(2)</sup>
- [66](#) 3D WALL DESIGN
- [70](#) 3D WALL PLASTER
  
- [74](#) APLOMB <sup>(1)</sup>
- [80](#) ARTY
- [278](#) AXI
  
- [86](#) BOOST
- [94](#) BOOST BALANCE
- [102](#) BOOST COLOR
- [224](#) BOOST MINERAL
- [232](#) BOOST MIX
- [110](#) BOOST NATURAL <sup>(1)</sup>
- [118](#) BOOST PRO
- [236](#) BOOST STONE
- [242](#) BRAVE
  
- [84](#) CANONE INVERSO
  
- [280](#) ENTICE
- [286](#) ETIC
- [288](#) ETIC PRO
- [290](#) EXENCE
  
- [296](#) HEARTWOOD
  
- [248](#) KLIF
- [252](#) KONE
  
- [258](#) LIMS
  
- [142](#) MARVEL
- [152](#) MARVEL DREAM
- [158](#) MARVEL GALA <sup>(1)</sup>
- [162](#) MARVEL GEMS
- [164](#) MARVEL MERAVIGLIA
- [174](#) MARVEL ONYX
- [178](#) MARVEL PRO
- [188](#) MARVEL SHINE
- [200](#) MARVEL STONE Marble Look
- [210](#) MARVEL TRAVERTINE <sup>(1)</sup>
- [216](#) MARVEL X <sup>(1)</sup>
  
- [264](#) NORDE
  
- [126](#) PRISM
  
- [272](#) TRUST
  
- [136](#) VENTI BOOST



# Look Index

- 3D Wall**
- [62](#) 3D WALL CARVE <sup>(1)</sup> <sup>(2)</sup>
- [66](#) 3D WALL DESIGN
- [70](#) 3D WALL PLASTER
  
- [74](#) APLOMB <sup>(1)</sup>
- [80](#) ARTY
  
- Concrete & Resin Look**
- [86](#) BOOST
- [94](#) BOOST BALANCE
- [102](#) BOOST COLOR
- [110](#) BOOST NATURAL <sup>(1)</sup>
- [118](#) BOOST PRO
- [84](#) CANONE INVERSO
- [126](#) PRISM
- [136](#) VENTI BOOST
  
- Marble Look**
- [142](#) MARVEL
- [152](#) MARVEL DREAM
- [158](#) MARVEL GALA <sup>(1)</sup>
- [162](#) MARVEL GEMS
- [164](#) MARVEL MERAVIGLIA
- [174](#) MARVEL ONYX
- [178](#) MARVEL PRO
- [188](#) MARVEL SHINE
- [200](#) MARVEL STONE
- [210](#) MARVEL TRAVERTINE <sup>(1)</sup>
- [216](#) MARVEL X <sup>(1)</sup>


- Stone Look**
- [224](#) BOOST MINERAL
- [232](#) BOOST MIX
- [236](#) BOOST STONE
- [242](#) BRAVE
- [248](#) KLIF
- [252](#) KONE
- [258](#) LIMS
- [210](#) MARVEL TRAVERTINE <sup>(1)</sup>
- [264](#) NORDE
- [272](#) TRUST
  
- Wood Look**
- [278](#) AXI
- [280](#) ENTICE
- [286](#) ETIC
- [288](#) ETIC PRO
- [290](#) EXENCE
- [296](#) HEARTWOOD



- INDEX ☰
- PRODUCT FINDER** ➤
- ALPHABETICAL INDEX
- LOOK INDEX
- PORCELAIN TILES SIZE INDEX
- OUTDOOR TILES SIZE INDEX
- WALL TILES SIZES INDEX
- SURFACE RANGE ➤
- COMPANY ➤
- COLLECTIONS ➤
- LARGE SIZES ➤
- SLABS FOR COUNTERTOPS & FURNITURE ➤
- FURNITURE ➤
- FACADES ➤
- TECHNICAL SPECIFICATIONS ➤

# Porcelain Tiles Size Index


**162x324** 366 SLABS FOR COUNTERTOPS & FURNITURE

**160x320** 


86	BOOST	Concrete Look
94	BOOST BALANCE	Concrete Look
224	BOOST MINERAL	Stone Look
118	BOOST PRO	Concrete Look
236	BOOST STONE	Stone Look
252	KONE	Stone Look
142	MARVEL	Marble Look
158	MARVEL GALA	Marble Look
164	MARVEL MERAVIGLIA	Marble Look
174	MARVEL ONYX	Marble Look
178	MARVEL PRO	Marble Look
188	MARVEL SHINE	Marble Look
200	MARVEL STONE	Marble Look
210	MARVEL TRAVERTINE	Marble Look
216	MARVEL X	Marble Look

**160x160** 


86	BOOST	Concrete Look
118	BOOST PRO	Concrete Look
142	MARVEL	Marble Look
178	MARVEL PRO	Marble Look
188	MARVEL SHINE	Marble Look
200	MARVEL STONE	Marble Look

**120x278** 


86	BOOST	Concrete Look
94	BOOST BALANCE	Concrete Look
102	BOOST COLOR	Concrete Look
224	BOOST MINERAL	Stone Look
232	BOOST MIX	Stone Look
110	BOOST NATURAL	Concrete Look
118	BOOST PRO	Concrete Look
236	BOOST STONE	Stone Look
258	LIMS	Stone Look
142	MARVEL	Marble Look
152	MARVEL DREAM	Marble Look
158	MARVEL GALA	Marble Look
164	MARVEL MERAVIGLIA	Marble Look
174	MARVEL ONYX	Marble Look
178	MARVEL PRO	Marble Look
188	MARVEL SHINE	Marble Look
200	MARVEL STONE	Marble Look
210	MARVEL TRAVERTINE	Marble Look
216	MARVEL X	Marble Look
126	PRISM	Concrete Look

**120x240** 

86	BOOST	Concrete Look
224	BOOST MINERAL	Stone Look
118	BOOST PRO	Concrete Look
142	MARVEL	Marble Look
152	MARVEL DREAM	Marble Look
164	MARVEL MERAVIGLIA	Marble Look
174	MARVEL ONYX	Marble Look
178	MARVEL PRO	Marble Look
188	MARVEL SHINE	Marble Look
200	MARVEL STONE	Marble Look
210	MARVEL TRAVERTINE	Marble Look
216	MARVEL X	Marble Look

**120x120** 


86	BOOST	Concrete Look
94	BOOST BALANCE	Concrete Look
224	BOOST MINERAL	Stone Look
232	BOOST MIX	Stone Look
110	BOOST NATURAL	Concrete Look
118	BOOST PRO	Concrete Look
236	BOOST STONE	Stone Look
258	LIMS	Stone Look
142	MARVEL	Marble Look
152	MARVEL DREAM	Marble Look
158	MARVEL GALA	Marble Look
164	MARVEL MERAVIGLIA	Marble Look
174	MARVEL ONYX	Marble Look
178	MARVEL PRO	Marble Look
188	MARVEL SHINE	Marble Look
200	MARVEL STONE	Marble Look
210	MARVEL TRAVERTINE	Marble Look
216	MARVEL X	Marble Look
126	PRISM	Concrete Look

**60x120** 

86	BOOST	Concrete Look
94	BOOST BALANCE	Concrete Look
224	BOOST MINERAL	Stone Look
232	BOOST MIX	Stone Look
110	BOOST NATURAL	Concrete Look
118	BOOST PRO	Concrete Look
236	BOOST STONE	Stone Look
142	MARVEL	Marble Look
152	MARVEL DREAM	Marble Look
158	MARVEL GALA	Marble Look
164	MARVEL MERAVIGLIA	Marble Look
174	MARVEL ONYX	Marble Look
178	MARVEL PRO	Marble Look
188	MARVEL SHINE	Marble Look
200	MARVEL STONE	Marble Look
210	MARVEL TRAVERTINE	Marble Look
216	MARVEL X	Marble Look
264	NORDE	Stone Look
126	PRISM	Concrete Look

**75x150** 


86	BOOST	Concrete Look
224	BOOST MINERAL	Stone Look
118	BOOST PRO	Concrete Look
242	BRAVE	Stone Look
248	KLIF	Stone Look
252	KONE	Stone Look
258	LIMS	Stone Look
142	MARVEL	Marble Look
152	MARVEL DREAM	Marble Look
164	MARVEL MERAVIGLIA	Marble Look
178	MARVEL PRO	Marble Look
188	MARVEL SHINE	Marble Look
200	MARVEL STONE	Marble Look
216	MARVEL X	Marble Look

**75x75** 


86	BOOST	Concrete Look
94	BOOST BALANCE	Concrete Look
224	BOOST MINERAL	Stone Look
118	BOOST PRO	Concrete Look
242	BRAVE	Stone Look
248	KLIF	Stone Look
252	KONE	Stone Look
258	LIMS	Stone Look
142	MARVEL	Marble Look
164	MARVEL MERAVIGLIA	Marble Look
178	MARVEL PRO	Marble Look
188	MARVEL SHINE	Marble Look
200	MARVEL STONE	Marble Look
216	MARVEL X	Marble Look

**37,5x75** 


248	KLIF	Stone Look
258	LIMS	Stone Look

**60x60** 


86	BOOST	Concrete Look
94	BOOST BALANCE	Concrete Look
224	BOOST MINERAL	Stone Look
232	BOOST MIX	Stone Look
110	BOOST NATURAL	Concrete Look
118	BOOST PRO	Concrete Look
236	BOOST STONE	Stone Look
242	BRAVE	Stone Look
252	KONE	Stone Look
142	MARVEL	Marble Look
162	MARVEL GEMS	Marble Look
164	MARVEL MERAVIGLIA	Marble Look
174	MARVEL ONYX	Marble Look
178	MARVEL PRO	Marble Look
188	MARVEL SHINE	Marble Look
200	MARVEL STONE	Marble Look
210	MARVEL TRAVERTINE	Marble Look
216	MARVEL X	Marble Look
264	NORDE	Stone Look
126	PRISM	Concrete Look
272	TRUST	Stone Look

**30x60** 


86	BOOST	Concrete Look
94	BOOST BALANCE	Concrete Look
224	BOOST MINERAL	Stone Look
232	BOOST MIX	Stone Look
110	BOOST NATURAL	Concrete Look
118	BOOST PRO	Concrete Look
236	BOOST STONE	Stone Look
242	BRAVE	Stone Look
252	KONE	Stone Look
142	MARVEL	Marble Look
164	MARVEL MERAVIGLIA	Marble Look
178	MARVEL PRO	Marble Look
188	MARVEL SHINE	Marble Look
200	MARVEL STONE	Marble Look
216	MARVEL X	Marble Look
264	NORDE	Stone Look
126	PRISM	Concrete Look
272	TRUST	Stone Look

**45x90** 


242	BRAVE	Stone Look
-----	-------	------------

**25x150** 


288	ETIC PRO	Wood Look
-----	----------	-----------

**18,5x150** 


280	ENTICE	Wood Look
290	EXENCE	Wood Look
296	HEARTWOOD	Wood Look

**20x120** 

280	ENTICE	Wood Look
290	EXENCE	Wood Look
296	HEARTWOOD	Wood Look

**22,5x90** 

278	AXI	Wood Look
286	ETIC	Wood Look
288	ETIC PRO	Wood Look

**20x20** 

136	VENTI BOOST	Concrete Look
-----	-------------	---------------

INDEX



PRODUCT FINDER



- ALPHABETICAL INDEX
- LOOK INDEX
- PORCELAIN TILES SIZE INDEX
- OUTDOOR TILES SIZE INDEX
- WALL TILES SIZES INDEX

SURFACE RANGE



COMPANY



COLLECTIONS



LARGE SIZES



SLABS FOR COUNTERTOPS & FURNITURE



FURNITURE



FACADES



TECHNICAL SPECIFICATIONS



# Outdoor Size Index

**120x240** 86 BOOST 20 mm Concrete Look  
224 BOOST MINERAL 20 mm Stone Look



**120x120** 86 BOOST 9/20 mm Concrete Look  
94 BOOST BALANCE 9/20 mm Concrete Look  
224 BOOST MINERAL 20 mm Stone Look  
232 BOOST MIX 20 mm Stone Look  
118 BOOST PRO 9/20 mm Concrete Look  
110 BOOST NATURAL 9/20 mm Concrete Look  
236 BOOST STONE 20 mm Stone Look  
126 PRISM 9/20 mm Concrete Look



**60x120** 86 BOOST 20 mm Concrete Look  
94 BOOST BALANCE 9/20 mm Concrete Look  
224 BOOST MINERAL 9/20 mm Stone Look  
232 BOOST MIX 20 mm Stone Look  
118 BOOST PRO 20 mm Concrete Look  
110 BOOST NATURAL 9 mm Concrete Look  
236 BOOST STONE 9/20 mm Stone Look  
242 BRAVE 20 mm Stone Look  
258 LIMS 20 mm Stone Look  
164 MARVEL MERA VIGLIA 20 mm Marble Look  
210 MARVEL TRAVERTINE 9/20 mm Marble Look  
216 MARVEL X 20 mm Marble Look  
264 NORDE 9/20 mm Stone Look  
272 TRUST 20 mm Stone Look



**80x80** 126 PRISM 20 mm Concrete Look  
264 NORDE 20 mm Stone Look



**90x90** 86 BOOST 20 mm Concrete Look  
224 BOOST MINERAL 20 mm Stone Look  
118 BOOST PRO 20 mm Concrete Look



**60x90** 264 NORDE 20 mm Stone Look



**37,5x75** 248 KLIF 9 mm Stone Look  
258 LIMS 9 mm Stone Look



**60x60** 86 BOOST 20 mm Concrete Look  
94 BOOST BALANCE 20 mm Concrete Look  
224 BOOST MINERAL 9/20 mm Stone Look  
232 BOOST MIX 20 mm Stone Look  
118 BOOST PRO 20 mm Concrete Look  
110 BOOST NATURAL 20 mm Concrete Look  
236 BOOST STONE 20 mm Stone Look  
242 BRAVE 20 mm Stone Look  
258 LIMS 20 mm Stone Look  
264 NORDE 20 mm Stone Look  
272 TRUST 20 mm Stone Look



**30x60** 242 BRAVE 9 mm Stone Look  
232 BOOST MIX 9 mm Stone Look  
236 BOOST STONE 9 mm Stone Look  
252 KONE 9 mm Stone Look  
178 MARVEL PRO 9 mm Marble Look  
264 NORDE 9 mm Stone Look  
272 TRUST 9 mm Stone Look



**18,5x150** 290 EXENCE 9 mm Wood Look



**30x120** 280 ENTICE 20 mm Wood Look  
288 ETIC PRO 20 mm Wood Look  
290 EXENCE 20 mm Wood Look



**20x120** 280 ENTICE 9 mm Wood Look



**22,5x90** 288 ETIC PRO 9 mm Wood Look



# Wall Tiles Size Index

**50x120** 66 3D WALL DESIGN  
70 3D WALL PLASTER  
74 APLOMB Concrete Look  
102 BOOST COLOR Concrete Look  
116 BOOST NATURAL Concrete Look  
150 MARVEL Marble Look  
186 MARVEL PRO Marble Look  
198 MARVEL SHINE Marble Look  
208 MARVEL STONE Marble Look  
132 PRISM Concrete Look



**40x80** 62 3D WALL CARVE  
66 3D WALL DESIGN  
82 ARTY Concrete Look  
92 BOOST Concrete Look  
124 BOOST PRO Concrete Look  
247 BRAVE Stone Look  
263 LIMS Stone Look  
150 MARVEL Marble Look  
186 MARVEL PRO Marble Look  
198 MARVEL SHINE Marble Look  
208 MARVEL STONE Marble Look



**30,5x91,5** 150 MARVEL Marble Look  
186 MARVEL PRO Marble Look



**30,5x56** 66 3D WALL DESIGN  
150 MARVEL Marble Look



**8,5x31,5** 150 MARVEL Marble Look  
186 MARVEL PRO Marble Look  
208 MARVEL STONE Marble Look



DOWNLOAD >  
OUTDOOR CATALOG



PRODUCT  
FINDER >

ALPHABETICAL INDEX  
LOOK INDEX  
PORCELAIN TILES SIZE INDEX  
OUTDOOR TILES SIZE INDEX  
WALL TILES SIZES INDEX

SURFACE  
RANGE >

COMPANY >

COLLECTIONS >

LARGE SIZES >

SLABS FOR  
COUNTERTOPS  
& FURNITURE >

FURNITURE >

FACADES >

TECHNICAL  
SPECIFICATIONS >



# Porcelain Tiles Concrete & Resin Look

Porcelain Tiles — CONCRETE & RESIN LOOK



Porcelain Tiles — CONCRETE & RESIN LOOK

INDEX

PRODUCT FINDER

**SURFACE RANGE**

PORCELAIN TILES  
WALL TILES

COMPANY

COLLECTIONS

LARGE SIZES

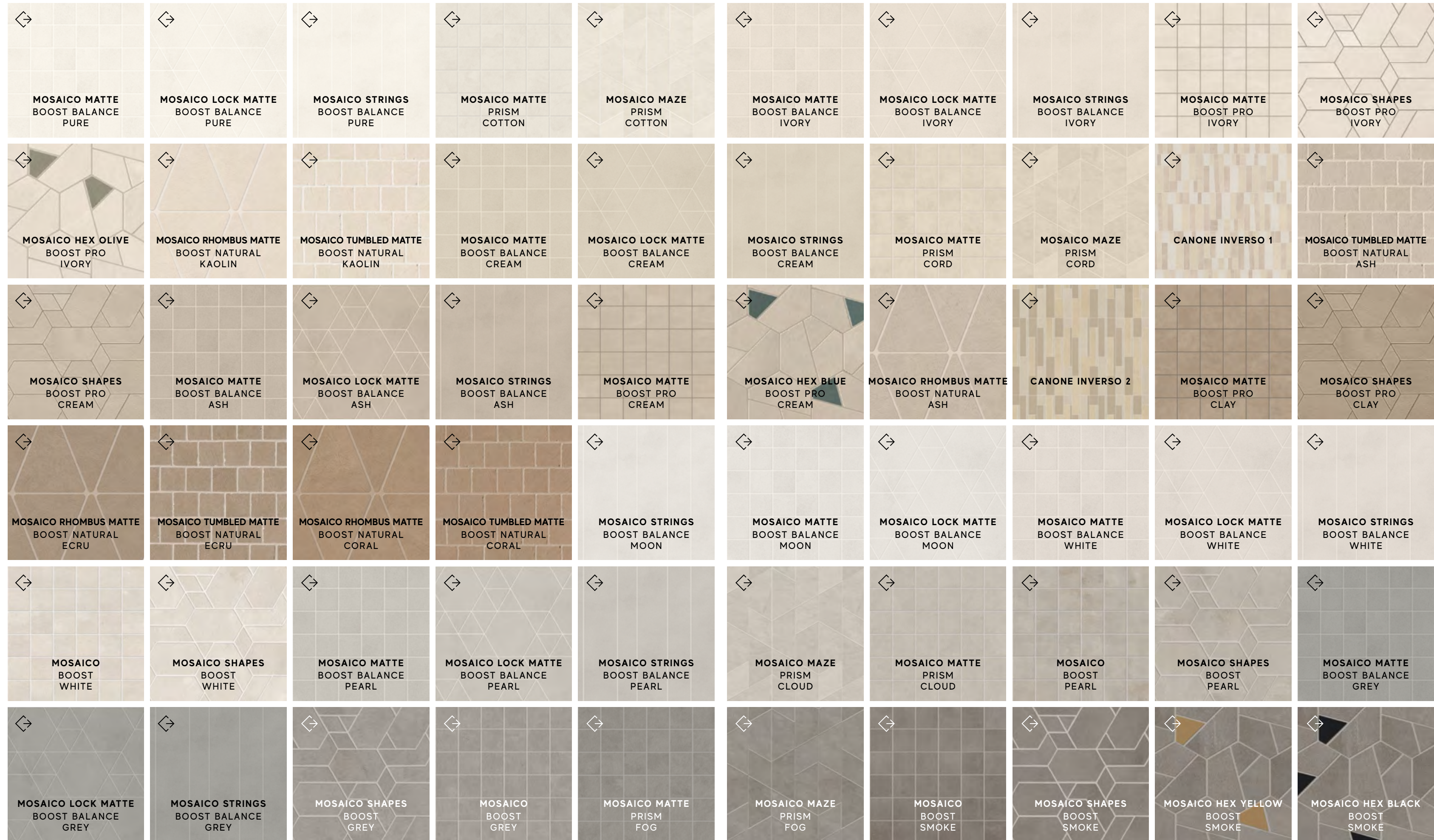
SLABS FOR COUNTERTOPS & FURNITURE

FURNITURE

FACADES

TECHNICAL SPECIFICATIONS





Porcelain Tiles — CONCRETE & RESIN LOOK

Porcelain Tiles — CONCRETE & RESIN LOOK

INDEX

PRODUCT FINDER

SURFACE RANGE

PORCELAIN TILES  
WALL TILES

COMPANY

COLLECTIONS

LARGE SIZES


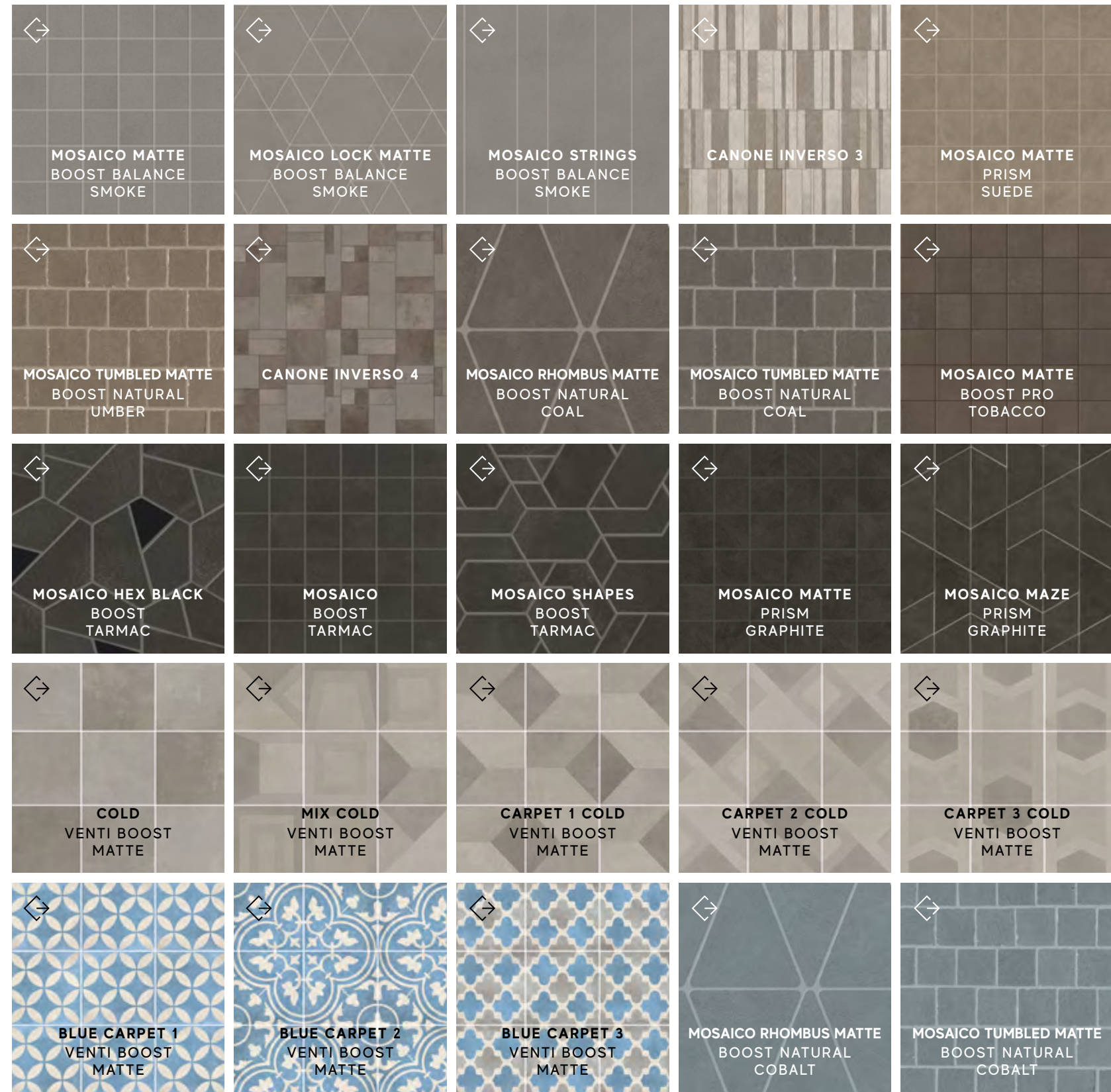
SLABS FOR COUNTERTOPS & FURNITURE


FURNITURE


FACADES


TECHNICAL SPECIFICATIONS





INDEX 


PRODUCT FINDER 


SURFACE RANGE 


PORCELAIN TILES  
WALL TILES


COMPANY 


COLLECTIONS 

LARGE SIZES 

SLABS FOR COUNTERTOPS & FURNITURE 

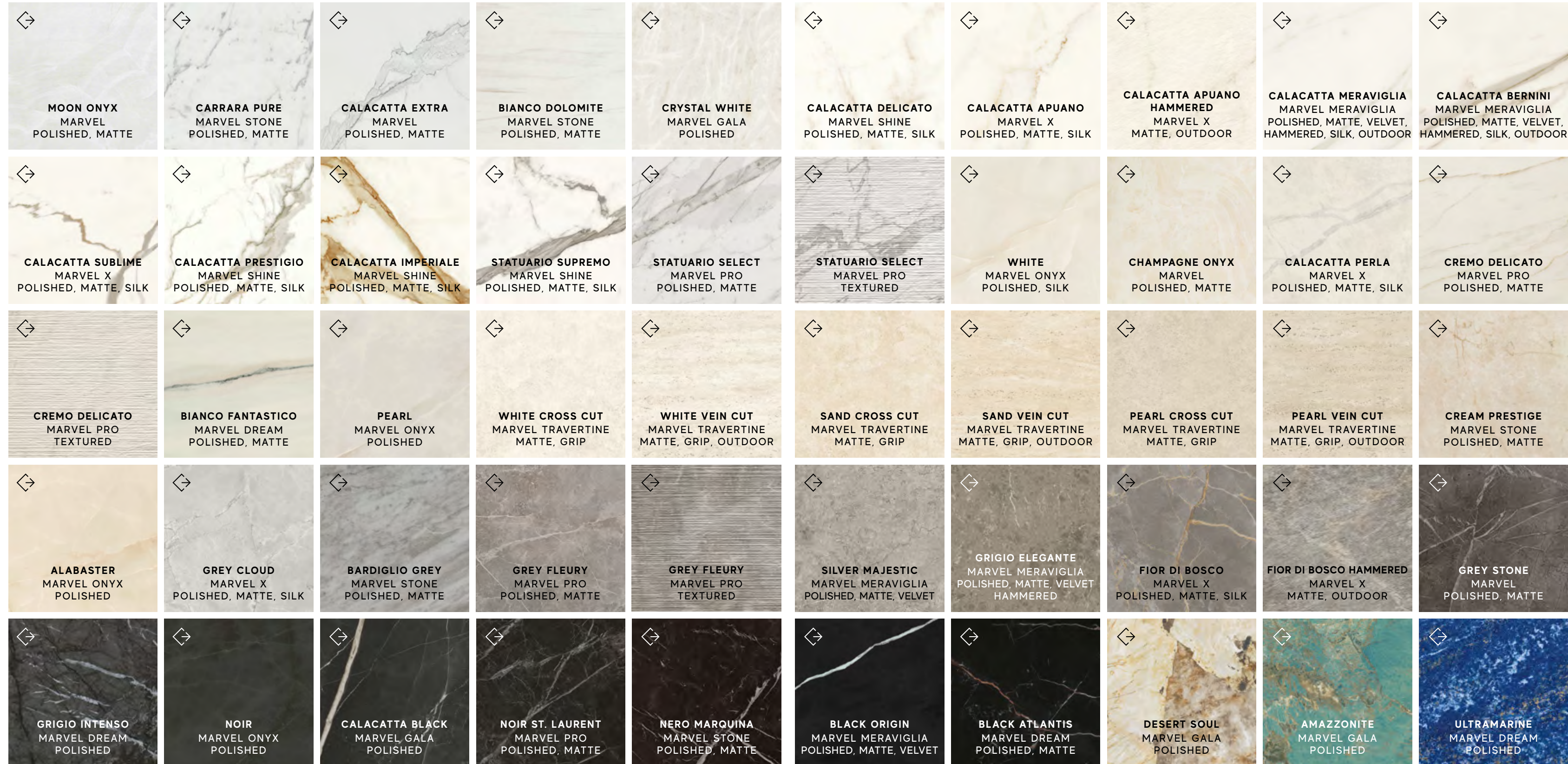
FURNITURE 

FACADES 

TECHNICAL SPECIFICATIONS 



# Porcelain Tiles Marble Look



Porcelain Tiles — MARBLE LOOK

Porcelain Tiles — MARBLE LOOK

INDEX



PRODUCT  
FINDER



SURFACE  
RANGE



PORCELAIN TILES  
WALL TILES

COMPANY



COLLECTIONS



LARGE SIZES



SLABS FOR  
COUNTERTOPS  
& FURNITURE



FURNITURE



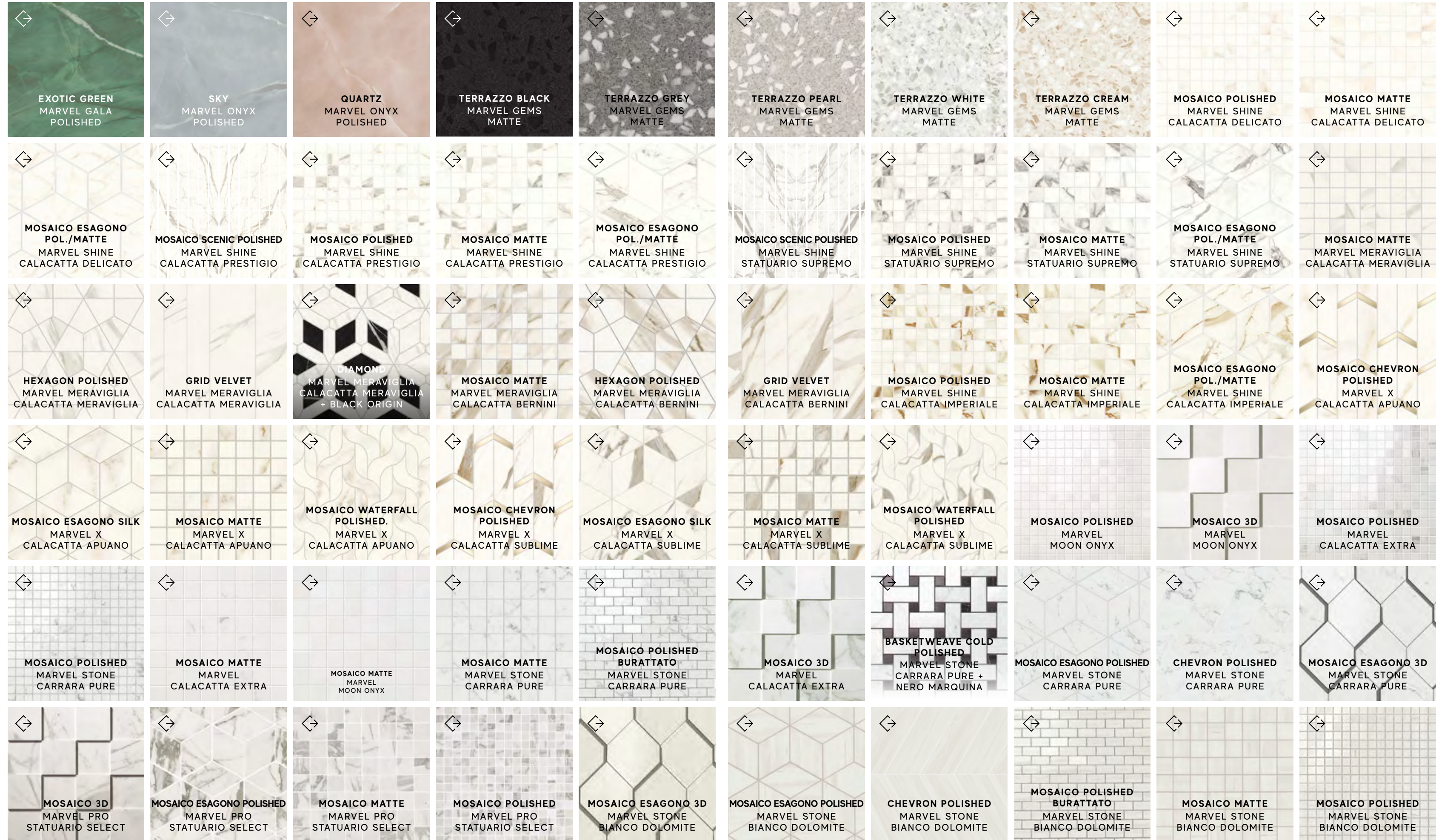
FACADES



TECHNICAL  
SPECIFICATIONS







Porcelain Tiles — MARBLE LOOK

Porcelain Tiles — MARBLE LOOK

INDEX ≡

PRODUCT  
FINDER >

SURFACE  
RANGE >

PORCELAIN TILES  
WALL TILES

COMPANY >

COLLECTIONS >

LARGE SIZES >

SLABS FOR  
COUNTERTOPS  
& FURNITURE >

FURNITURE >

FACADES >

TECHNICAL  
SPECIFICATIONS >






Porcelain Tiles — MARBLE LOOK

Porcelain Tiles — MARBLE LOOK


- INDEX ≡
- PRODUCT FINDER >
- SURFACE RANGE** >
- PORCELAIN TILES
  - WALL TILES
- COMPANY >
- COLLECTIONS >
- LARGE SIZES >
- SLABS FOR COUNTERTOPS & FURNITURE >
- FURNITURE >
- FACADES >
- TECHNICAL SPECIFICATIONS >







Porcelain Tiles — MARBLE LOOK

Porcelain Tiles — MARBLE LOOK

INDEX 

PRODUCT FINDER 


SURFACE RANGE 

PORCELAIN TILES  
WALL TILES


COMPANY 


COLLECTIONS 

LARGE SIZES 

SLABS FOR COUNTERTOPS & FURNITURE 

FURNITURE 

FACADES 

TECHNICAL SPECIFICATIONS 



# Porcelain Tiles Stone Look



Porcelain Tiles — STONE LOOK

Porcelain Tiles — STONE LOOK

INDEX



PRODUCT  
FINDER



SURFACE  
RANGE



PORCELAIN TILES  
WALL TILES

COMPANY



COLLECTIONS



LARGE SIZES



SLABS FOR  
COUNTERTOPS  
& FURNITURE



FURNITURE



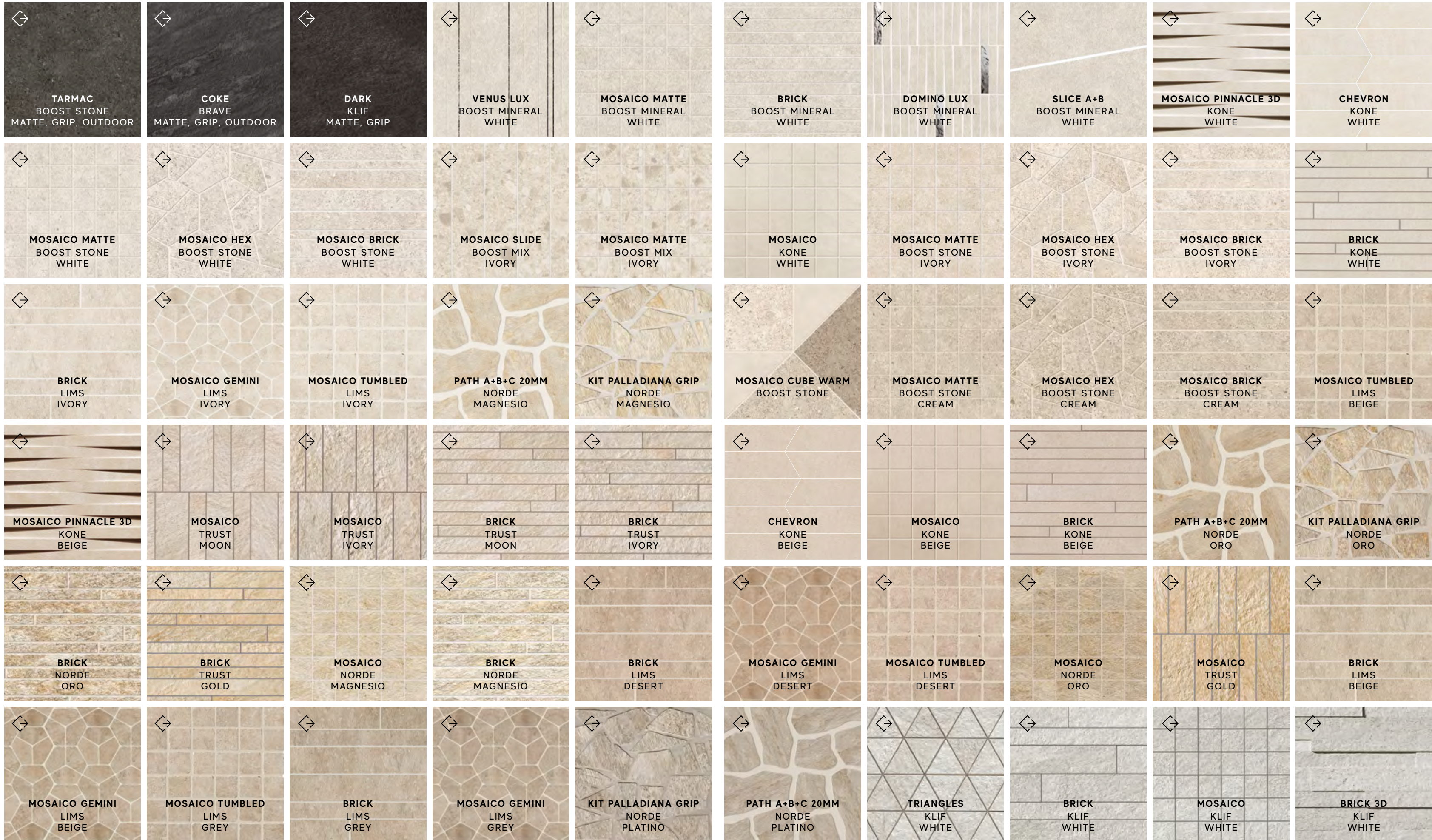
FACADES



TECHNICAL  
SPECIFICATIONS







Porcelain Tiles — STONE LOOK

Porcelain Tiles — STONE LOOK

- INDEX ≡

---

- PRODUCT FINDER >
- SURFACE RANGE** >
- PORCELAIN TILES
  - WALL TILES

---

- COMPANY >

---

- COLLECTIONS >

---

- LARGE SIZES >

---

- SLABS FOR COUNTERTOPS & FURNITURE >

---

- FURNITURE >

---

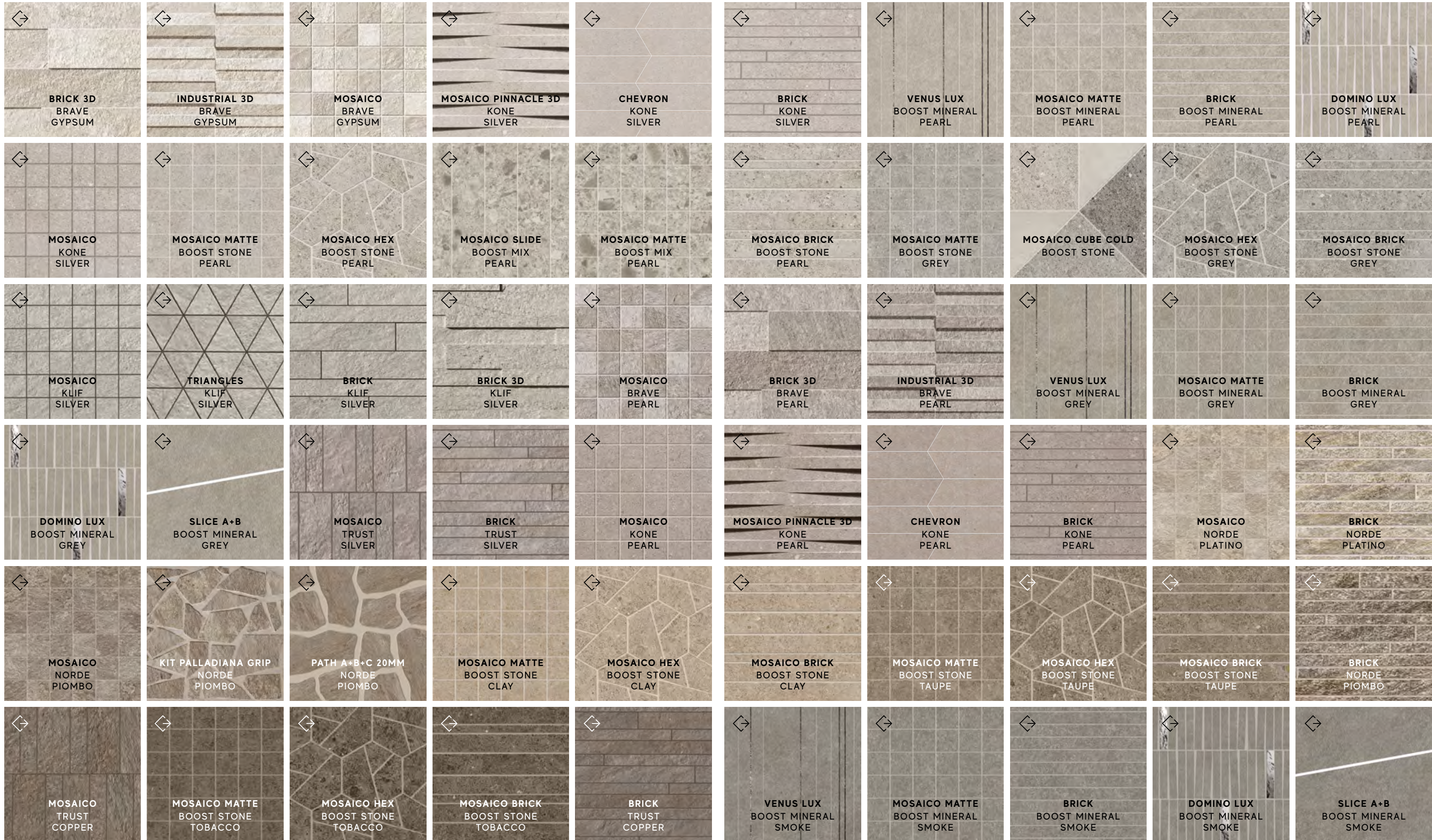
- FACADES >

---

- TECHNICAL SPECIFICATIONS >




Porcelain Tiles — STONE LOOK



Porcelain Tiles — STONE LOOK

- INDEX ≡
- PRODUCT FINDER >
- SURFACE RANGE** >
- PORCELAIN TILES
  - WALL TILES**
- COMPANY >
- COLLECTIONS >
- LARGE SIZES >
- SLABS FOR COUNTERTOPS & FURNITURE >
- FURNITURE >
- FACADES >
- TECHNICAL SPECIFICATIONS >





Porcelain Tiles — STONE LOOK

Porcelain Tiles — STONE LOOK

INDEX



PRODUCT FINDER



SURFACE RANGE



PORCELAIN TILES  
WALL TILES

COMPANY



COLLECTIONS



LARGE SIZES



SLABS FOR  
COUNTERTOPS  
& FURNITURE



FURNITURE



FACADES

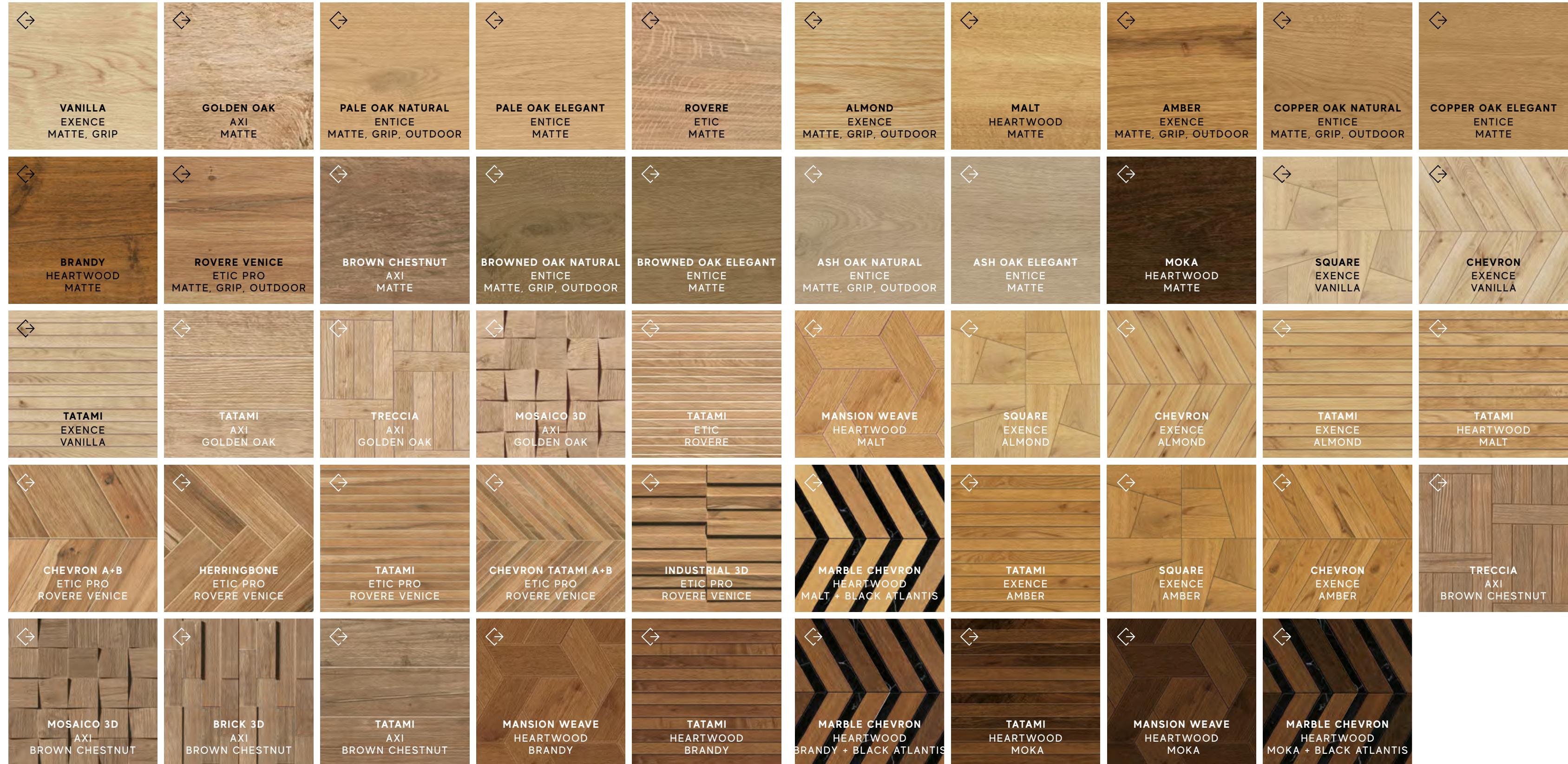


TECHNICAL  
SPECIFICATIONS





# Porcelain Tiles Wood Look



Porcelain Tiles — WOOD LOOK

Porcelain Tiles — WOOD LOOK

INDEX



PRODUCT  
FINDER



SURFACE  
RANGE



PORCELAIN TILES  
WALL TILES

COMPANY



COLLECTIONS



LARGE SIZES



SLABS FOR  
COUNTERTOPS  
& FURNITURE



FURNITURE



FACADES



TECHNICAL  
SPECIFICATIONS





# Wall Tiles

## 3D Wall



Wall Tiles — 3D WALL

Wall Tiles — 3D WALL

INDEX



PRODUCT  
FINDER



SURFACE  
RANGE



PORCELAIN TILES  
WALL TILES

COMPANY



COLLECTIONS



LARGE SIZES



SLABS FOR  
COUNTERTOPS  
& FURNITURE



FURNITURE




FACADES



TECHNICAL  
SPECIFICATIONS



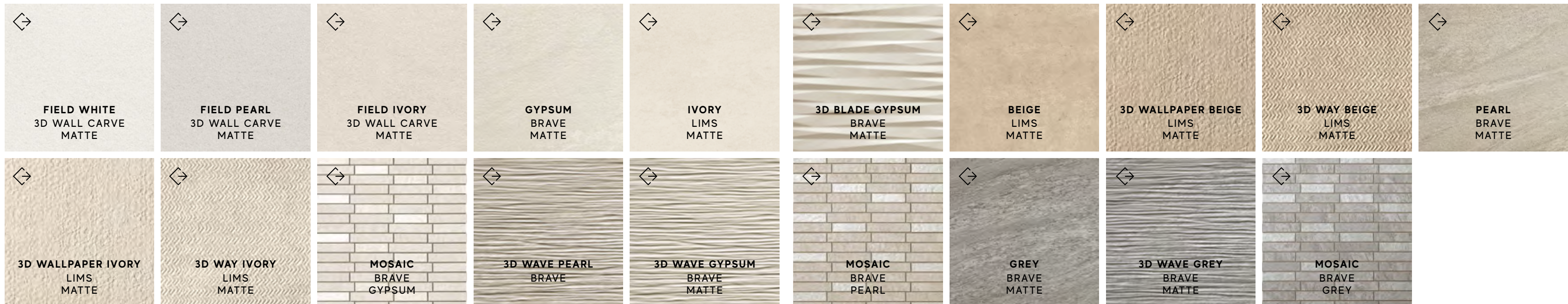






Wall Tiles — 3D WALL, STONE LOOK


# Wall Tiles Stone Look

Wall Tiles — 3D WALL, STONE LOOK



INDEX 

PRODUCT FINDER 


SURFACE RANGE 

PORCELAIN TILES  
WALL TILES


COMPANY 


COLLECTIONS 

LARGE SIZES 

SLABS FOR COUNTERTOPS & FURNITURE 

FURNITURE 

FACADES 

TECHNICAL SPECIFICATIONS 



# Wall Tiles Concrete Look

Wall Tiles — CONCRETE LOOK



Wall Tiles — CONCRETE LOOK

INDEX



PRODUCT  
FINDER



SURFACE  
RANGE



PORCELAIN TILES  
WALL TILES

COMPANY



COLLECTIONS



LARGE SIZES



SLABS FOR  
COUNTERTOPS  
& FURNITURE



FURNITURE




FACADES




TECHNICAL  
SPECIFICATIONS







# Wall Tiles Marble Look



INDEX

PRODUCT FINDER

**SURFACE RANGE**

PORCELAIN TILES  
WALL TILES

COMPANY

COLLECTIONS

LARGE SIZES

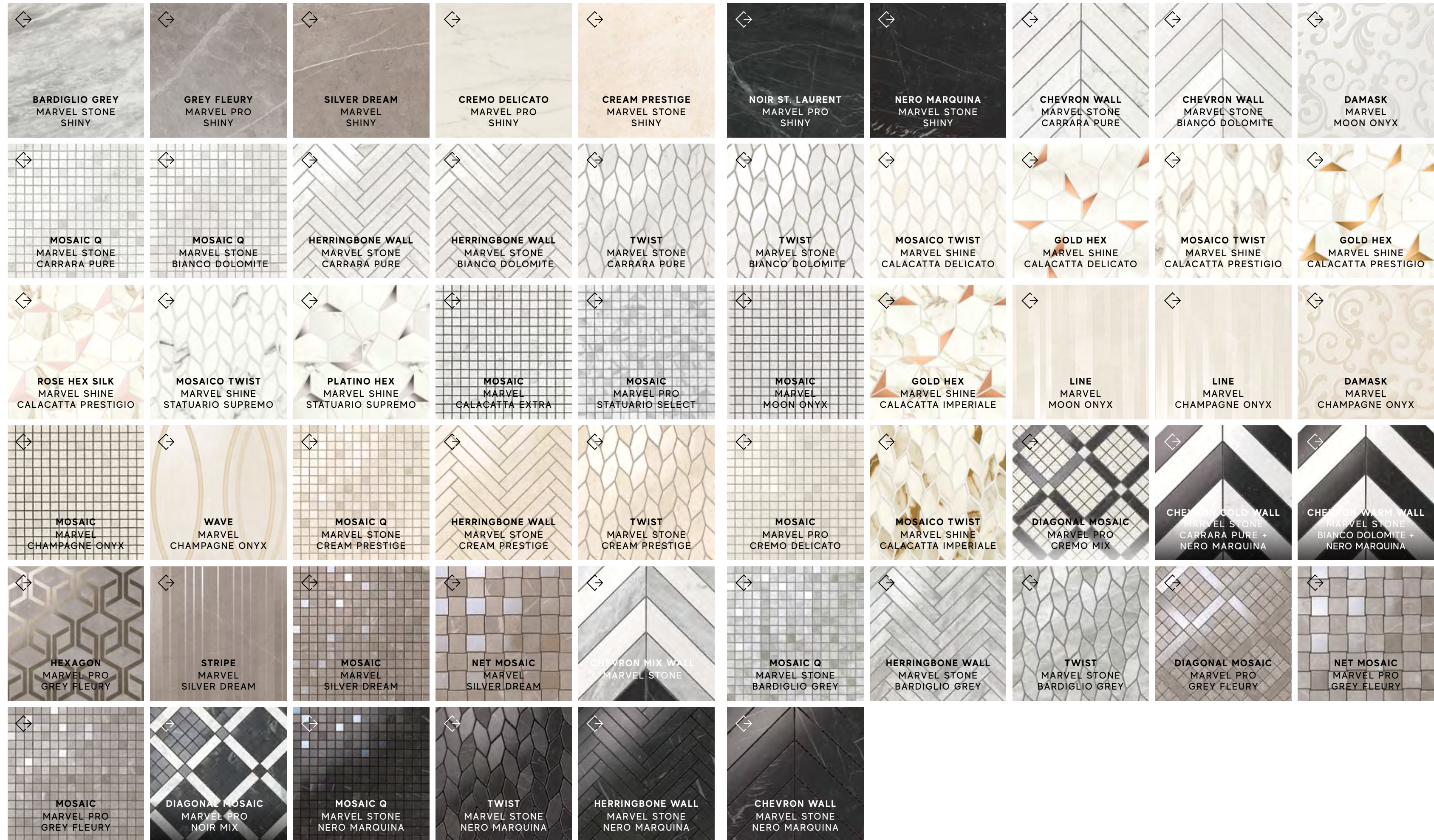
SLABS FOR  
COUNTERTOPS  
& FURNITURE

FURNITURE

FACADES

TECHNICAL SPECIFICATIONS





INDEX



PRODUCT FINDER



SURFACE RANGE



PORCELAIN TILES  
WALL TILES

COMPANY



COLLECTIONS



LARGE SIZES



SLABS FOR  
COUNTERTOPS  
& FURNITURE



FURNITURE



FACADES



TECHNICAL  
SPECIFICATIONS





# Wall Tiles Color Look



Wall Tiles — COLOR LOOK

Wall Tiles — COLOR LOOK

INDEX



PRODUCT  
FINDER



SURFACE  
RANGE



PORCELAIN TILES  
WALL TILES

COMPANY



COLLECTIONS



LARGE SIZES



SLABS FOR  
COUNTERTOPS  
& FURNITURE



FURNITURE




FACADES



TECHNICAL  
SPECIFICATIONS







Wall Tiles — COLOR LOOK

Wall Tiles — COLOR LOOK

INDEX



PRODUCT FINDER >

SURFACE RANGE >

PORCELAIN TILES  
WALL TILES

COMPANY >

COLLECTIONS >

LARGE SIZES >

SLABS FOR COUNTERTOPS & FURNITURE >

FURNITURE >

FACADES >

TECHNICAL SPECIFICATIONS >

# Company

- ↔ ABOUT US
- ↔ OUR PLACES
- ↔ COLLABORATIONS
- ↔ DESIGN ACHIEVEMENTS & AWARDS

INDEX



PRODUCT  
FINDER



SURFACE  
RANGE



COMPANY



COLLECTIONS



LARGE SIZES



SLABS FOR  
COUNTERTOPS  
& FURNITURE



FURNITURE



FACADES



TECHNICAL  
SPECIFICATIONS





# History

**1969**

Ceramica Concorde is founded

**1990**

Atlas Concorde is established from the merge of Ceramica Concorde and Ceramiche Atlas

**2015**

Production of **large slabs**

**2020**

Automated Warehouse

**2023**

New **large slabs plant**

**1974**

Ceramiche Atlas is established

**1998**

Porcelain tile production

**2017**

Atlas Plan brand

**2021**

Atlas Concorde Habitat brand



## Our vision

Enriching spaces around the world with the beauty of Italian design.

## Our mission

Modernizing spaces around the world through our elegant and refined style.

## Our way

Made to Excel: being both high-performing and supportive of individuals.



# Our places



## Park Studio

An innovative exhibition space of more than 3,000 square meters inside the Atlas Concorde Headquarters.


[INDEX](#)

[PRODUCT  
FINDER](#)

[SURFACE  
RANGE](#)

[COMPANY](#)

[COLLECTIONS](#)

[LARGE SIZES](#)

[SLABS FOR  
COUNTERTOPS  
& FURNITURE](#)

[FURNITURE](#)

[FACADES](#)

[TECHNICAL  
SPECIFICATIONS](#)






## Atlas Concorde Studios



7

- Dubai, AE
- Nashville, US
- London, UK
- Paris, FR
- Lyon, FR
- Milan, IT
- Moscow, RU

Spaces for architects, interior designers, and professionals.



## Atlas Concorde Stores



32

- Aberystwyth, UK
- Doha, QA
- Lahore, PK
- Nizhny Novgorod, RU (2)
- Tyumen, RU
- Baghdad, IQ
- Gurgaon, IN
- Lille, FR
- Ofringen, CH
- Vienna, AT
- Beirut, LB
- Kazan, RU
- Manama, BH
- St. Petersburg, RU
- Wan Chai, HK (2)
- Belgrade, RS
- Kostroma, RU
- Moscow, RU (8)
- Saratov, RU
- Bucharest, RO
- Kuwait, KW
- Muscat, OM
- Seoul, KR

Flagships stores open to the public.

PRODUCT  
FINDER >

SURFACE  
RANGE >

COMPANY >

COLLECTIONS >

LARGE SIZES >

SLABS FOR  
COUNTERTOPS  
& FURNITURE >

FURNITURE >

FACADES >

TECHNICAL  
SPECIFICATIONS >



# International leadership



## HEADQUARTERS ATLAS CONCORDE PARK STUDIO

Fiorano Modenese, IT

# 7

## STUDIOS

- Dubai, AE
- London, UK
- Lyon, FR
- Milan, IT
- Moscow, RU
- Nashville, US
- Paris, FR

# 32

## STORES

- Aberystwyth, UK
- Baghdad, IQ
- Beirut, LB
- Belgrade, RS
- Bucharest, RO
- Doha, QA
- Gurgaon, IN
- Kazan, RU
- Kostroma, RU
- Kuwait, KW
- Lahore, PK
- Lille, FR
- Manama, BH
- Moscow, RU (8)
- Muscat, OM
- Nizhny Novgorod, RU (2)
- Oftringen, CH
- St. Petersburg, RU
- Saratov, RU
- Seoul, KR
- Tyumen, RU
- Vienna, AT
- Wan Chai, HK (2)



# 7

## REPRESENTATIVE OFFICES

- Beijing, CN
- Dania Beach, US
- Kiev, UA
- Riga, LV
- St. Petersburg, RU
- Seoul, KR
- Sydney, AU

# Collaborations

## Piero Lissoni

CANONE INVERSO  
PRISM  
3D WALL CARVE    
BOOST COLOR



## Matteo Brioni

BOOST NATURAL 




## Mario Ferrarini

DIALOGO 



## HBA

(Hirsch Bedner Associates)  
MARVEL TRAVERTINE 



## Zaha Hadid Architects

MARVEL MERAUVIGLIA



# Design achievements & awards



reddot winner 2023

MARVEL TRAVERTINE DECORS in collaboration with HBA  
MARVEL X HAMMERED SURFACE Atlas Concorde style office  
MARVEL GALA Atlas Concorde style office



reddot winner 2022

3D WALL CARVE in collaboration with Piero Lissoni  
BOOST NATURAL in collaboration with Matteo Brioni  
DIALOGO in collaboration with Mario Ferrarini  
APLOMB Atlas Concorde style office



ADI DESIGN INDEX 2023

SENSITECH Surface Atlas Concorde R&D office



ADI DESIGN INDEX 2022

3D WALL CARVE in collaboration with Piero Lissoni





# Collections

## 3D Wall

- ↔ 3D WALL CARVE
- ↔ 3D WALL DESIGN
- ↔ 3D WALL PLASTER

In collaboration with **Piero Lissoni**

- ↔ APLOMB
- ↔ ARTY

## Concrete & Resin look

- ↔ BOOST
- ↔ BOOST BALANCE
- ↔ BOOST COLOR
- ↔ BOOST NATURAL
- ↔ BOOST PRO
- ↔ CANONE INVERSO
- ↔ PRISM
- ↔ VENTI BOOST

In collaboration with **Piero Lissoni**  
In collaboration with **Matteo Brioni**

In collaboration with **Piero Lissoni**  
In collaboration with **Piero Lissoni**

## Marble Look

- ↔ MARVEL
- ↔ MARVEL DREAM
- ↔ MARVEL GALA
- ↔ MARVEL GEMS
- ↔ MARVEL MERAVIGLIA
- ↔ MARVEL ONYX
- ↔ MARVEL PRO
- ↔ MARVEL SHINE
- ↔ MARVEL STONE
- ↔ MARVEL TRAVERTINE
- ↔ MARVEL X

In collaboration with **Zaha Hadid Architects**

In collaboration with **HBA**

## Stone Look

- ↔ BOOST MINERAL
- ↔ BOOST MIX
- ↔ BOOST STONE
- ↔ BRAVE
- ↔ KLIF
- ↔ KONE
- ↔ LIMS
- ↔ MARVEL TRAVERTINE
- ↔ NORDE
- ↔ TRUST

In collaboration with **HBA**

## Wood Look

- ↔ AXI
- ↔ ENTICE
- ↔ ETIC
- ↔ ETIC PRO
- ↔ EXENCE
- ↔ HEARTWOOD

INDEX



PRODUCT FINDER



SURFACE RANGE



COMPANY



COLLECTIONS



3D WALL  
CONCRETE & RESIN LOOK  
MARBLE LOOK  
STONE LOOK  
WOOD LOOK

LARGE SIZES



SLABS FOR COUNTERTOPS & FURNITURE



FURNITURE



FACADES



TECHNICAL SPECIFICATIONS



# 3D Wall Carve

3D Sign + 3D Squares: Capsule Collection by **Piero Lissoni**

Wall

COLLECTION CATALOG




VIDEO



**Wall Tiles** RECTIFIED MONOCALIBER

Sizes	Thickness	Surface finish
40x80 cm - 15 <sup>3</sup> / <sub>4</sub> "x31 <sup>1</sup> / <sub>2</sub> "	± 8,5 mm	Matte
<b>3D WALL TILES</b>		
40x80 cm - 15 <sup>3</sup> / <sub>4</sub> "x31 <sup>1</sup> / <sub>2</sub> "	± 8,5 mm	Matte

3D SIGN + 3D SQUARES : DESIGN BY **PIERO LISSONI**



INDEX

PRODUCT FINDER

SURFACE RANGE

COMPANY

COLLECTIONS

3D WALL  
 CONCRETE & RESIN LOOK  
 MARBLE LOOK  
 STONE LOOK  
 WOOD LOOK

LARGE SIZES

SLABS FOR COUNTERTOPS & FURNITURE

FURNITURE

FACADES

TECHNICAL SPECIFICATIONS



# 3D Wall Carve

## Wall Tiles

### MATTE SURFACE



± 8,5 mm

40x80 cm - 15<sup>3</sup>/<sub>4</sub>"x31<sup>1</sup>/<sub>2</sub>"

A57T 3D Wall Carve Field White

A57U 3D Wall Carve Field Pearl

A57V 3D Wall Carve Field Ivory



± 8,5 mm 3D WALL

40x80 cm - 15<sup>3</sup>/<sub>4</sub>"x31<sup>1</sup>/<sub>2</sub>"

A57W 3D Wall Carve Sign White

A57X 3D Wall Carve Sign Pearl

A57Y 3D Wall Carve Sign Ivory

A57Z 3D Wall Carve Squares White

A57Ø 3D Wall Carve Squares Pearl

A571 3D Wall Carve Squares Ivory

A572 3D Wall Carve Chisel White

A573 3D Wall Carve Chisel Pearl

A574 3D Wall Carve Chisel Ivory

A575 3D Wall Carve Whittle White

A576 3D Wall Carve Whittle Pearl

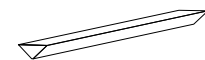
A577 3D Wall Carve Whittle Ivory

A578 3D Wall Carve Leaf White

A58A 3D Wall Carve Leaf Pearl

A579 3D Wall Carve Leaf Ivory

### TRIM TILES



14x40 cm - 5<sup>5</sup>/<sub>8</sub>"x15<sup>3</sup>/<sub>4</sub>"

A6OA 3D Wall Carve Field White Corner 40 \*

A6OB 3D Wall Carve Field Pearl Corner 40 \*

A6OC 3D Wall Carve Field Ivory Corner 40 \*



1,4x1,4 cm - 5<sup>5</sup>/<sub>8</sub>"x2<sup>1</sup>/<sub>8</sub>"

A6OD 3D Wall Carve Field White Corner A.E. \*

A6OE 3D Wall Carve Field Pearl Corner A.E. \*

A6OF 3D Wall Carve Field Ivory Corner A.E. \*

\* These parts are supplied to order - I pezzi sono disponibili su ordinazione - Les pièces sont disponibles sur commande - Die Teile sind auf Bestellung lieferbar - Las piezas se hacen por encargo - Изготавливаются на заказ



Wall

3D SIGN + 3D SQUARES : DESIGN BY PIERO LISSONI



INDEX



PRODUCT  
FINDER



SURFACE  
RANGE



COMPANY



COLLECTIONS



3D WALL  
CONCRETE & RESIN LOOK  
MARBLE LOOK  
STONE LOOK  
WOOD LOOK

LARGE SIZES



SLABS FOR  
COUNTERTOPS  
& FURNITURE



FURNITURE



FACADES



TECHNICAL  
SPECIFICATIONS





# 3D Wall Design

Wall

3D WALL WORLD CATALOG



VIDEO



## Wall Tiles RECTIFIED MONOCALIBER

Sizes	Thickness	Surface finish
50x120 cm - 19 5/8" x 47 1/4"	± 11 mm	Matte
	± 8,5 mm	Matte, Shiny
40x80 cm - 15 3/4" x 31 1/2"	± 10 mm	Matte, Shiny
	± 8,5 mm	Matte, Shiny
30,5x56 cm - 12" x 22"	± 9,5 mm	Matte
	± 8,5 mm	Matte

INDEX



PRODUCT FINDER



SURFACE RANGE



COMPANY



COLLECTIONS



3D WALL  
CONCRETE & RESIN LOOK  
MARBLE LOOK  
STONE LOOK  
WOOD LOOK

LARGE SIZES



SLABS FOR COUNTERTOPS & FURNITURE



FURNITURE



FACADES



TECHNICAL SPECIFICATIONS






# 3D Wall Design

## Wall Tiles



Wall

### MATTE SURFACE



**± 11 mm**  
**50x120 cm** - 19<sup>5</sup>/<sub>8</sub>"x47<sup>1</sup>/<sub>4</sub>"  
 A6BJ 3D Wall Design 3D Ultra Blade White <sup>(2)</sup>  
 A6BH 3D Wall Design 3D Line White <sup>(2)</sup>  
 A6BI 3D Wall Design 3D Flows White <sup>(2)</sup>



**± 8,5 mm**  
**50x120 cm** - 19<sup>5</sup>/<sub>8</sub>"x47<sup>1</sup>/<sub>4</sub>"  
 A6BF 3D Wall Design Solid White



**± 10 mm**  
**40x80 cm** - 15<sup>3</sup>/<sub>4</sub>"x31<sup>1</sup>/<sub>2</sub>"  
 8DMA 3D Wall Design 3D Angle White <sup>(2)</sup>  
 8DBW 3D Wall Design 3D Blade White <sup>(2)</sup>  
 8DAW 3D Wall Design 3D Stars White <sup>(2)</sup>  
 8DDI 3D Wall Design 3D Diamond White <sup>(2)</sup>  
 8DDN 3D Wall Design 3D Diamond Night <sup>(2)</sup>  
 8DFW 3D Wall Design 3D Flash White <sup>(2)</sup>  
 8DUW 3D Wall Design 3D Dune White <sup>(2)</sup>  
 8DUS 3D Wall Design 3D Dune Sand <sup>(2)</sup>  
 8DMW 3D Wall Design 3D Wind White <sup>(2)</sup>  
 8AWS 3D Wall Design 3D Wave Arty Sugar <sup>(2)</sup>  
 8AWM 3D Wall Design 3D Wave Arty Milk <sup>(2)</sup>  
 8SBW 3D Wall Design 3D Ribbon White <sup>(2)</sup>  
 8DSM 3D Wall Design 3D Twist Sage <sup>(2)</sup>  
 A6PA 3D Wall Design 3D Blade Rose <sup>(2)</sup>



**± 8,5 mm**  
**40x80 cm** - 15<sup>3</sup>/<sub>4</sub>"x31<sup>1</sup>/<sub>2</sub>"  
 8DSO 3D Wall Design Solid White  
 8DSA 3D Wall Design Solid Sand




**± 9,5 mm**  
**30,5x56 cm** - 12"x22"  
 9D5B 3D Wall Design 3D Ultra Blade White <sup>(2)</sup>  
 9D5W 3D Wall Design 3D Wave White <sup>(2)</sup>



**± 8,5 mm**  
**30,5x56 cm** - 12"x22"  
 9D5S 3D Wall Design Solid White

### SHINY SURFACE



**± 8,5 mm**  
**50x120 cm** - 19<sup>5</sup>/<sub>8</sub>"x47<sup>1</sup>/<sub>4</sub>"  
 A6BG 3D Wall Design Solid White Glossy



**± 10 mm**  
**40x80 cm** - 15<sup>3</sup>/<sub>4</sub>"x31<sup>1</sup>/<sub>2</sub>"  
 8DWG 3D Wall Design 3D Wave White Glossy <sup>(2)</sup>



**± 8,5 mm**  
**40x80 cm** - 15<sup>3</sup>/<sub>4</sub>"x31<sup>1</sup>/<sub>2</sub>"  
 8DSL 3D Wall Design Solid White Glossy

### TRIM TILES

LD8W Spigolo 8,5mm White  
 0,8x20 cm - <sup>3</sup>/<sub>8</sub>"x7<sup>7</sup>/<sub>8</sub>"

A8DW Spigolo 8,5mm White A.E.  
 0,8x0,8 cm - <sup>3</sup>/<sub>8</sub>"x<sup>3</sup>/<sub>8</sub>"

LDWM Spigolo 10mm White \* <sup>(1)</sup>  
 1x20 cm - <sup>3</sup>/<sub>8</sub>"x7<sup>7</sup>/<sub>8</sub>"

LDWG Spigolo 10mm White Glossy \* <sup>(1)</sup>  
 1x20 cm - <sup>3</sup>/<sub>8</sub>"x7<sup>7</sup>/<sub>8</sub>"

LDAM Spigolo 10mm Sand \* <sup>(1)</sup>  
 1x20 cm - <sup>3</sup>/<sub>8</sub>"x7<sup>7</sup>/<sub>8</sub>"

LDNM Spigolo 10mm Night \* <sup>(1)</sup>  
 1x20 cm - <sup>3</sup>/<sub>8</sub>"x7<sup>7</sup>/<sub>8</sub>"



SOLID WHITE GLOSSY




SOLID WHITE MATTE



SOLID SAND MATTE

### DECOR RANGE



9DSM 3D Wall Design Solid White Mosaic  
 30,5x30,5 cm - 12"x12"



3D LINE WHITE MATTE



3D WAVE WHITE GLOSSY



3D ULTRA BLADE WHITE MATTE




3D RIBBON WHITE MATTE



3D FLASH WHITE MATTE



3D STARS WHITE MATTE



3D FLOWS WHITE MATTE



3D WAVE ARTY SUGAR MATTE



3D DUNE WHITE MATTE



3D BLADE WHITE MATTE



3D DIAMOND WHITE MATTE



3D ANGLE WHITE MATTE




3D WIND WHITE MATTE



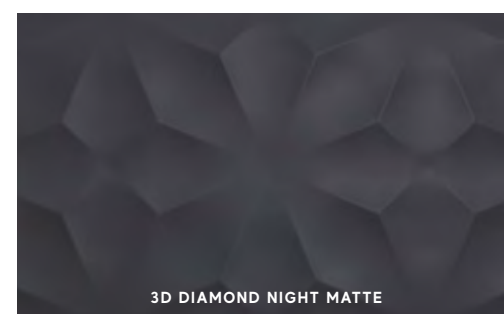
3D WAVE ARTY MILK MATTE



3D DUNE SAND MATTE



3D BLADE ROSE MATTE



3D DIAMOND NIGHT MATTE



3D TWIST SAGE MATTE

INDEX



PRODUCT  
FINDER



SURFACE  
RANGE



COMPANY



COLLECTIONS



3D WALL  
 CONCRETE & RESIN LOOK  
 MARBLE LOOK  
 STONE LOOK  
 WOOD LOOK

LARGE SIZES



SLABS FOR  
COUNTERTOPS  
& FURNITURE



FURNITURE



FACADES



TECHNICAL  
SPECIFICATIONS



\* These parts are supplied to order - I pezzi sono disponibili su ordinazione - Les pièces sont disponibles sur commande - Die Teile sind auf Bestellung lieferbar - Las piezas se hacen por encargo - Изготавливаются на заказ

<sup>(1)</sup> The 10 mm edge matches three-dimensional wall tiles having a 10-11 mm thickness - Lo spigolo 10 mm si abbina a rivestimenti tridimensionali di spessore 10-11 mm - Le bord 10 mm s'adapte aux revêtements tridimensionnels épaisseur 10-11 mm - Die 10 mm Kante ist mit dreidimensionalen Wandfliesen mit einer Stärke von 10-11 mm kombinierbar - La arista de 10 mm se combina con revestimientos tridimensionales de 10-11 mm de grosor - Угловой элемент 10 мм сочетается с трехмерной настенной плиткой толщиной 10-11 мм

<sup>(2)</sup> Registered Community Design



# 3D Wall Plaster

COLLECTION  
CATALOG



VIDEO



Wall



## Wall Tiles RECTIFIED MONOCALIBER

Sizes	Thickness	Surface finish
50x120 cm - 19 <sup>5</sup> / <sub>8</sub> "x47 <sup>1</sup> / <sub>4</sub> "	± 8,5 mm	Matte
<b>3D WALL TILES</b> 50x120 cm - 19 <sup>5</sup> / <sub>8</sub> "x47 <sup>1</sup> / <sub>4</sub> "	± 8,5 mm	Matte

INDEX



PRODUCT  
FINDER



SURFACE  
RANGE



COMPANY



COLLECTIONS



- 3D WALL
- CONCRETE & RESIN LOOK
- MARBLE LOOK
- STONE LOOK
- WOOD LOOK

LARGE SIZES



SLABS FOR  
COUNTERTOPS  
& FURNITURE



FURNITURE



FACADES



TECHNICAL  
SPECIFICATIONS





# 3D Wall Plaster

## Wall Tiles

### MATTE SURFACE



± 8,5 mm

50x120 cm - 19<sup>5</sup>/<sub>8</sub>"x47<sup>1</sup>/<sub>4</sub>"

AHQT 3D Wall Plaster Plain White



± 8,5 mm 3D WALL

50x120 cm - 19<sup>5</sup>/<sub>8</sub>"x47<sup>1</sup>/<sub>4</sub>"

AHQU 3D Wall Plaster Origami White

AHQV 3D Wall Plaster Bloom White


AHQW 3D Wall Plaster Jasmine White

AHQX 3D Wall Plaster Combed White

AHQY 3D Wall Plaster Barcode White




Wall



PLAIN



ORIGAMI



BLOOM



COMBED



JASMINE



BARCODE

INDEX



PRODUCT FINDER



SURFACE RANGE



COMPANY



COLLECTIONS



3D WALL

CONCRETE & RESIN LOOK

MARBLE LOOK

STONE LOOK

WOOD LOOK

LARGE SIZES



SLABS FOR COUNTERTOPS & FURNITURE



FURNITURE



FACADES



TECHNICAL SPECIFICATIONS





# Aplomb

COLLECTION  
CATALOG



VIDEO



Wall



## Wall Tiles RECTIFIED MONOCALIBER

Sizes  
50x120 cm - 19<sup>3</sup>/<sub>8</sub>"x47<sup>1</sup>/<sub>4</sub>"

Thickness  
± 8,5 mm

Surface finish  
Matte

INDEX



PRODUCT  
FINDER



SURFACE  
RANGE



COMPANY



COLLECTIONS



- 3D WALL
- CONCRETE & RESIN LOOK
- MARBLE LOOK
- STONE LOOK
- WOOD LOOK

LARGE SIZES



SLABS FOR  
COUNTERTOPS  
& FURNITURE



FURNITURE



FACADES



TECHNICAL  
SPECIFICATIONS





# Aplomb

## Wall Tiles



### MATTE SURFACE

Wall



± 8,5 mm

50x120 cm - 19<sup>5</sup>/<sub>8</sub>"x47<sup>1</sup>/<sub>4</sub>"

- A6E5 Aplomb Canvas Minidots
- A6E4 Aplomb Cream Minidots
- A6E3 Aplomb White Minidots
- A6E6 Aplomb Denim Minidots
- A6IL Aplomb Lichen Minidots
- A6E9 Aplomb Canvas Stripes
- A6E8 Aplomb Cream Stripes
- A6E7 Aplomb White Stripes
- A6FA Aplomb Denim Stripes
- A6IM Aplomb Lichen Stripes



### TRIM TILES



1,4x50 cm - 5<sup>5</sup>/<sub>8</sub>"x19<sup>5</sup>/<sub>8</sub>"

- A6NH Aplomb Canvas Minidots Corner 50 \*
- A6NG Aplomb Cream Minidots Corner 50 \*
- A6NF Aplomb White Minidots Corner 50 \*
- A6NJ Aplomb Denim Minidots Corner 50 \*
- A6NI Aplomb Lichen Minidots Corner 50 \*
- A6NM Aplomb Canvas Stripes Corner 50 \*
- A6NL Aplomb Cream Stripes Corner 50 \*
- A6NK Aplomb White Stripes Corner 50 \*
- A6NO Aplomb Denim Stripes Corner 50 \*
- A6NN Aplomb Lichen Stripes Corner 50 \*




1,4x1,4 cm - 5<sup>5</sup>/<sub>8</sub>"x5<sup>5</sup>/<sub>8</sub>"

- A6NR Aplomb Canvas Minidots Corner A.E \*
- A6NQ Aplomb Cream Minidots Corner A.E \*
- A6NP Aplomb White Minidots Corner A.E \*
- A6NT Aplomb Denim Minidots Corner A.E \*
- A6NS Aplomb Lichen Minidots Corner A.E \*
- A6NW Aplomb Canvas Stripes Corner A.E \*
- A6NV Aplomb Cream Stripes Corner A.E \*
- A6NU Aplomb White Stripes Corner A.E \*
- A6NY Aplomb Denim Stripes Corner A.E \*
- A6NX Aplomb Lichen Stripes Corner A.E \*

\* These parts are supplied to order - I pezzi sono disponibili su ordinazione - Les pièces sont disponibles sur commande - Die Teile sind auf Bestellung lieferbar - Las piezas se hacen por encargo - Изготавливаются на заказ

### DECOR RANGE



A6FC Aplomb White Leaf  
50x120 cm - 19<sup>5</sup>/<sub>8</sub>"x47<sup>1</sup>/<sub>4</sub>"

3 patterns with no graphic continuity / 3 pattern senza continuità grafica.

A6FD Aplomb Canvas Leaf  
50x120 cm - 19<sup>5</sup>/<sub>8</sub>"x47<sup>1</sup>/<sub>4</sub>"

3 patterns with no graphic continuity / 3 pattern senza continuità grafica.

A6SH Aplomb Cream Leaf Lux <sup>(1)</sup>  
50x120 cm - 19<sup>5</sup>/<sub>8</sub>"x47<sup>1</sup>/<sub>4</sub>"

1 patterns with graphic continuity / 1 pattern con continuità grafica.

A6SI Aplomb Lichen Leaf Lux <sup>(1)</sup>  
50x120 cm - 19<sup>5</sup>/<sub>8</sub>"x47<sup>1</sup>/<sub>4</sub>"

1 patterns with graphic continuity / 1 pattern con continuità grafica.

A6SJ Aplomb Canvas Flora <sup>(1)</sup>  
50x120 cm - 19<sup>5</sup>/<sub>8</sub>"x47<sup>1</sup>/<sub>4</sub>"

A6FB Aplomb White Mesh <sup>(2)</sup>  
50x120 cm - 19<sup>5</sup>/<sub>8</sub>"x47<sup>1</sup>/<sub>4</sub>"

A6VØ Aplomb Fabric Light <sup>(1)</sup>  
50x120 cm - 19<sup>5</sup>/<sub>8</sub>"x47<sup>1</sup>/<sub>4</sub>"

It can be combined with / Abbinabile con / Peut être combiné avec /  
Kombinierbar mit / Combinabile con / Совместимы с:  
**Minidots Cream**

A6V1 Aplomb Fabric Dark <sup>(1)</sup>  
50x120 cm - 19<sup>5</sup>/<sub>8</sub>"x47<sup>1</sup>/<sub>4</sub>"

It can be combined with / Abbinabile con / Peut être combiné avec /  
Kombinierbar mit / Combinabile con / Совместимы с:  
**Minidots Lichen - Minidots Cream**

<sup>(1)</sup> Application of decorative materials. The use of a common mild detergent is recommended. Avoid using acidic or alkaline products, waxes, steel wool, or abrasives. - Applicazione di materie decorative. Si consiglia l'utilizzo di un comune detergente neutro. Evitare l'utilizzo di prodotti acidi o alcalini, ceranti e pagliette di metallo o abrasive. - Application de matériaux décoratifs. Nous conseillons l'emploi de détergents neutres courants. Éviter l'utilisation de cires et de produits acides ou alcalins, ainsi que les pailles métalliques ou abrasives. - Dekorationsmaterial. Es empfiehlt sich, ein haushaltsübliches, neutrales Reinigungsmittel zu verwenden. Saure oder alkalische Produkte, Wachs oder alkalische Produkte, Wachs sowie Stahlwolle- bzw. Scheuerschwämme sind zu vermeiden. Aplicación de materiales decorativos. Recomendamos utilizar un detergente neutro común. Hay que evitar el uso de productos ácidos o alcalinos, ceras y estropajos de metal o abrasivos. - Применение декоративных материалов. Рекомендуется чистить обычным нейтральным моющим средством. Не рекомендуется использовать кислотные, щелочные, восковые средства, а также металлические мочалки.

<sup>(2)</sup> Item sold by square meter. - Articolo venduto al mq. - Article vendu au mètre carré. - Artikel pro m<sup>2</sup> verkauft. - Artículo vendido por m<sup>2</sup>. - Артикул продается квадратными метрами.

INDEX



PRODUCT  
FINDER



SURFACE  
RANGE



COMPANY



COLLECTIONS



- 3D WALL
- CONCRETE & RESIN LOOK
- MARBLE LOOK
- STONE LOOK
- WOOD LOOK

LARGE SIZES



SLABS FOR  
COUNTERTOPS  
& FURNITURE



FURNITURE



FACADES



TECHNICAL  
SPECIFICATIONS





# Aplomb

## Wall Tiles

### DECOR RANGE



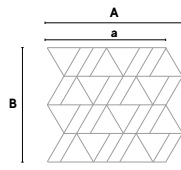
A6SP Aplomb White  
Mosaico Triangle ▲  
31,5x30,5 - 12<sup>5</sup>/<sub>8</sub>"x12"

A6SQ Aplomb Cream  
Mosaico Triangle ▲  
31,5x30,5 - 12<sup>5</sup>/<sub>8</sub>"x12"

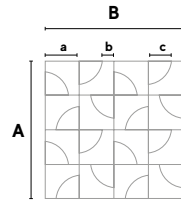
A6SR Aplomb Canvas  
Mosaico Triangle ▲  
31,5x30,5 - 12<sup>5</sup>/<sub>8</sub>"x12"

A6SS Aplomb Lichen  
Mosaico Triangle ▲  
31,5x30,5 - 12<sup>5</sup>/<sub>8</sub>"x12"

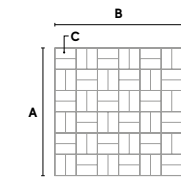
A6ST Aplomb Denim  
Mosaico Triangle ▲  
31,5x30,5 - 12<sup>5</sup>/<sub>8</sub>"x12"



A 35,9 cm - 15<sup>1</sup>/<sub>8</sub>"  
a 30,5 cm - 12"



A 32 cm - 12<sup>5</sup>/<sub>8</sub>"  
B 32 cm - 12<sup>5</sup>/<sub>8</sub>"  
a 7,8 cm - 3<sup>1</sup>/<sub>8</sub>"  
b 2,533 cm - 1"  
c 5,167 cm - 2"



A 30 cm - 11<sup>3</sup>/<sub>4</sub>"  
B 30 cm - 11<sup>3</sup>/<sub>4</sub>"  
C 4,88x2,36 cm - 1<sup>7</sup>/<sub>8</sub>"x1<sup>1</sup>/<sub>4</sub>"



A6SK Aplomb White  
Mosaico Arch <sup>(1)</sup>  
32x32 - 12<sup>5</sup>/<sub>8</sub>"x12<sup>5</sup>/<sub>8</sub>"

A6SL Aplomb Cream  
Mosaico Arch <sup>(1)</sup>  
32x32 - 12<sup>5</sup>/<sub>8</sub>"x12<sup>5</sup>/<sub>8</sub>"

A6SM Aplomb Canvas  
Mosaico Arch <sup>(1)</sup>  
32x32 - 12<sup>5</sup>/<sub>8</sub>"x12<sup>5</sup>/<sub>8</sub>"

A6SN Aplomb Lichen  
Mosaico Arch <sup>(1)</sup>  
32x32 - 12<sup>5</sup>/<sub>8</sub>"x12<sup>5</sup>/<sub>8</sub>"

A6SO Aplomb Denim  
Mosaico Arch <sup>(1)</sup>  
32x32 - 12<sup>5</sup>/<sub>8</sub>"x12<sup>5</sup>/<sub>8</sub>"



A6SU Aplomb White  
Mosaico Net <sup>(2)</sup>  
30x30 - 11<sup>3</sup>/<sub>4</sub>"x11<sup>3</sup>/<sub>4</sub>"

A6SV Aplomb Cream  
Mosaico Net <sup>(2)</sup>  
30x30 - 11<sup>3</sup>/<sub>4</sub>"x11<sup>3</sup>/<sub>4</sub>"

A6SW Aplomb Canvas  
Mosaico Net <sup>(2)</sup>  
30x30 - 11<sup>3</sup>/<sub>4</sub>"x11<sup>3</sup>/<sub>4</sub>"

A6SX Aplomb Lichen  
Mosaico Net <sup>(2)</sup>  
30x30 - 11<sup>3</sup>/<sub>4</sub>"x11<sup>3</sup>/<sub>4</sub>"

A6SY Aplomb Denim  
Mosaico Net <sup>(2)</sup>  
30x30 - 11<sup>3</sup>/<sub>4</sub>"x11<sup>3</sup>/<sub>4</sub>"



INDEX



PRODUCT  
FINDER



SURFACE  
RANGE



COMPANY



COLLECTIONS



- 3D WALL
- CONCRETE & RESIN LOOK
- MARBLE LOOK
- STONE LOOK
- WOOD LOOK

LARGE SIZES



SLABS FOR  
COUNTERTOPS  
& FURNITURE



FURNITURE



FACADES



TECHNICAL  
SPECIFICATIONS



<sup>(1)</sup> The tesserae come from Minidots and Stripes Textures - Le tessere sono ricavate dalle texture minidots e stripes - Les tesselles proviennent des textures minidots et stripes - Die Mosaiksteinchen stammen aus den Textures Minidots und Stripes - Los mosaicos se obtienen de las texturas minidots y stripes - Тессеры вырезаны из структур minidots и stripes

<sup>(2)</sup> The tesserae come from Minidots Textures - Le tessere sono ricavate dalle texture minidots - Les tesselles proviennent des Textures Minidots - Die Mosaiksteinchen stammen aus den Textures Minidots - Los mosaicos se obtienen de las texturas minidots - Тессеры вырезаны из структур Minidots



# Arty



Wall



## Wall Tiles RECTIFIED MONOCALIBER

Sizes	Thickness	Surface finish
40x80 cm - 15 7/8" x 31 1/2"	± 8,5 mm	Matte
3D WALL TILES 40x80 cm - 15 7/8" x 31 1/2"	± 10 mm	Matte

INDEX

PRODUCT FINDER

SURFACE RANGE

COMPANY

COLLECTIONS

- 3D WALL
- CONCRETE & RESIN LOOK
- MARBLE LOOK
- STONE LOOK
- WOOD LOOK

LARGE SIZES

SLABS FOR COUNTERTOPS & FURNITURE

FURNITURE

FACADES

TECHNICAL SPECIFICATIONS



# Arty Wall Tiles

V1 Uniform  
Appearance

## MATTE SURFACE

Wall

± 8.5 mm  
40x80 cm - 15<sup>7</sup>/<sub>8</sub>"x31<sup>1</sup>/<sub>2</sub>"  
8ARU Arty Sugar  
8ARL Arty Milk  
8ARA Arty Charcoal  
8ARN Arty Malt  
8ARD Arty Curry  
8ARB Arty Tabasco

± 10 mm 3D WALL  
40x80 cm - 15<sup>7</sup>/<sub>8</sub>"x31<sup>1</sup>/<sub>2</sub>"  
8AWS Arty Sugar Wave  
8AWM Arty Milk Wave



## TRIM TILES

LASS Arty Sugar Spigolo  
0,8x20 - 3<sup>1</sup>/<sub>8</sub>"x7<sup>7</sup>/<sub>8</sub>"

AASS Spigolo A.E.  
0,8x0,8 - 3<sup>1</sup>/<sub>8</sub>"x3<sup>1</sup>/<sub>8</sub>"

LASH Arty Charcoal Spigolo  
0,8x20 - 3<sup>1</sup>/<sub>8</sub>"x7<sup>7</sup>/<sub>8</sub>"

AASH Spigolo A.E.  
0,8x0,8 - 3<sup>1</sup>/<sub>8</sub>"x3<sup>1</sup>/<sub>8</sub>"

LASC Arty Curry Spigolo  
0,8x20 - 3<sup>1</sup>/<sub>8</sub>"x7<sup>7</sup>/<sub>8</sub>"

AASU Spigolo A.E.  
0,8x0,8 - 3<sup>1</sup>/<sub>8</sub>"x3<sup>1</sup>/<sub>8</sub>"

LASK Arty Milk Spigolo  
0,8x20 - 3<sup>1</sup>/<sub>8</sub>"x7<sup>7</sup>/<sub>8</sub>"

AASI Spigolo A.E.  
0,8x0,8 - 3<sup>1</sup>/<sub>8</sub>"x3<sup>1</sup>/<sub>8</sub>"


LASD Arty Malt Spigolo  
0,8x20 - 3<sup>1</sup>/<sub>8</sub>"x7<sup>7</sup>/<sub>8</sub>"

AASM Spigolo A.E.  
0,8x0,8 - 3<sup>1</sup>/<sub>8</sub>"x3<sup>1</sup>/<sub>8</sub>"

LASO Arty Tabasco Spigolo  
0,8x20 - 3<sup>1</sup>/<sub>8</sub>"x7<sup>7</sup>/<sub>8</sub>"

AASO Spigolo A.E.  
0,8x0,8 - 3<sup>1</sup>/<sub>8</sub>"x3<sup>1</sup>/<sub>8</sub>"

## DECOR RANGE




8ATM Arty Milk Textile  
40x80 - 15<sup>7</sup>/<sub>8</sub>"x31<sup>1</sup>/<sub>2</sub>"




8ATT Arty Tabasco Textile  
40x80 - 15<sup>7</sup>/<sub>8</sub>"x31<sup>1</sup>/<sub>2</sub>"



8A2S Arty Sugar Urban C2  
80x80 - 31<sup>1</sup>/<sub>2</sub>"x31<sup>1</sup>/<sub>2</sub>"



8A2C Arty Curry Urban C2  
80x80 - 31<sup>1</sup>/<sub>2</sub>"x31<sup>1</sup>/<sub>2</sub>"



8A2T Arty Tabasco Urban C2  
80x80 - 31<sup>1</sup>/<sub>2</sub>"x31<sup>1</sup>/<sub>2</sub>"



9ASS Arty Sugar  
Mosaico Minibrick  
30,5x30,5 - 12"x12"



9ASH Arty Charcoal  
Mosaico Minibrick  
30,5x30,5 - 12"x12"



9ASC Arty Curry  
Mosaico Minibrick  
30,5x30,5 - 12"x12"



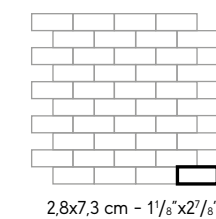
9ASI Arty Milk  
Mosaico Minibrick  
30,5x30,5 - 12"x12"



9ASM Arty Malt  
Mosaico Minibrick  
30,5x30,5 - 12"x12"



9AST Arty Tabasco  
Mosaico Minibrick  
30,5x30,5 - 12"x12"



INDEX



PRODUCT  
FINDER



SURFACE  
RANGE



COMPANY



COLLECTIONS



- 3D WALL
- CONCRETE & RESIN LOOK
- MARBLE LOOK
- STONE LOOK
- WOOD LOOK

LARGE SIZES



SLABS FOR  
COUNTERTOPS  
& FURNITURE



FURNITURE



FACADES



TECHNICAL  
SPECIFICATIONS





# Canone Inverso

Decor collection by **Piero Lissoni**



Wall

## Porcelain Tiles



### CANONE INVERSO 1

81x32 cm 31<sup>1</sup>/<sub>8</sub>"x12<sup>5</sup>/<sub>8</sub>"  
A19U Canone Inverso 1



### CANONE INVERSO 2

59x59 cm 23"x23"  
A19V Canone Inverso 2



### CANONE INVERSO 3

47x147 cm 18<sup>1</sup>/<sub>2</sub>"x57<sup>7</sup>/<sub>8</sub>"  
A2US Canone Inverso 3



### CANONE INVERSO 4

59x78 cm 23<sup>1</sup>/<sub>4</sub>"x30<sup>3</sup>/<sub>4</sub>"  
A19X Canone Inverso 4



INDEX



PRODUCT  
FINDER



SURFACE  
RANGE



COMPANY



COLLECTIONS



3D WALL  
CONCRETE & RESIN LOOK  
MARBLE LOOK  
STONE LOOK  
WOOD LOOK

LARGE SIZES



SLABS FOR  
COUNTERTOPS  
& FURNITURE



FURNITURE



FACADES



TECHNICAL  
SPECIFICATIONS





# Boost



- Floor
- Wall
- Decors
- Outdoor
- Slabs for countertops and furniture
- Bathroom furniture
- Tables
- Facades



## Porcelain Tiles RECTIFIED MONOCALIBER

Sizes	Thickness	Surface finish
160x160 cm - 63"x63"	± 6 mm	Matte <b>R9 A</b>
120x278 cm - 47 1/4"x109 1/2"	± 6 mm	Matte <b>R9 A</b>
120x240 cm - 47 1/4"x94 1/2"	± 9 mm	Matte <b>Sensitech R10 B</b>
120x120 cm - 47 1/4"x47 1/4"	± 6 mm	Matte <b>R9 A</b>
	± 9 mm	Matte <b>Sensitech R10 B</b>
60x120 cm - 23 5/8"x47 1/4"	± 6 mm	Matte <b>Sensitech R10 B</b>
	± 9 mm	Matte <b>Sensitech R10 B</b>
75x150 cm - 29 1/2"x59"	± 9 mm	Matte <b>Sensitech R10 B</b>
75x75 cm - 29 1/2"x29 1/2"	± 9 mm	Matte <b>Sensitech R10 B</b>
60x60 cm - 23 5/8"x23 5/8"	± 9 mm	Matte <b>Sensitech R10 B</b>
30x60 cm - 11 7/8"x23 5/8"	± 9 mm	Matte <b>Sensitech R10 B</b>

LARGE SIZES P. 304

### OUTDOOR AND WET AREAS

120x120 cm - 47 1/4"x47 1/4"	± 9 mm	Grip <b>Sensitech R11 C</b>
120x240 cm - 47 1/4"x94 1/2"	± 20 mm	Outdoor <b>Sensitech R11 C</b>
120x120 cm - 47 1/4"x47 1/4"	± 20 mm	Outdoor <b>Sensitech R11 C</b>
60x120 cm - 23 5/8"x47 1/4"	± 20 mm	Outdoor <b>Sensitech R11 C</b>
90x90 cm - 35 3/8"x35 3/8"	± 20 mm	Outdoor <b>Sensitech R11 C</b>
60x60 cm - 23 5/8"x23 5/8"	± 20 mm	Outdoor <b>Sensitech R11 C</b>

### atlasPLAN

160x320 cm - 63"x126"	± 6 mm	Hammered <b>R9 A</b>
-----------------------	--------	----------------------

### SLABS FOR COUNTERTOPS & FURNITURE

162x324 cm - 63 3/4"x127 1/2"	± 12 mm	Hammered
-------------------------------	---------	----------

## Wall Tiles RECTIFIED MONOCALIBER

Sizes	Thickness	Surface finish
40x80 cm - 15 3/4"x31 1/2"	± 8,5 mm	Matte
<b>3D WALL TILES</b>		
40x80 cm - 15 3/4"x31 1/2"	± 10 mm	Matte



INDEX



PRODUCT FINDER



SURFACE RANGE



COMPANY



COLLECTIONS



- 3D WALL
- CONCRETE & RESIN LOOK
- MARBLE LOOK
- STONE LOOK
- WOOD LOOK

LARGE SIZES



SLABS FOR COUNTERTOPS & FURNITURE



FURNITURE



FACADES



TECHNICAL SPECIFICATIONS





# Boost

## Porcelain Tiles



Matte ± 6 mm  
Matte Sensitech ± 6 mm



Matte Sensitech ± 9 mm  
Grip Sensitech ± 9 mm  
Outdoor Sensitech ± 20 mm



R9 A Matte ± 6 mm  
R10 B Matte Sensitech ± 6 - 9 mm  
R11 C Grip Sensitech ± 9 mm  
R11 C Outdoor Sensitech ± 20 mm



V3 Moderate  
Variation

### MATTE SURFACE

Floor Wall



± 6 mm  
**160x320 cm** - 63"x126"  
AO5Z Boost White Hammered  
AO5Ø Boost Smoke Hammered  
A68I Boost Grey Hammered  
A68J Boost Tarmac Hammered



± 6 mm  
**160x160 cm** - 63"x63"  
AØDE Boost White  
AØDF Boost Smoke  
A68K Boost Grey  
A68L Boost Tarmac



± 6 mm  
**120x278 cm** - 47 1/4"x109 1/2"  
AØBD Boost White  
AØBE Boost Pearl  
AØBF Boost Grey  
AØBG Boost Smoke  
AOQB Boost Tarmac



± 6 mm  
**120x120 cm** - 47 1/4"x47 1/4"  
A2TK Boost White  
A2TM Boost Pearl  
A2TN Boost Grey  
A2TO Boost Smoke  
A2TP Boost Tarmac



**Sensitech**  
± 6 mm  
**60x120 cm** - 23 5/8"x47 1/4"  
ALSM Boost White  
ALSP Boost Pearl



**Sensitech**  
± 9 mm  
**120x240 cm** - 47 1/4"x94 1/2"  
AMGD Boost White  
AMGE Boost Pearl  
AMGF Boost Grey  
AMGG Boost Smoke  
AMGH Boost Tarmac



**Sensitech**  
± 9 mm  
**120x120 cm** - 47 1/4"x47 1/4"  
AMGI Boost White  
AMGJ Boost Pearl  
AMGK Boost Grey  
AMGL Boost Smoke  
AMGM Boost Tarmac



**Sensitech**  
± 9 mm  
**60x120 cm** - 23 5/8"x47 1/4"  
AØMO Boost White  
AØMP Boost Pearl  
AØMQ Boost Grey  
AØMR Boost Smoke  
AØMS Boost Tarmac



**Sensitech**  
± 9 mm  
**60x60 cm** - 23 5/8"x23 5/8"  
AMH3 Boost White  
AMH4 Boost Pearl  
AMH5 Boost Grey  
AMH6 Boost Smoke  
AMH7 Boost Tarmac



**Sensitech**  
± 9 mm  
**30x60 cm** - 11 3/4"x23 5/8"  
AMH8 Boost White  
AMH9 Boost Pearl  
AMIA Boost Grey  
AMIC Boost Smoke  
AMID Boost Tarmac



**Sensitech**  
± 9 mm  
**75x150 cm** - 29 1/2"x59"  
A7GV Boost White  
A7GW Boost Pearl  
A7GX Boost Grey  
A7GY Boost Smoke  
A7GZ Boost Tarmac



**Sensitech**  
± 9 mm  
**75x75 cm** - 29 1/2"x29 1/2"  
AME6 Boost White  
AME7 Boost Pearl  
AMGV Boost Grey  
AMGW Boost Smoke  
AMGX Boost Tarmac

### GRIP SURFACE

Outdoor



**Sensitech**  
± 9 mm  
**120x120 cm** - 47 1/4"x47 1/4"  
AMGN Boost White Grip  
AMGO Boost Pearl Grip  
AMGP Boost Grey Grip  
AMGQ Boost Smoke Grip  
AMGR Boost Tarmac Grip

### OUTDOOR ± 20 mm



**Sensitech**  
± 20 mm  
**120x240 cm** - 47 1/4"x94 1/2"  
A2RØ Boost White 20 mm  
A2R9 Boost Grey 20 mm



**Sensitech**  
± 20 mm  
**120x120 cm** - 47 1/4"x47 1/4"  
AMG3 Boost White 20 mm  
AMG5 Boost Grey 20 mm  
AMG6 Boost Smoke 20 mm  
AMG7 Boost Tarmac 20 mm



**Sensitech**  
± 20 mm  
**60x120 cm** - 23 5/8"x47 1/4"  
AL8Ø Boost White 20 mm  
AL81 Boost Grey 20 mm  
AL82 Boost Smoke 20 mm  
AL83 Boost Tarmac 20 mm



**Sensitech**  
± 20 mm  
**60x60 cm** - 23 5/8"x23 5/8"  
A3TJ Boost White 20 mm  
A3TK Boost Grey 20 mm  
A3TL Boost Smoke 20 mm  
A3TM Boost Tarmac 20 mm




**Sensitech**  
± 20 mm  
**90x90 cm** - 35 3/8"x35 3/8"  
AMBØ Boost White 20 mm  
AMB1 Boost Grey 20 mm  
AMB2 Boost Smoke 20 mm  
AMCK Boost Tarmac 20 mm



WHITE




PEARL



GREY



SMOKE



TARMAC

INDEX



PRODUCT  
FINDER



SURFACE  
RANGE



COMPANY



COLLECTIONS

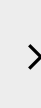


- 3D WALL
- CONCRETE & RESIN LOOK
- MARBLE LOOK
- STONE LOOK
- WOOD LOOK

LARGE SIZES



SLABS FOR  
COUNTERTOPS  
& FURNITURE



FURNITURE



FACADES



TECHNICAL  
SPECIFICATIONS






# Boost

## Porcelain Tiles

### DECOR RANGE



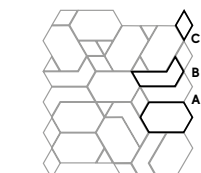
AN6X Boost White Mosaico 30x30 - 1 1/4" x 1 1/4"  
 AN6Y Boost Pearl Mosaico 30x30 - 1 1/4" x 1 1/4"  
 AN6Z Boost Grey Mosaico 30x30 - 1 1/4" x 1 1/4"  
 AN61 Boost Smoke Mosaico 30x30 - 1 1/4" x 1 1/4"  
 AN62 Boost Tarmac Mosaico 30x30 - 1 1/4" x 1 1/4"




4,8x4,8 cm - 1 7/8" x 1 7/8"



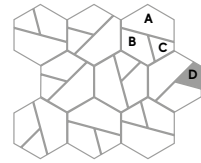
AN63 Boost White Mosaico Shapes 31x33,5 - 12 1/4" x 13 1/4"  
 AN64 Boost Pearl Mosaico Shapes 31x33,5 - 12 1/4" x 13 1/4"  
 AN65 Boost Grey Mosaico Shapes 31x33,5 - 12 1/4" x 13 1/4"  
 AN66 Boost Smoke Mosaico Shapes 31x33,5 - 12 1/4" x 13 1/4"  
 AN67 Boost Tarmac Mosaico Shapes 31x33,5 - 12 1/4" x 13 1/4"



A 11,4x6,5 cm - 4 1/2" x 2 1/2"  
 B 11,4x6,5 cm - 4 1/2" x 2 1/2"  
 C 6,3x3,2 cm - 2 1/2" x 1 1/4"



AN68 Boost Smoke Mosaico Hex Yellow <sup>(1)</sup> 25x28,5 - 9 7/8" x 11 1/4"  
 AN69 Boost Smoke Mosaico Hex Black <sup>(1)</sup> 25x28,5 - 9 7/8" x 11 1/4"  
 AN7A Boost Tarmac Mosaico Hex Jade <sup>(1)</sup> 25x28,5 - 9 7/8" x 11 1/4"  
 AN7B Boost Tarmac Mosaico Hex Black <sup>(1)</sup> 25x28,5 - 9 7/8" x 11 1/4"



A 9,7x3,8 cm - 3 7/8" x 1 1/2"  
 B 4,8x3,8 cm - 1 7/8" x 1 1/2"  
 C 4,6x3,6 cm - 1 3/4" x 1 1/4"  
 D 4,6x3,6 cm - 1 3/4" x 1 1/4"

TRIM TILES P. 300	Battiscopa	Gradino *	Scalino *	Scalino *	Scalino Ang.*	Battiscopa Sag. Scala *	Davanzale / Soglia *	Elemento L			
	7,2x60 cm 2 7/8" x 23 3/4"	Digitale 4,6x60 cm 1 3/4" x 23 3/4"	30x60 cm 1 1/4" x 23 3/4"	33x150 cm 13" x 59"	33x120 cm 13" x 47 1/4"	33x60 cm 13" x 23 3/4"	33x33 cm 13" x 13"	7,2x30 cm 2 7/8" x 11 1/4"			
	Matte	Matte	Matte	Matte	Matte	Matte	Matte	Matte			
White	AMIO	AMIU	AMJA	AMJP	AN7Ø	AMJF	AMJK	DX AMIZ	SX AMI5	•	AOEI
Pearl	AMIQ	AMIV	AMJB	AMJQ	AN71	AMJG	AMJL	•	•	•	AOEJ
Grey	AMIR	AMIW	AMJC	AMJR	AN72	AMJH	AMJM	•	•	•	AOEK
Smoke	AMIS	AMIX	AMJD	AMJS	AN73	AMJI	AMJN	•	•	•	AOEL
Tarmac	AMIT	AMY	AMJE	AMJT	AN74	AMJJ	AMJO	•	•	•	AOEM

\* These parts are supplied to order - I pezzi sono disponibili su ordinazione - Les pièces sont disponibles sur commande - Die Teile sind auf Bestellung lieferbar - Las piezas se hacen por encargo - Изготавливаются на заказ

<sup>(1)</sup> Application of decorative materials. The use of a common mild detergent is recommended. Avoid using acidic or alkaline products, waxes, steel wool, or abrasives. - Applicazione di materie decorative. Si consiglia l'utilizzo di un comune detergente neutro. Evitare l'utilizzo di prodotti acidi o alcalini, ceranti e pagliette di metallo o abrasive. - Application de matériaux décoratifs. Nous conseillons l'emploi de détergents neutres courants. Éviter l'utilisation de cires et de produits acides ou alcalins, ainsi que les pailles métalliques ou abrasives. - Dekorationsmaterial. Es empfiehlt sich, ein haushaltsübliches, neutrales Reinigungsmittel zu verwenden. Saure oder alkalische Produkte, Wachs sowie Stahlwolle- bzw. Scheuerschwämme sind zu vermeiden. Aplicación de materiales decorativos. Recomendamos utilizar un detergente neutro común. Hay que evitar el uso de productos ácidos o alcalinos, ceras y estropajos de metal o abrasivos. - Применение декоративных материалов. Рекомендуется чистить обычным нейтральным моющим средством. Не рекомендуется использовать кислотные, щелочные, восковые средства, а также металлические моющие.

The decoration can only be laid on the wall - Il decoro si può posare solo a rivestimento - Décor uniquement mural - Das Dekor kann nur an der Wand verlegt werden. La decoración se puede colocar únicamente en paredes - Декор может быть уложен только на стену.



INDEX

PRODUCT FINDER

SURFACE RANGE

COMPANY

COLLECTIONS

- 3D WALL
- CONCRETE & RESIN LOOK
- MARBLE LOOK
- STONE LOOK
- WOOD LOOK

LARGE SIZES

SLABS FOR COUNTERTOPS & FURNITURE

FURNITURE

FACADES

TECHNICAL SPECIFICATIONS



# Boost

## Wall Tiles



### MATTE SURFACE

Wall



± 8,5 mm  
**40x80 cm** - 15<sup>5</sup>/<sub>8</sub>"x31<sup>1</sup>/<sub>2</sub>"  
 8B8W Boost White  
 8B8P Boost Pearl  
 8B8G Boost Grey  
 8B8K Boost Smoke  
 8B8S Boost Sage  
 8B8R Boost Red



± 10 mm **3D WALL**  
**40x80 cm** - 15<sup>5</sup>/<sub>8</sub>"x31<sup>1</sup>/<sub>2</sub>"  
 8BUW Boost 3D Urban White  
 8BUP Boost 3D Urban Pearl  
 8BUG Boost 3D Urban Grey



WHITE



3D URBAN WHITE



PEARL




3D URBAN PEARL



GREY



3D URBAN GREY



SMOKE

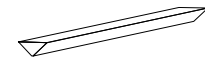


SAGE



RED

### TRIM TILES

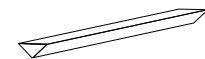


1,4x40 cm - 5<sup>5</sup>/<sub>8</sub>"x15<sup>5</sup>/<sub>8</sub>"  
 LBBW Boost White Corner 40 \*  
 LBBP Boost Pearl Corner 40 \*  
 LBBY Boost Grey Corner 40 \*  
 LBBH Boost Smoke Corner 40 \*  
 LBBT Boost Sage Corner 40 \*  
 LBBQ Boost Red Corner 40 \*



1,4x1,4 cm - 5<sup>5</sup>/<sub>8</sub>"x5<sup>5</sup>/<sub>8</sub>"  
 AØAW Boost White Corner A.E. \*  
 AØAP Boost Pearl Corner A.E. \*  
 AØAG Boost Grey Corner A.E. \*  
 AØAK Boost Smoke Corner A.E. \*  
 AØAS Boost Sage Corner A.E. \*  
 AØAR Boost Red Corner A.E. \*

### 3D TRIM TILES



1,4x40 cm - 5<sup>5</sup>/<sub>8</sub>"x15<sup>5</sup>/<sub>8</sub>"  
 LB3W Boost White 3D Corner 40 \*  
 LB3P Boost Pearl 3D Corner 40 \*  
 LB3G Boost Grey 3D Corner 40 \*

### DECOR RANGE



9BMW Boost White Minibrick  
 30,5x30,5 - 12"x12"



9BME Boost Pearl Minibrick  
 30,5x30,5 - 12"x12"




9BMY Boost Grey Minibrick  
 30,5x30,5 - 12"x12"



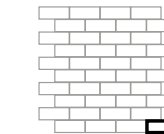
9BMK Boost Smoke Minibrick  
 30,5x30,5 - 12"x12"



9BMM Boost Sage Minibrick  
 30,5x30,5 - 12"x12"



9BMQ Boost Red Minibrick  
 30,5x30,5 - 12"x12"



2,9x7,5 cm - 1<sup>1</sup>/<sub>8</sub>"x3"

INDEX



PRODUCT FINDER



SURFACE RANGE



COMPANY



COLLECTIONS



- 3D WALL
- CONCRETE & RESIN LOOK
- MARBLE LOOK
- STONE LOOK
- WOOD LOOK

LARGE SIZES



SLABS FOR COUNTERTOPS & FURNITURE



FURNITURE



FACADES



TECHNICAL SPECIFICATIONS



\* These parts are supplied to order - I pezzi sono disponibili su ordinazione - Les pièces sont disponibles sur commande - Die Teile sind auf Bestellung lieferbar - Las piezas se hacen por encargo - Изготавливаются на заказ



# Boost Balance

COLLECTION CATALOG



VIDEO



- Floor
- Wall
- Decors
- Outdoor
- Slabs for countertops and furniture
- Bathroom furniture
- Tables
- Facades



## Porcelain Tiles RECTIFIED MONOCALIBER

Sizes	Thickness	Surface finish
120x278 cm - 47 <sup>1</sup> / <sub>4</sub> "x109 <sup>1</sup> / <sub>2</sub> "	± 6 mm	Matte <b>R9 A</b>
120x120 cm - 47 <sup>1</sup> / <sub>4</sub> "x47 <sup>1</sup> / <sub>4</sub> "	± 9 mm	Matte <b>Sensitech R10 B</b>   Velvet
60x120 cm - 23 <sup>3</sup> / <sub>8</sub> "x47 <sup>1</sup> / <sub>4</sub> "	± 6 mm	Matte <b>Sensitech R10 B</b>
	± 9 mm	Matte <b>Sensitech R10 B</b>   Velvet
75x75 cm - 29 <sup>1</sup> / <sub>2</sub> "x29 <sup>1</sup> / <sub>2</sub> "	± 9 mm	Matte <b>Sensitech R10 B</b>
60x60 cm - 23 <sup>3</sup> / <sub>8</sub> "x23 <sup>3</sup> / <sub>8</sub> "	± 9 mm	Matte <b>Sensitech R10 B</b>
30x60 cm - 11 <sup>3</sup> / <sub>4</sub> "x23 <sup>3</sup> / <sub>8</sub> "	± 9 mm	Matte <b>Sensitech R10 B</b>
<b>LARGE SIZES P. 304</b>		
<b>OUTDOOR AND WET AREAS</b>		
120x120 cm - 47 <sup>1</sup> / <sub>4</sub> "x47 <sup>1</sup> / <sub>4</sub> "	± 9 mm	Grip <b>Sensitech R11 C</b>
120x120 cm - 47 <sup>1</sup> / <sub>4</sub> "x47 <sup>1</sup> / <sub>4</sub> "	± 20 mm	Outdoor <b>Sensitech R11 C</b>
60x120 cm - 23 <sup>3</sup> / <sub>8</sub> "x47 <sup>1</sup> / <sub>4</sub> "	± 20 mm	Outdoor <b>Sensitech R11 C</b>
60x60 cm - 23 <sup>3</sup> / <sub>8</sub> "x23 <sup>3</sup> / <sub>8</sub> "	± 20 mm	Outdoor <b>Sensitech R11 C</b>
<b>atlasPLAN</b>		
160x320 cm - 63"x126"	± 6 mm	Matte <b>R9 A</b>
<b>SLABS FOR COUNTERTOPS &amp; FURNITURE</b>		
162x324 cm - 63 <sup>3</sup> / <sub>4</sub> "x127 <sup>1</sup> / <sub>2</sub> "	± 12 mm	Matte
<small>NON-RECTIFIED</small>		

INDEX



PRODUCT FINDER



SURFACE RANGE



COMPANY



COLLECTIONS



- 3D WALL
- CONCRETE & RESIN LOOK
- MARBLE LOOK
- STONE LOOK
- WOOD LOOK

LARGE SIZES



SLABS FOR COUNTERTOPS & FURNITURE



FURNITURE



FACADES



TECHNICAL SPECIFICATIONS





# Boost Balance

## Porcelain Tiles



Matte ± 6 mm  
Matte Sensitech ± 6 mm  
Velvet ± 9 mm



Matte Sensitech ± 9 mm  
Grip Sensitech ± 9 mm  
Outdoor Sensitech ± 20 mm



R9 A Matte ± 6 mm  
R10 B Matte Sensitech ± 6 - 9 mm  
R11 C Grip Sensitech ± 9 mm  
R11 C Outdoor Sensitech ± 20 mm



V2 Slight Variation

### MATTE SURFACE

Floor Wall



± 6 mm  
160x320 cm - 63"x126"  
AJG4 Boost Balance Ash



± 6 mm  
120x278 cm - 47 1/4"x109 1/2"  
AJMI Boost Balance Pure  
AJMJ Boost Balance White  
AJMK Boost Balance Ivory  
AJML Boost Balance Cream  
AJMM Boost Balance Ash  
AJMN Boost Balance Moon  
AJMO Boost Balance Pearl  
AJMP Boost Balance Grey  
AJMQ Boost Balance Smoke  
AJMR Boost Balance Tarmac



Sensitech  
± 6 mm  
60x120 cm - 23 5/8"x47 1/4"  
AKMC Boost Balance White  
AKMD Boost Balance Ivory  
AKPG Boost Balance Ash  
AKMF Boost Balance Pearl



Sensitech  
± 9 mm  
120x120 cm - 47 1/4"x47 1/4"  
AJMS Boost Balance Pure  
AJMT Boost Balance White  
AJMU Boost Balance Ivory  
AJMV Boost Balance Cream  
AJMW Boost Balance Ash  
AJMX Boost Balance Moon  
AJMY Boost Balance Pearl  
AJMZ Boost Balance Grey  
AJMØ Boost Balance Smoke  
AJM1 Boost Balance Tarmac



Sensitech  
± 9 mm  
60x120 cm - 23 5/8"x47 1/4"  
AJNN Boost Balance Pure  
AJNO Boost Balance White  
AJNP Boost Balance Ivory  
AJNQ Boost Balance Cream  
AJNR Boost Balance Ash  
AJNS Boost Balance Moon  
AJNT Boost Balance Pearl  
AJNU Boost Balance Grey  
AJNV Boost Balance Smoke  
AJNW Boost Balance Tarmac



Sensitech  
± 9 mm  
60x60 cm - 23 5/8"x23 5/8"  
AJOS Boost Balance Pure  
AJOT Boost Balance White  
AJOU Boost Balance Ivory  
AJOV Boost Balance Cream  
AJOW Boost Balance Ash  
AJOX Boost Balance Moon  
AJOY Boost Balance Pearl  
AJOZ Boost Balance Grey  
AJOØ Boost Balance Smoke  
AJO1 Boost Balance Tarmac



Sensitech  
± 9 mm  
30x60 cm - 11 3/4"x23 5/8"  
AJO2 Boost Balance Pure  
AJO3 Boost Balance White  
AJO4 Boost Balance Ivory  
AJO5 Boost Balance Cream  
AJO6 Boost Balance Ash  
AJO7 Boost Balance Moon  
AJO8 Boost Balance Pearl  
AJO9 Boost Balance Grey  
AJPA Boost Balance Smoke  
AJPB Boost Balance Tarmac



Sensitech  
± 9 mm  
75x75 cm - 29 1/2"x29 1/2"  
AJOI Boost Balance Pure  
AJOJ Boost Balance White  
AJOK Boost Balance Ivory  
AJOL Boost Balance Cream  
AJOM Boost Balance Ash  
AJON Boost Balance Moon  
AJOO Boost Balance Pearl  
AJOP Boost Balance Grey  
AJOQ Boost Balance Smoke  
AJOR Boost Balance Tarmac

### VELVET SURFACE



Velvetech  
± 9 mm  
120x120 cm - 47 1/4"x47 1/4"  
AJM2 Boost Balance Pure  
AJM3 Boost Balance White  
AJM4 Boost Balance Ivory  
AJM5 Boost Balance Cream  
AJM6 Boost Balance Ash

AJM7 Boost Balance Moon  
AJM8 Boost Balance Pearl  
AJM9 Boost Balance Grey  
AJNA Boost Balance Smoke  
AJNB Boost Balance Tarmac



Velvetech  
± 9 mm  
60x120 cm - 23 5/8"x47 1/4"  
AJNX Boost Balance Pure  
AJNY Boost Balance White  
AJNZ Boost Balance Ivory  
AJNØ Boost Balance Cream  
AJN1 Boost Balance Ash

AJN2 Boost Balance Moon  
AJN3 Boost Balance Pearl  
AJN4 Boost Balance Grey  
AJN5 Boost Balance Smoke  
AJN6 Boost Balance Tarmac

### GRIP SURFACE

### OUTDOOR ± 20 mm

Outdoor



Sensitech  
± 9 mm  
120x120 cm - 47 1/4"x47 1/4"  
AJNC Boost Balance Pure Grip  
AJND Boost Balance White Grip  
AJNE Boost Balance Ivory Grip  
AJNF Boost Balance Cream Grip  
AJNG Boost Balance Ash Grip  
AJNH Boost Balance Moon Grip  
AJNI Boost Balance Pearl Grip  
AJNJ Boost Balance Grey Grip  
AJNK Boost Balance Smoke Grip  
AJNL Boost Balance Tarmac Grip



Sensitech  
± 20 mm  
120x120 cm - 47 1/4"x47 1/4"  
AJPE Boost Balance White 20 mm  
AJPF Boost Balance Ash 20 mm  
AJMH Boost Balance Pearl 20 mm  
AJPG Boost Balance Grey 20 mm



Sensitech  
± 20 mm  
60x120 cm - 23 5/8"x47 1/4"  
AJPH Boost Balance White 20 mm  
AJPI Boost Balance Ash 20 mm  
AJPJ Boost Balance Pearl 20 mm  
AJPK Boost Balance Grey 20 mm




Sensitech  
± 20 mm  
60x60 cm - 23 5/8"x23 5/8"  
AJPL Boost Balance White 20 mm  
AJPM Boost Balance Ash 20 mm  
AJPN Boost Balance Pearl 20 mm  
AJPO Boost Balance Grey 20 mm

Sensitech P.402

Velvetech P.403




PURE



IVORY




CREAM




ASH



MOON



WHITE




PEARL



GREY



SMOKE



TARMAC

INDEX



PRODUCT FINDER



SURFACE RANGE



COMPANY



COLLECTIONS

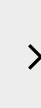


- 3D WALL
- CONCRETE & RESIN LOOK
- MARBLE LOOK
- STONE LOOK
- WOOD LOOK

LARGE SIZES



SLABS FOR COUNTERTOPS & FURNITURE



FURNITURE



FACADES



TECHNICAL SPECIFICATIONS







# Boost Balance

## Porcelain Tiles

### DECOR RANGE



AJY9 Boost Balance Pure  
Mosaico Matte Sensitech  
30x30 - 1<sup>1</sup>/<sub>8</sub>"x1<sup>1</sup>/<sub>8</sub>"




AJZB Boost Balance Ivory  
Mosaico Matte Sensitech  
30x30 - 1<sup>1</sup>/<sub>8</sub>"x1<sup>1</sup>/<sub>8</sub>"




AJZC Boost Balance Cream  
Mosaico Matte Sensitech  
30x30 - 1<sup>1</sup>/<sub>8</sub>"x1<sup>1</sup>/<sub>8</sub>"




AJZD Boost Balance Ash  
Mosaico Matte Sensitech  
30x30 - 1<sup>1</sup>/<sub>8</sub>"x1<sup>1</sup>/<sub>8</sub>"



4,8x4,8 cm - 1<sup>7</sup>/<sub>8</sub>"x1<sup>7</sup>/<sub>8</sub>"



AJZE Boost Balance Moon  
Mosaico Matte Sensitech  
30x30 - 1<sup>1</sup>/<sub>8</sub>"x1<sup>1</sup>/<sub>8</sub>"



AJZA Boost Balance White  
Mosaico Matte Sensitech  
30x30 - 1<sup>1</sup>/<sub>8</sub>"x1<sup>1</sup>/<sub>8</sub>"



AJZF Boost Balance Pearl  
Mosaico Matte Sensitech  
30x30 - 1<sup>1</sup>/<sub>8</sub>"x1<sup>1</sup>/<sub>8</sub>"




AJZG Boost Balance Grey  
Mosaico Matte Sensitech  
30x30 - 1<sup>1</sup>/<sub>8</sub>"x1<sup>1</sup>/<sub>8</sub>"




AJZH Boost Balance Smoke  
Mosaico Matte Sensitech  
30x30 - 1<sup>1</sup>/<sub>8</sub>"x1<sup>1</sup>/<sub>8</sub>"




AJZI Boost Balance Tarmac  
Mosaico Matte Sensitech  
30x30 - 1<sup>1</sup>/<sub>8</sub>"x1<sup>1</sup>/<sub>8</sub>"



AJ3Q Boost Balance Pure Sensitech  
AJ3G Boost Balance Pure Velvet  
Mosaico Strings<sup>(1)</sup>  
60x120 - 23<sup>5</sup>/<sub>8</sub>"x47<sup>1</sup>/<sub>4</sub>"




AJ3S Boost Balance Ivory Sensitech  
AJ3I Boost Balance Ivory Velvet  
Mosaico Strings<sup>(1)</sup>  
60x120 - 23<sup>5</sup>/<sub>8</sub>"x47<sup>1</sup>/<sub>4</sub>"




AJ3T Boost Balance Cream Sensitech  
AJ3J Boost Balance Cream Velvet  
Mosaico Strings<sup>(1)</sup>  
60x120 - 23<sup>5</sup>/<sub>8</sub>"x47<sup>1</sup>/<sub>4</sub>"




AJ3U Boost Balance Ash Sensitech  
AJ3K Boost Balance Ash Velvet  
Mosaico Strings<sup>(1)</sup>  
60x120 - 23<sup>5</sup>/<sub>8</sub>"x47<sup>1</sup>/<sub>4</sub>"




60x120 cm - 23<sup>5</sup>/<sub>8</sub>"x47<sup>1</sup>/<sub>4</sub>"




AJ3V Boost Balance Moon Sensitech  
AJ3L Boost Balance Moon Velvet  
Mosaico Strings<sup>(1)</sup>  
60x120 - 23<sup>5</sup>/<sub>8</sub>"x47<sup>1</sup>/<sub>4</sub>"



AJ3X Boost Balance Grey Sensitech  
AJ3N Boost Balance Grey Velvet  
Mosaico Strings<sup>(1)</sup>  
60x120 - 23<sup>5</sup>/<sub>8</sub>"x47<sup>1</sup>/<sub>4</sub>"




AJ3R Boost Balance White Sensitech  
AJ3H Boost Balance White Velvet  
Mosaico Strings<sup>(1)</sup>  
60x120 - 23<sup>5</sup>/<sub>8</sub>"x47<sup>1</sup>/<sub>4</sub>"



AJ3Y Boost Balance Smoke Sensitech  
AJ3O Boost Balance Smoke Velvet  
Mosaico Strings<sup>(1)</sup>  
60x120 - 23<sup>5</sup>/<sub>8</sub>"x47<sup>1</sup>/<sub>4</sub>"



AJ3W Boost Balance Pearl Sensitech  
AJ3M Boost Balance Pearl Velvet  
Mosaico Strings<sup>(1)</sup>  
60x120 - 23<sup>5</sup>/<sub>8</sub>"x47<sup>1</sup>/<sub>4</sub>"



AJ3Z Boost Balance Tarmac Sensitech  
AJ3P Boost Balance Tarmac Velvet  
Mosaico Strings<sup>(1)</sup>  
60x120 - 23<sup>5</sup>/<sub>8</sub>"x47<sup>1</sup>/<sub>4</sub>"

<sup>(1)</sup> Engraved mosaic. For best results it is advisable to completely plaster the engravings. / Mosaico inciso, per risultato ottimale si consiglia di stuccare completamente le incisioni. / Mosaïque gravée; pour de meilleurs résultats, il est recommandé de remplir complètement les gravures. / Graviertes Mosaik; für ein optimales Resultat sollten die Gravuren vollständig verspachtelt werden. / Mosaico grabado, para obtener los mejores resultados se recomienda enmasillar el grabado en su totalidad. / Высеченная мозаика. Для оптимального результата рекомендуется полностью заделывать углубления затиркой. Применение декоративных материалов.

INDEX



PRODUCT  
FINDER



SURFACE  
RANGE



COMPANY



COLLECTIONS




- 3D WALL
- CONCRETE & RESIN LOOK
- MARBLE LOOK
- STONE LOOK
- WOOD LOOK

LARGE SIZES



SLABS FOR  
COUNTERTOPS  
& FURNITURE



FURNITURE



FACADES



TECHNICAL  
SPECIFICATIONS





# Boost Balance

## Porcelain Tiles

### DECOR RANGE



AJX1 Boost Balance Pure  
Mosaico Lock Matte *Sensitech*  
37,4x50,5 - 14<sup>3</sup>/<sub>4</sub>"x19<sup>1</sup>/<sub>8</sub>"

AJX3 Boost Balance Ivory  
Mosaico Lock Matte *Sensitech*  
37,4x50,5 - 14<sup>3</sup>/<sub>4</sub>"x19<sup>1</sup>/<sub>8</sub>"

AJX4 Boost Balance Cream  
Mosaico Lock Matte *Sensitech*  
37,4x50,5 - 14<sup>3</sup>/<sub>4</sub>"x19<sup>1</sup>/<sub>8</sub>"



AJX5 Boost Balance Ash  
Mosaico Lock Matte *Sensitech*  
37,4x50,5 - 14<sup>3</sup>/<sub>4</sub>"x19<sup>1</sup>/<sub>8</sub>"

AJX6 Boost Balance Moon  
Mosaico Lock Matte *Sensitech*  
37,4x50,5 - 14<sup>3</sup>/<sub>4</sub>"x19<sup>1</sup>/<sub>8</sub>"

AJX2 Boost Balance White  
Mosaico Lock Matte *Sensitech*  
37,4x50,5 - 14<sup>3</sup>/<sub>4</sub>"x19<sup>1</sup>/<sub>8</sub>"

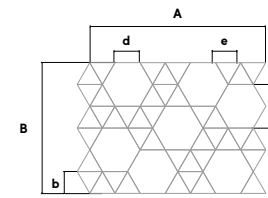


AJUF Boost Balance Pearl  
Mosaico Lock Matte *Sensitech*  
37,4x50,5 - 14<sup>3</sup>/<sub>4</sub>"x19<sup>1</sup>/<sub>8</sub>"

AJX7 Boost Balance Grey  
Mosaico Lock Matte *Sensitech*  
37,4x50,5 - 14<sup>3</sup>/<sub>4</sub>"x19<sup>1</sup>/<sub>8</sub>"

AJX8 Boost Balance Smoke  
Mosaico Lock Matte *Sensitech*  
37,4x50,5 - 14<sup>3</sup>/<sub>4</sub>"x19<sup>1</sup>/<sub>8</sub>"

AJX9 Boost Balance Tarmac  
Mosaico Lock Matte *Sensitech*  
37,4x50,5 - 14<sup>3</sup>/<sub>4</sub>"x19<sup>1</sup>/<sub>8</sub>"



- A** 50,5 cm - 19<sup>7</sup>/<sub>8</sub>"
- B** 37,4 cm - 15<sup>1</sup>/<sub>4</sub>"
- b** 6 cm - 2<sup>3</sup>/<sub>8</sub>"
- c** 12,3 cm - 4<sup>7</sup>/<sub>8</sub>"
- d** 7,1 cm - 2<sup>7</sup>/<sub>8</sub>"
- e** 6,8 cm - 2<sup>5</sup>/<sub>8</sub>"



TRIM TILES P. 300	Battiscopa			Gradino *		Scalino *		Scalino Ang. *	Battiscopa Sag. Scala *	Elemento L	Davanzale / Soglia	Corner * ± 6 mm	Corner A.E * ± 6 mm	
	7,2x120 cm 2 <sup>7</sup> / <sub>8</sub> "x47 <sup>1</sup> / <sub>4</sub> "	7,2x75 cm 2 <sup>7</sup> / <sub>8</sub> "x29 <sup>1</sup> / <sub>2</sub> "	7,2x60 cm 2 <sup>7</sup> / <sub>8</sub> "x23 <sup>1</sup> / <sub>8</sub> "	30x60 cm 11 <sup>1</sup> / <sub>4</sub> "x23 <sup>1</sup> / <sub>8</sub> "	30x120 cm 11 <sup>1</sup> / <sub>4</sub> "x47 <sup>1</sup> / <sub>4</sub> "	33x120 cm 13"x47 <sup>1</sup> / <sub>4</sub> "	33x60 cm 13"x23 <sup>1</sup> / <sub>8</sub> "	33x33 cm 13"x13"	7,2x30 cm 2 <sup>7</sup> / <sub>8</sub> "x11 <sup>3</sup> / <sub>4</sub> "	33x120 H.4 cm 13"x47 <sup>1</sup> / <sub>4</sub> " H.1 <sup>1</sup> / <sub>8</sub> "	max 315x50 H.4 cm 124"x19 <sup>1</sup> / <sub>8</sub> " H.1 <sup>1</sup> / <sub>8</sub> "	1x120 cm 3 <sup>7</sup> / <sub>8</sub> "x47 <sup>1</sup> / <sub>4</sub> "	1x1 cm 3 <sup>7</sup> / <sub>8</sub> "x1 <sup>1</sup> / <sub>8</sub> "	
	Matte	Matte	Matte	Matte	Matte	Matte	Matte	Matte	Matte	Grip	Matte	Matte	Matte	
Pure	AJZT	AJØD	AJZ3	AJ1H	AJØ7	AJ1R	AJ11	AJ2B	AJØN	AJØX	AJ2L	*	AJ2V	AJ25
White	AJZU	AJØE	AJZ4	AJ1I	AJØ8	AJ1S	AJ12	AJ2C	AJØO	AJØY	AJ2M	*	AJ2W	AJ26
Ivory	AJZV	AJØF	AJZ5	AJ1J	AJØ9	AJ1T	AJ13	AJ2D	AJØP	AJØZ	AJ2N	*	AJ2X	AJ27
Cream	AJZW	AJØG	AJZ6	AJ1K	AJ1A	AJ1U	AJ14	AJ2E	AJØQ	AJØØ	AJ2O	*	AJ2Y	AJ28
Ash	AJZX	AJØH	AJZ7	AJ1L	AJ1B	AJ1V	AJ15	AJ2F	AJØR	AJØ1	AJ2P	*	AJ2Z	AJ29
Moon	AJZY	AJØI	AJZ8	AJ1M	AJ1C	AJ1W	AJ16	AJ2G	AJØS	AJØ2	AJ2Q	*	AJ2Ø	AJ3A
Pearl	AJZZ	AJØJ	AJZ9	AJ1N	AJ1D	AJ1X	AJ17	AJ2H	AJØT	AJØ3	AJ2R	*	AJ21	AJ3B
Grey	AJZØ	AJØK	AJØA	AJ1O	AJ1E	AJ1Y	AJ18	AJ2I	AJØU	AJØ4	AJ2S	*	AJ22	AJ3C
Smoke	AJZ1	AJØL	AJØB	AJ1P	AJ1F	AJ1Z	AJ19	AJ2J	AJØV	AJØ5	AJ2T	*	AJ23	AJ3D
Tarmac	AJZZ	AJØM	AJØC	AJ1Q	AJ1G	AJ1Ø	AJ2A	AJ2K	AJØW	AJØ6	AJ2U	*	AJ24	AJ3E

\* These parts are supplied to order - I pezzi sono disponibili su ordinazione - Les pièces sont disponibles sur commande - Die Teile sind auf Bestellung lieferbar - Las piezas se hacen por encargo - Идетовляются на заказ

INDEX

PRODUCT FINDER

SURFACE RANGE

COMPANY

COLLECTIONS

- 3D WALL
- CONCRETE & RESIN LOOK
- MARBLE LOOK
- STONE LOOK
- WOOD LOOK

LARGE SIZES

SLABS FOR COUNTERTOPS & FURNITURE

FURNITURE

FACADES

TECHNICAL SPECIFICATIONS



# Boost Color

In collaboration with **Piero Lissoni**




- Floor
- Wall
- Decors



FROG : DESIGN BY **PIERO LISSONI**



3D WALL DESIGN



FROG : DESIGN BY **PIERO LISSONI**



## Wall Tiles RECTIFIED MONOCALIBER

Sizes	Thickness	Surface finish
50x120 cm - 19 <sup>5</sup> / <sub>8</sub> "x47 <sup>1</sup> / <sub>4</sub> "	± 8,5 mm	Matte
3D WALL TILES		
50x120 cm - 19 <sup>5</sup> / <sub>8</sub> "x47 <sup>1</sup> / <sub>4</sub> "	± 8,5 mm	Matte

## Porcelain Tiles RECTIFIED MONOCALIBER

Sizes	Thickness	Surface finish
120x278 cm - 47 <sup>1</sup> / <sub>4</sub> "x109 <sup>1</sup> / <sub>2</sub> "	± 6 mm	Matte R9 A

INDEX

PRODUCT FINDER

SURFACE RANGE

COMPANY

COLLECTIONS

- 3D WALL
- CONCRETE & RESIN LOOK
- MARBLE LOOK
- STONE LOOK
- WOOD LOOK

LARGE SIZES

SLABS FOR COUNTERTOPS & FURNITURE

FURNITURE

FACADES

TECHNICAL SPECIFICATIONS



# Boost Color Wall Tiles

## MATTE SURFACE



± 8,5 mm

50x120 cm - 19<sup>5</sup>/<sub>8</sub>"x47<sup>1</sup>/<sub>4</sub>"

AKMW Boost Color Pure

AKMX Boost Color Moon

AKMY Boost Color Dove

AKMZ Boost Color Linen

AKMØ Boost Color Mauve

AKM1 Boost Color Pebble

AKM2 Boost Color Cream

AKM3 Boost Color Sun

AKM4 Boost Color Salix

AKM5 Boost Color Mint

AKM6 Boost Color Jade

AKM7 Boost Color Teal

AKM8 Boost Color Iris

AKM9 Boost Color Navy

AKN6 Boost Color Pure Frog

AKN7 Boost Color Dove Frog

AKN8 Boost Color Navy Frog



± 8,5 mm 3D WALL

50x120 cm - 19<sup>5</sup>/<sub>8</sub>"x47<sup>1</sup>/<sub>4</sub>"

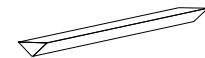
APZR Boost Color 3D Pleat Linen

APZT Boost Color 3D Pleat Mauve

APZU Boost Color 3D Pleat Jade

APZV Boost Color 3D Pleat Iris

## TRIM TILES



1,4x50 cm - <sup>5</sup>/<sub>8</sub>"x19<sup>5</sup>/<sub>8</sub>"

APZW Boost Color Pure Corner 50 \*

APZX Boost Color Moon Corner 50 \*

APZY Boost Color Dove Corner 50 \*

APZZ Boost Color Linen Corner 50 \*

APZØ Boost Color Mauve Corner 50 \*

APZ1 Boost Color Pebble Corner 50 \*

APZ2 Boost Color Cream Corner 50 \*

APZ3 Boost Color Sun Corner 50 \*

APZ4 Boost Color Salix Corner 50 \*

APZ5 Boost Color Mint Corner 50 \*

APZ6 Boost Color Jade Corner 50 \*

APZ7 Boost Color Teal Corner 50 \*

APZ8 Boost Color Iris Corner 50 \*

APZ9 Boost Color Navy Corner 50 \*

1,4x1,4 cm - <sup>5</sup>/<sub>8</sub>"x<sup>5</sup>/<sub>8</sub>"

APØB Boost Color Pure Corner A.E. \*

APØC Boost Color Moon Corner A.E. \*

APØD Boost Color Dove Corner A.E. \*

APØE Boost Color Linen Corner A.E. \*

APØF Boost Color Mauve Corner A.E. \*

APØG Boost Color Pebble Corner A.E. \*

APØH Boost Color Cream Corner A.E. \*

APØI Boost Color Sun Corner A.E. \*

APØJ Boost Color Salix Corner A.E. \*

APØK Boost Color Mint Corner A.E. \*

APØL Boost Color Jade Corner A.E. \*

APØM Boost Color Teal Corner A.E. \*

APØN Boost Color Iris Corner A.E. \*

APØO Boost Color Navy Corner A.E. \*

\* These parts are supplied to order - I pezzi sono disponibili su ordinazione  
Les pièces sont disponibles sur commande - Die Teile sind auf Bestellung lieferbar  
Las piezas se hacen por encargo - Изготавливаются на заказ



Wall



FROG : DESIGN BY PIERO LISSONI

3D WALL DESIGN

INDEX



PRODUCT  
FINDER



SURFACE  
RANGE



COMPANY



COLLECTIONS



3D WALL  
CONCRETE & RESIN LOOK  
MARBLE LOOK  
STONE LOOK  
WOOD LOOK

LARGE SIZES



SLABS FOR  
COUNTERTOPS  
& FURNITURE



FURNITURE



FACADES




TECHNICAL  
SPECIFICATIONS






# Boost Color Wall Tiles

## DECOR RANGE



APIN Boost Color Pure  
Mosaico Brick  
33x37 cm - 13"x14<sup>5</sup>/<sub>8</sub>"




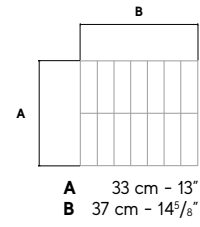
AP1P Boost Color Moon  
Mosaico Brick  
33x37 cm - 13"x14<sup>5</sup>/<sub>8</sub>"




AP1Q Boost Color Dove  
Mosaico Brick  
33x37 cm - 13"x14<sup>5</sup>/<sub>8</sub>"




AP1R Boost Color Linen  
Mosaico Brick  
33x37 cm - 13"x14<sup>5</sup>/<sub>8</sub>"




AP1S Boost Color Mauve  
Mosaico Brick  
33x37 cm - 13"x14<sup>5</sup>/<sub>8</sub>"




AP1T Boost Color Pebble  
Mosaico Brick  
33x37 cm - 13"x14<sup>5</sup>/<sub>8</sub>"




AP1U Boost Color Cream  
Mosaico Brick  
33x37 cm - 13"x14<sup>5</sup>/<sub>8</sub>"




AP1V Boost Color Sun  
Mosaico Brick  
33x37 cm - 13"x14<sup>5</sup>/<sub>8</sub>"




AP1W Boost Color Salix  
Mosaico Brick  
33x37 cm - 13"x14<sup>5</sup>/<sub>8</sub>"



AP1X Boost Color Mint  
Mosaico Brick  
33x37 cm - 13"x14<sup>5</sup>/<sub>8</sub>"



AP1Y Boost Color Jade  
Mosaico Brick  
33x37 cm - 13"x14<sup>5</sup>/<sub>8</sub>"



AP1Z Boost Color Teal  
Mosaico Brick  
33x37 cm - 13"x14<sup>5</sup>/<sub>8</sub>"




AP2B Boost Color Iris  
Mosaico Brick  
33x37 cm - 13"x14<sup>5</sup>/<sub>8</sub>"



AP2C Boost Color Navy  
Mosaico Brick  
33x37 cm - 13"x14<sup>5</sup>/<sub>8</sub>"




AP1J Boost Color Linen  
Mosaico Ruler  
50x40 cm - 23<sup>3</sup>/<sub>8</sub>"x15<sup>1</sup>/<sub>4</sub>"



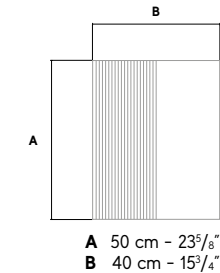
AP1K Boost Color Mauve  
Mosaico Ruler  
50x40 cm - 23<sup>3</sup>/<sub>8</sub>"x15<sup>1</sup>/<sub>4</sub>"



AP1L Boost Color Jade  
Mosaico Ruler  
50x40 cm - 23<sup>3</sup>/<sub>8</sub>"x15<sup>1</sup>/<sub>4</sub>"




AP1M Boost Color Iris  
Mosaico Ruler  
50x40 cm - 23<sup>3</sup>/<sub>8</sub>"x15<sup>1</sup>/<sub>4</sub>"



AP3T Boost Color Decoro Shade Iris  
50x120 cm - 19<sup>1</sup>/<sub>8</sub>"x47<sup>1</sup>/<sub>4</sub>"



AP3U Boost Color Decoro Shade Mint  
50x120 cm - 19<sup>1</sup>/<sub>8</sub>"x47<sup>1</sup>/<sub>4</sub>"



AP3V Boost Color Decoro Shade Dove  
50x120 cm - 19<sup>1</sup>/<sub>8</sub>"x47<sup>1</sup>/<sub>4</sub>"

INDEX



PRODUCT  
FINDER



SURFACE  
RANGE



COMPANY



COLLECTIONS



- 3D WALL
- CONCRETE & RESIN LOOK
- MARBLE LOOK
- STONE LOOK
- WOOD LOOK

LARGE SIZES



SLABS FOR  
COUNTERTOPS  
& FURNITURE



FURNITURE



FACADES



TECHNICAL  
SPECIFICATIONS





# Boost Color

## Porcelain Tiles



Matte ± 6 mm



R9 A Matte ± 6 mm



VI Uniform Appearance

### MATTE SURFACE

Floor

Wall



± 6 mm

120x278 cm - 47 1/4" x 109 1/2"

AKNE Boost Color Mauve

AKNI Boost Color Salix

AKNK Boost Color Jade

AKNL Boost Color Teal


AP3R Boost Color Pure Frog



JADE




TEAL



MAUVE



SALIX



FROG PURE

FROG : DESIGN BY PIERO LISSONI

INDEX



PRODUCT FINDER



SURFACE RANGE



COMPANY



COLLECTIONS



3D WALL

CONCRETE & RESIN LOOK

MARBLE LOOK

STONE LOOK

WOOD LOOK

LARGE SIZES



SLABS FOR COUNTERTOPS & FURNITURE



FURNITURE



FACADES



TECHNICAL SPECIFICATIONS





# Boost Natural

In collaboration with **Matteo Brioni**

COLLECTION CATALOG



VIDEO



- Floor
- Wall
- Decors
- Outdoor
- Slabs for countertops and furniture
- Bathroom furniture
- Tables
- Facades



## Porcelain Tiles RECTIFIED MONOCALIBER

Sizes	Thickness	Surface finish
120x278 cm - 47 <sup>1</sup> / <sub>4</sub> "x109 <sup>1</sup> / <sub>2</sub> "	± 6 mm	Matte <b>R9 A</b>
120x120 cm - 47 <sup>1</sup> / <sub>4</sub> "x47 <sup>1</sup> / <sub>4</sub> "	± 9 mm	Matte <b>Sensitech R10 B</b>
60x120 cm - 23 <sup>3</sup> / <sub>8</sub> "x47 <sup>1</sup> / <sub>4</sub> "	± 9 mm	Matte <b>Sensitech R10 B</b>
60x60 cm - 23 <sup>3</sup> / <sub>8</sub> "x23 <sup>3</sup> / <sub>8</sub> "	± 9 mm	Matte <b>Sensitech R10 B</b>
30x60 cm - 11 <sup>3</sup> / <sub>4</sub> "x23 <sup>3</sup> / <sub>8</sub> "	± 9 mm	Matte <b>Sensitech R10 B</b>

LARGE SIZES P. 304


### OUTDOOR AND WET AREAS

120x120 cm - 47 <sup>1</sup> / <sub>4</sub> "x47 <sup>1</sup> / <sub>4</sub> "	± 9 mm	Grip <b>Sensitech R11 C</b>
60x120 cm - 23 <sup>3</sup> / <sub>8</sub> "x47 <sup>1</sup> / <sub>4</sub> "	± 9 mm	Grip <b>Sensitech R11 C</b>
120x120 cm - 47 <sup>1</sup> / <sub>4</sub> "x47 <sup>1</sup> / <sub>4</sub> "	± 20 mm	Outdoor <b>Sensitech R11 C</b>
60x60 cm - 23 <sup>3</sup> / <sub>8</sub> "x23 <sup>3</sup> / <sub>8</sub> "	± 20 mm	Outdoor <b>Sensitech R11 C</b>

atlasPLAN

### SLABS FOR COUNTERTOPS & FURNITURE

162x324 cm - 63 <sup>3</sup> / <sub>4</sub> "x127 <sup>1</sup> / <sub>2</sub> " NON-RECTIFIED	± 12 mm	Hammered
--	---------	----------



## Wall Tiles RECTIFIED MONOCALIBER

Sizes	Thickness	Surface finish
50x120 cm - 19 <sup>5</sup> / <sub>8</sub> "x47 <sup>1</sup> / <sub>4</sub> "	± 8,5 mm	Matte
3D WALL TILES		
50x120 cm - 19 <sup>5</sup> / <sub>8</sub> "x47 <sup>1</sup> / <sub>4</sub> "	± 8,5 mm	Matte

INDEX



PRODUCT FINDER



SURFACE RANGE



COMPANY



COLLECTIONS



- 3D WALL
- CONCRETE & RESIN LOOK
- MARBLE LOOK
- STONE LOOK
- WOOD LOOK

LARGE SIZES



SLABS FOR COUNTERTOPS & FURNITURE



FURNITURE



FACADES



TECHNICAL SPECIFICATIONS





# Boost Natural

## Porcelain Tiles



Matte ± 6 mm



Matte Sensitech ± 9 mm  
Grip Sensitech ± 9 mm  
Outdoor Sensitech ± 20 mm



R9 A Matte ± 6 mm  
R10 B Matte Sensitech ± 9 mm  
R11 C Grip Sensitech ± 9 mm  
R11 C Outdoor Sensitech ± 20 mm



V2 Slight Variation

### MATTE SURFACE

Floor Wall



± 6 mm

120x278 cm - 47 1/4" x 109 1/2"

- A67D Boost Natural Ecu
- A67E Boost Natural Umber
- A67F Boost Natural Coal
- A67G Boost Natural Cobalt <sup>(1)</sup>
- A67H Boost Natural Coral
- A67B Boost Natural Kaolin
- A67C Boost Natural Ash



Sensitech

± 9 mm

120x120 cm - 47 1/4" x 47 1/4"

- A6WU Boost Natural Ecu
- A65O Boost Natural Umber
- A65P Boost Natural Coal
- A65Q Boost Natural Cobalt <sup>(1)</sup>
- A65R Boost Natural Coral
- A65N Boost Natural Kaolin
- A6WT Boost Natural Ash



Sensitech

± 9 mm

60x120 cm - 23 5/8" x 47 1/4"

- A6WW Boost Natural Ecu
- A65T Boost Natural Umber
- A65U Boost Natural Coal
- A65V Boost Natural Cobalt <sup>(1)</sup>
- A65W Boost Natural Coral
- A65S Boost Natural Kaolin
- A6WV Boost Natural Ash



Sensitech

± 9 mm

60x60 cm - 23 5/8" x 23 5/8"

- A66E Boost Natural Ecu
- A66J Boost Natural Ecu
- A66F Boost Natural Umber
- A66G Boost Natural Coal
- A658 Boost Natural Kaolin
- A659 Boost Natural Ash



Sensitech

± 9 mm

30x60 cm - 11 3/4" x 23 5/8"

- A66E Boost Natural Ecu
- A66J Boost Natural Ecu
- A66K Boost Natural Umber
- A66L Boost Natural Coal
- A66H Boost Natural Kaolin
- A66I Boost Natural Ash

### GRIP SURFACE

### OUTDOOR ± 20 mm

Outdoor



Sensitech

± 9 mm

120x120 cm - 47 1/4" x 47 1/4"

- A655 Boost Natural Ecu Grip
- A656 Boost Natural Umber Grip
- A657 Boost Natural Coal Grip
- A653 Boost Natural Kaolin Grip
- A654 Boost Natural Ash Grip



Sensitech

± 9 mm

60x120 cm - 23 5/8" x 47 1/4"

- A65Ø Boost Natural Ecu Grip
- A651 Boost Natural Umber Grip
- A652 Boost Natural Coal Grip
- A65Y Boost Natural Kaolin Grip
- A65Z Boost Natural Ash Grip



Sensitech

± 20 mm

120x120 cm - 47 1/4" x 47 1/4"

- A7Q9 Boost Natural Ecu 20 mm
- A7Q7 Boost Natural Kaolin 20 mm
- A7Q8 Boost Natural Ash 20 mm



Sensitech

± 20 mm

60x60 cm - 23 5/8" x 23 5/8"

- A7RC Boost Natural Ecu 20 mm
- A7RA Boost Natural Kaolin 20 mm
- A7RB Boost Natural Ash 20 mm

### TRIM TILES

P. 300


	Battiscopa		Gradino *		Scalino *		Scalino Ang.*	Battiscopa Sag. Scala *		Davanzale / Soglia *	Elemento L	Corner * ± 6 mm	Corner A.E. * ± 6 mm	
	7,2x120 cm 2 7/8" x 47 1/4"	7,2x60 cm 2 7/8" x 23 5/8"	30x120 cm 11 1/4" x 47 1/4"	30x60 cm 11 1/4" x 23 5/8"	33x120 cm 13" x 47 1/4"	33x60 cm 13" x 23 5/8"	33x33 cm 13" x 13"	7,2x30 cm 2 7/8" x 11 1/4"	DX	SX	max 315x50 H.4 cm 124" x 19 1/8" H.1 1/2"	33x120 H. 4 cm 13" x 47 1/4" H.1 1/2"	1x120 cm 3/8" x 47 1/4"	1x1 cm 3/8" x 1/8"
	Matte	Matte	Matte	Matte	Matte	Matte	Matte	Matte			Matte	Matte	Matte	
Kaolin	A7DV	A7DQ	A7EQ	A7EL	A7IQ	A7IL	A7IX	A7D9	A7D2	•	A7I4	A7MY	A7M5	
Ash	A7DW	A7DR	A7ER	A7EM	A7IR	A7IM	A7IY	A7EA	A7D3	•	A7I5	A7MZ	A7M6	
Ecu	A7DX	A7DS	A7ES	A7EN	A7IS	A7IN	A7IZ	A7EB	A7D4	•	A7I6	A7MØ	A7M7	
Umber	A7DY	A7DT	A7ET	A7EO	A7IT	A7IO	A7IØ	A7EC	A7D5	•	A7I7	A7M1	A7M8	
Coal	A7DZ	A7DU	A7EU	A7EP	A7IU	A7IP	A7I1	A7ED	A7D6	•	A7I8	A7M2	A7M9	
Cobalt	A7DØ	-	A7EV	-	A7IV	-	A7I2	A7EE	A7D7	•	-	A7M3	A7NA	
Coral	A7D1	-	A7EW	-	A7IW	-	A7I3	A7EF	A7D8	•	-	A7M4	A7NB	

\* These parts are supplied to order - I pezzi sono disponibili su ordinazione - Les pièces sont disponibles sur commande - Die Teile sind auf Bestellung lieferbar - Las piezas se hacen por encargo - Изготавливаются на заказ


<sup>(1)</sup> Cobalt: glazed porcelain tiles / Cobalt: gres porcellanato smaltato / Cobalt: carreaux en grès cérame émaillé / Cobalt: glasierte Feinsteinzeugfliesen / Cobalt: gres porcelánico esmaltado / Cobalt: глазурированный керамогранит.



KAOLIN



UMBER



ASH



COAL



ECRU



CORAL



COBALT

INDEX



PRODUCT FINDER



SURFACE RANGE



COMPANY



COLLECTIONS




- 3D WALL
- CONCRETE & RESIN LOOK
- MARBLE LOOK
- STONE LOOK
- WOOD LOOK

LARGE SIZES



SLABS FOR COUNTERTOPS & FURNITURE



FURNITURE



FACADES



TECHNICAL SPECIFICATIONS





# Boost Natural

## Porcelain Tiles

### DECOR RANGE

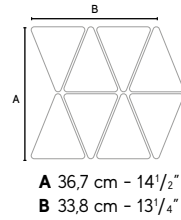


A7CN Boost Natural Kaolin  
Mosaico Rhombus  
36,7x33,8 - 14 1/2"x13 1/4"

A7CO Boost Natural Ash  
Mosaico Rhombus  
36,7x33,8 - 14 1/2"x13 1/4"

A7CP Boost Natural Ecru  
Mosaico Rhombus  
36,7x33,8 - 14 1/2"x13 1/4"

A7CQ Boost Natural Umber  
Mosaico Rhombus  
36,7x33,8 - 14 1/2"x13 1/4"



A7CR Boost Natural Coal  
Mosaico Rhombus  
36,7x33,8 - 14 1/2"x13 1/4"

A7CT Boost Natural Coral  
Mosaico Rhombus  
36,7x33,8 - 14 1/2"x13 1/4"

A7CS Boost Natural Cobalt  
Mosaico Rhombus  
36,7x33,8 - 14 1/2"x13 1/4"




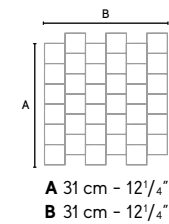
A7CF Boost Natural Kaolin  
Mosaico Tumbled (1)  
31x31 - 12 1/4"x12 1/4"

A7CG Boost Natural Ash  
Mosaico Tumbled (1)  
31x31 - 12 1/4"x12 1/4"

A7CH Boost Natural Ecru  
Mosaico Tumbled (1)  
31x31 - 12 1/4"x12 1/4"

A7CI Boost Natural Umber  
Mosaico Tumbled (1)  
31x31 - 12 1/4"x12 1/4"

A7CJ Boost Natural Coal  
Mosaico Tumbled (1)  
31x31 - 12 1/4"x12 1/4"



A7CL Boost Natural Coral  
Mosaico Tumbled (1)  
31x31 - 12 1/4"x12 1/4"

A7CK Boost Natural Cobalt  
Mosaico Tumbled (1)  
31x31 - 12 1/4"x12 1/4"

<sup>(1)</sup> Tumbled. Irregularities in the edges are not defects but rather features intrinsic to this type of product. / Burattato. Le irregolarità del bordo non sono da considerarsi un difetto ma una caratteristica intrinseca di questa tipologia di prodotto. / Tamisé. Les irrégularités des bords ne doivent pas être considérées comme un défaut mais comme une caractéristique intrinsèque de ce type de produit. / Genarbt. Die unregelmäßigen Kanten sind nicht als Fehler zu betrachten, sie sind ein für dieses Produkt charakteristisches Merkmal. / Tamboreado. Las irregularidades de los bordes no deben considerarse un defecto, sino una característica intrínseca de este tipo de productos. / Галтованная мозаика. Неровности граней являются не дефектом, а неотъемлемой характеристикой данного вида изделий.



INDEX

PRODUCT FINDER

SURFACE RANGE

COMPANY

COLLECTIONS

- 3D WALL
- CONCRETE & RESIN LOOK
- MARBLE LOOK
- STONE LOOK
- WOOD LOOK

LARGE SIZES

SLABS FOR COUNTERTOPS & FURNITURE

FURNITURE

FACADES

TECHNICAL SPECIFICATIONS



# Boost Natural

## Wall Tiles

### MATTE SURFACE

Wall




± 8,5 mm

50x120 cm - 19<sup>5</sup>/<sub>8</sub>"x47<sup>1</sup>/<sub>4</sub>"

A64P Boost Natural Kaolin

A64Q Boost Natural Ash

A64R Boost Natural Ecrú



± 8,5 mm 3D WALL

50x120 cm - 19<sup>5</sup>/<sub>8</sub>"x47<sup>1</sup>/<sub>4</sub>"

A64S Boost Natural 3D Brushed Kaolin

A64T Boost Natural 3D Brushed Ash

A64U Boost Natural 3D Brushed Ecrú

A64V Boost Natural 3D Texture Kaolin

A64W Boost Natural 3D Texture Ash

A64X Boost Natural 3D Texture Ecrú

A64Y Boost Natural 3D Wave Kaolin

A64Z Boost Natural 3D Wave Ash

A64Ø Boost Natural 3D Wave Ecrú

### TRIM TILES



1,4x50 cm - 5<sup>5</sup>/<sub>8</sub>"x19<sup>5</sup>/<sub>8</sub>"

A641 Boost Natural Kaolin Corner 50 \*

A642 Boost Natural Ash Corner 50 \*

A643 Boost Natural Ecrú Corner 50 \*



1,4x1,4 cm - 5<sup>5</sup>/<sub>8</sub>"x5<sup>5</sup>/<sub>8</sub>"

A644 Boost Natural Kaolin Corner A.E. \*

A645 Boost Natural Ash Corner A.E. \*

A646 Boost Natural Ecrú Corner A.E. \*

### 3D TRIM TILES



1,4x50 cm - 5<sup>5</sup>/<sub>8</sub>"x19<sup>5</sup>/<sub>8</sub>"

A7BN Boost Natural 3D Texture Kaolin Corner 50 \*

A7BO Boost Natural 3D Texture Ash Corner 50 \*

A7BP Boost Natural 3D Texture Ecrú Corner 50 \*

A7BQ Boost Natural 3D Brushed Kaolin Corner 50 \*

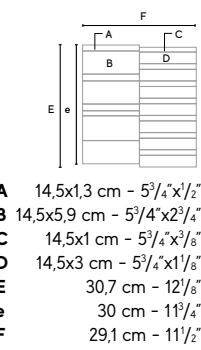
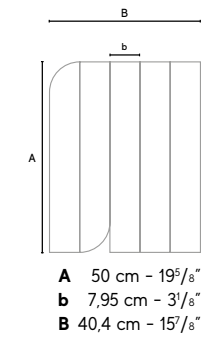

A7BR Boost Natural 3D Brushed Ash Corner 50 \*

A7BS Boost Natural 3D Brushed Ecrú Corner 50 \*

\* These parts are supplied to order - I pezzi sono disponibili su ordinazione  
Les pièces sont disponibles sur commande - Die Teile sind auf Bestellung lieferbar  
Las piezas se hacen por encargo - Изготавливаются на заказ



### DECOR RANGE



<sup>(1)</sup> For the best performance of the mosaic we recommend the use of epoxy mortars (class RG - EN 13888/ISO 13007) or decorative resins-cement, following the manufacturer's instructions. - Al fine di ottenere una resa ottimale del mosaico, è consigliato l'utilizzo di malte epossidiche (classe RG - EN 13888/ISO 13007) o di resine cementizie attenendosi alle indicazioni di utilizzo fornite dal produttore. - Afin d'obtenir un rendu optimal de la mosaïque, nous vous conseillons d'utiliser des mortiers epoxy (classe RG - EN 13888/ISO 13007) ou des résines à base de ciment, en suivant les indications d'utilisation fournies par le fabricant. - Um das Mosaik optimal zur Geltung zu bringen, empfehlen wir die Verwendung von Epoxidharzfugenmörtel (Klasse RG - EN 13888/ISO 13007) oder von vergüteten Fugenmörteln unter Beachtung der vom Hersteller angegebenen Verwendungshinweise. - Para obtener un rendimiento óptimo del mosaico, se aconseja utilizar mortero epoxy (clase RG - EN 13888/ISO 13007) o resinas de cemento siguiendo las indicaciones entregadas por el fabricante. - Для наилучшего эстетического результата при укладке мозаики рекомендуется использовать эпоксидные растворы (класс RG - EN 13888/ISO 13007) или полимерцемент, соблюдая инструкции производителя.

INDEX

PRODUCT FINDER

SURFACE RANGE

COMPANY

COLLECTIONS

3D WALL  
CONCRETE & RESIN LOOK  
MARBLE LOOK  
STONE LOOK  
WOOD LOOK

LARGE SIZES

SLABS FOR COUNTERTOPS & FURNITURE

FURNITURE

FACADES

TECHNICAL SPECIFICATIONS



# Boost Pro



- Floor
- Wall
- Decors
- Outdoor
- Slabs for countertops and furniture
- Bathroom furniture
- Facades



### Porcelain Tiles RECTIFIED MONOCALIBER

Sizes	Thickness	Surface finish
160x160 cm - 63"x63"	± 6 mm	Matte <b>R9 A</b>
120x278 cm - 47 1/4"x109 1/2"	± 6 mm	Matte <b>R9 A</b>
120x240 cm - 47 1/4"x94 1/2"	± 9 mm	Matte <b>Sensitech R10 B</b>
120x120 cm - 47 1/4"x47 1/4"	± 6 mm	Matte <b>R9 A</b>
	± 9 mm	Matte <b>Sensitech R10 B</b>
60x120 cm - 23 5/8"x47 1/4"	± 6 mm	Matte <b>Sensitech R10 B</b>
	± 9 mm	Matte <b>Sensitech R10 B</b>
75x150 cm - 29 1/2"x59"	± 9 mm	Matte <b>Sensitech R10 B</b>
75x75 cm - 29 1/2"x29 1/2"	± 9 mm	Matte <b>Sensitech R10 B</b>
60x60 cm - 23 5/8"x23 5/8"	± 9 mm	Matte <b>Sensitech R10 B</b>
30x60 cm - 11 7/8"x23 5/8"	± 9 mm	Matte <b>Sensitech R10 B</b>

**LARGE SIZES P. 304**

### OUTDOOR AND WET AREAS

120x120 cm - 47 1/4"x47 1/4"	± 9 mm	Grip <b>Sensitech R11 C</b>
120x120 cm - 47 1/4"x47 1/4"	± 20 mm	Outdoor <b>Sensitech R11 C</b>
60x120 cm - 23 5/8"x47 1/4"	± 20 mm	Outdoor <b>Sensitech R11 C</b>
90x90 cm - 35 3/8"x35 3/8"	± 20 mm	Outdoor <b>Sensitech R11 C</b>
60x60 cm - 23 5/8"x23 5/8"	± 20 mm	Outdoor <b>Sensitech R11 C</b>

**atlasPLAN**

160x320 cm - 63"x126"	± 6 mm	Hammered <b>R9 A</b>
-----------------------	--------	----------------------

### Wall Tiles RECTIFIED MONOCALIBER

Sizes	Thickness	Surface finish
40x80 cm - 15 3/4"x31 1/2"	± 8,5 mm	Matte

### 3D WALL TILES

40x80 cm - 15 3/4"x31 1/2"	± 10 mm	Matte
----------------------------	---------	-------

- INDEX
- PRODUCT FINDER
- SURFACE RANGE
- COMPANY
- COLLECTIONS
  - 3D WALL
  - CONCRETE & RESIN LOOK
  - MARBLE LOOK
  - STONE LOOK
  - WOOD LOOK
- LARGE SIZES
- SLABS FOR COUNTERTOPS & FURNITURE
- FURNITURE
- FACADES
- TECHNICAL SPECIFICATIONS



# Boost Pro

## Porcelain Tiles

Matte ± 6 mm  
 Matte Sensitech ± 6 mm

Matte Sensitech ± 9 mm  
 Grip Sensitech ± 9 mm  
 Outdoor Sensitech ± 20 mm

R9 A Matte ± 6 mm  

 R10 B Matte Sensitech ± 6 - 9 mm  

 R11 C Grip Sensitech ± 9 mm  
 R11 C Outdoor Sensitech ± 20 mm

V3 Moderate Variation

### MATTE SURFACE

Floor Wall

<p>± 6 mm  <b>160x320 cm</b> - 63"x126"                  AØQE Boost Pro Clay Hammered                  AØQF Boost Pro Taupe Hammered</p>	<p>± 6 mm  <b>160x160 cm</b> - 63"x63"                  AØQG Boost Pro Clay                  AØQH Boost Pro Taupe</p>	<p>± 6 mm  <b>120x278 cm</b> - 47 1/4"x109 1/2"                  AØCK Boost Pro Ivory                  AØCM Boost Pro Cream                  AØCN Boost Pro Clay                  AØCO Boost Pro Taupe                  AØCP Boost Pro Tobacco</p>	<p>± 6 mm  <b>120x120 cm</b> - 47 1/4"x47 1/4"                  AØCQ Boost Pro Ivory                  AØCR Boost Pro Cream                  AØCS Boost Pro Clay                  AØCT Boost Pro Taupe                  AØCU Boost Pro Tobacco</p>	<p>± 6 mm  <b>60x120 cm</b> - 23 5/8"x47 1/4"                  ALSQ Boost Pro Ivory                  ALSU Boost Pro Cream</p>
<p>± 9 mm  <b>120x240 cm</b> - 47 1/4"x94 1/2"                  AØCF Boost Pro Ivory                  AØCG Boost Pro Cream                  AØCJ Boost Pro Clay                  AØCH Boost Pro Taupe                  AØCI Boost Pro Tobacco</p>	<p>± 9 mm  <b>120x120 cm</b> - 47 1/4"x47 1/4"                  AØAF Boost Pro Ivory                  AØAH Boost Pro Cream                  AØAJ Boost Pro Clay                  AØAL Boost Pro Taupe                  AØAN Boost Pro Tobacco</p>	<p>± 9 mm  <b>60x120 cm</b> - 23 5/8"x47 1/4"                  AØBY Boost Pro Ivory                  AØBZ Boost Pro Cream                  AØBØ Boost Pro Clay                  AØB8 Boost Pro Taupe                  AØB9 Boost Pro Tobacco</p>	<p>± 9 mm  <b>60x60 cm</b> - 23 5/8"x23 5/8"                  AØC3 Boost Pro Ivory                  AØC4 Boost Pro Cream                  AØC5 Boost Pro Clay                  AØC6 Boost Pro Taupe                  AØC7 Boost Pro Tobacco</p>	<p>± 9 mm  <b>30x60 cm</b> - 11 3/4"x23 5/8"                  AØC8 Boost Pro Ivory                  AØC9 Boost Pro Cream                  AØDA Boost Pro Clay                  AØDB Boost Pro Taupe                  AØDC Boost Pro Tobacco</p>
<p>± 9 mm  <b>75x150 cm</b> - 29 1/2"x59"                  A7GØ Boost Pro Ivory                  A7G2 Boost Pro Cream                  A7G3 Boost Pro Clay                  A7G4 Boost Pro Taupe                  A7G1 Boost Pro Tobacco</p>	<p>± 9 mm  <b>75x75 cm</b> - 29 1/2"x29 1/2"                  A28F Boost Pro Ivory                  A28G Boost Pro Cream                  A28H Boost Pro Clay                  A28I Boost Pro Taupe                  A28J Boost Pro Tobacco</p>			

### GRIP SURFACE

### OUTDOOR ± 20 mm

Outdoor

<p>± 9 mm  <b>120x120 cm</b> - 47 1/4"x47 1/4"                  AØAO Boost Pro Ivory Grip                  AØAQ Boost Pro Cream Grip                  AØBV Boost Pro Clay Grip                  AØBW Boost Pro Taupe Grip                  AØBX Boost Pro Tobacco Grip</p>	<p>± 20 mm  <b>120x120 cm</b> - 47 1/4"x47 1/4"                  A3DD Boost Pro Cream 20 mm                  A3DE Boost Pro Clay 20 mm                  A3DF Boost Pro Taupe 20 mm                  A3DH Boost Pro Tobacco 20 mm</p>	<p>± 20 mm  <b>60x120 cm</b> - 23 5/8"x47 1/4"                  A4XU Boost Pro Cream 20 mm                  A4XV Boost Pro Clay 20 mm                  A4XW Boost Pro Taupe 20 mm                  A4XX Boost Pro Tobacco 20 mm</p>	<p>± 20 mm  <b>60x60 cm</b> - 23 5/8"x23 5/8"                  A4XQ Boost Pro Cream 20 mm                  A4XR Boost Pro Clay 20 mm                  A4XS Boost Pro Taupe 20 mm                  A4XT Boost Pro Tobacco 20 mm</p>	<p>± 20 mm  <b>90x90 cm</b> - 35 3/8"x35 3/8"                  A4XM Boost Pro Cream 20 mm                  A4XN Boost Pro Clay 20 mm                  A4XO Boost Pro Taupe 20 mm                  A4XP Boost Pro Tobacco 20 mm</p>
--	--	---	--	--



IVORY




CREAM



CLAY



TAUPE



TOBACCO

INDEX



PRODUCT FINDER



SURFACE RANGE



COMPANY



COLLECTIONS

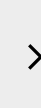


- 3D WALL
- CONCRETE & RESIN LOOK
- MARBLE LOOK
- STONE LOOK
- WOOD LOOK

LARGE SIZES



SLABS FOR COUNTERTOPS & FURNITURE



FURNITURE



FACADES



TECHNICAL SPECIFICATIONS





# Boost Pro

## Porcelain Tiles

### DECOR RANGE



AØLX Boost Pro Paint <sup>(1) (2)</sup>  
120x278 - 47/8"x109 1/2"



A3HE Boost Pro Leaves A <sup>(2)</sup>  
A3M2 Boost Pro Leaves B  
120x278 - 47/8"x109 1/2"



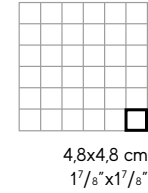
Module Assembly



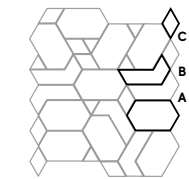
AØLW Boost Pro Grove <sup>(1) (2)</sup>  
120x278 - 47/8"x109 1/2"



AØQQ Boost Pro Ivory Mosaico Matt 30x30 - 1 1/4"x1 1/4"  
AØQR Boost Pro Cream Mosaico Matt 30x30 - 1 1/4"x1 1/4"  
AØQS Boost Pro Clay Mosaico Matt 30x30 - 1 1/4"x1 1/4"  
AØQT Boost Pro Taupe Mosaico Matt 30x30 - 1 1/4"x1 1/4"  
AØQU Boost Pro Tobacco Mosaico Matt 30x30 - 1 1/4"x1 1/4"



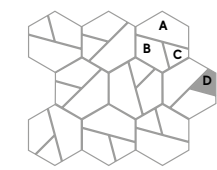
AØP8 Boost Pro Ivory Mosaico Shapes 31x33,5 - 12 1/4"x13 1/4"  
AØP9 Boost Pro Cream Mosaico Shapes 31x33,5 - 12 1/4"x13 1/4"  
AØQB Boost Pro Clay Mosaico Shapes 31x33,5 - 12 1/4"x13 1/4"  
AØQC Boost Pro Taupe Mosaico Shapes 31x33,5 - 12 1/4"x13 1/4"  
AØQD Boost Pro Tobacco Mosaico Shapes 31x33,5 - 12 1/4"x13 1/4"



A 11,4x6,5 cm - 4 1/2"x2 1/2"  
B 11,4x6,5 cm - 4 1/2"x2 1/2"  
C 6,3x3,2 cm - 2 1/2"x1 1/4"



AØQN Boost Pro Ivory Mosaico Hex Olive <sup>(3)</sup> 25x28,5 - 9 7/8"x11 1/4"  
AØQO Boost Pro Cream Mosaico Hex Blue <sup>(3)</sup> 25x28,5 - 9 7/8"x11 1/4"  
AØQP Boost Pro Taupe Mosaico Hex Coffee <sup>(3)</sup> 25x28,5 - 9 7/8"x11 1/4"



A 9,7x3,8 cm - 3 7/8"x1 1/2"  
B 4,8x3,8 cm - 1 7/8"x1 1/2"  
C 4,6x3,6 cm - 1 7/8"x1 1/2"  
D 4,6x3,6 cm - 1 7/8"x1 1/2"

TRIM TILES P. 300	Battiscopa	Gradino *	Scalino *	Scalino *	Scalino Ang.*	Battiscopa Sag. Scala *	Davanzale / Soglia *	Elemento L			
	7,2x60 cm 2 7/8"x23 3/8"	Digitale 4,6x60 cm 1 7/8"x23 3/8"	30x60 cm 11 1/4"x23 3/8"	33x150 cm 13"x59"	33x120 cm 13"x47 1/4"	33x60 cm 13"x23 3/8"	33x33 cm 13"x13"	7,2x30 cm 2 7/8"x11 1/4"	max 315x50 H 4 cm 124"x19 1/2" H 1 1/2"	33x120 H 4 cm 13"x47 1/4" H 1 1/2"	
	Matte	Matte	Matte	Matte	Matte	Matte	Matte	Grip			
Ivory	AØQI	AØQV	A28Ø	A3CY	A3CT	A3CO	A3C3	DX AØQØ	SX AØRX	*	A3C8
Cream	AØQJ	AØQW	A283	A3CZ	A3CU	A3CP	A3C4	AØQ8	AØRY	*	A3C9
Clay	AØQK	AØQX	A284	A3CØ	A3CV	A3CQ	A3C5	AØQ9	AØWQ	*	A3DA
Taupe	AØQL	AØQY	A285	A3C1	A3CW	A3CR	A3C6	AØRA	AØ4M	*	A3DB
Tobacco	AØQM	AØQZ	A289	A3C2	A3CX	A3CS	A3C7	AØRM	A28Z	*	A3DC

\* These parts are supplied to order - I pezzi sono disponibili su ordinazione - Les pièces sont disponibles sur commande - Die Teile sind auf Bestellung lieferbar - Las piezas se hacen por encargo - Изготавливаются на заказ

<sup>(3)</sup> Application of decorative materials. The use of a common mild detergent is recommended. Avoid using acidic or alkaline products, waxes, steel wool, or abrasives. - Applicazione di materie decorative. Si consiglia l'utilizzo di un comune detergente neutro. Evitare l'utilizzo di prodotti acidi o alcalini, ceranti e pagliette di metallo o abrasive. - Application de matériaux décoratifs. Nous conseillons l'emploi de détergents neutres courants. Éviter l'utilisation de cires et de produits acides ou alcalins, ainsi que les pailles métalliques ou abrasives. - Dekorationsmaterial. Es empfiehlt sich, ein haushaltsübliches, neutrales Reinigungsmittel zu verwenden. Saure oder alkalische Produkte, Wachs sowie Stahlwolle- bzw. Scheuerschwämme sind zu vermeiden. Aplicación de materiales decorativos. Recomendamos utilizar un detergente neutro común. Hay que evitar el uso de productos ácidos o alcalinos, ceras y estropajos de metal o abrasivos. - Применение декоративных материалов. Рекомендуется чистить обычным нейтральным моющим средством. Не рекомендуется использовать кислотные, щелочные, восковые средства, а также металлические мочалки.

The decoration can only be laid on the wall - Il decoro si può posare solo a rivestimento - Décor uniquement mural - Das Dekor kann nur an der Wand verlegt werden - La decoración se puede colocar únicamente en paredes - Декор может быть уложен только на стену.

<sup>(1)</sup> The various graphics of the product are distributed randomly in the boxes, without the possibility of choosing between the available patterns. - All'interno delle casse, le varie grafiche del prodotto sono distribuite in modo casuale, senza possibilità di scelta tra i pattern disponibili. - À l'intérieur delle caisses, les différents graphismes du produit sont distribués en mode aléatoire, sans possibilité de choix entre les motifs disponibles. - Die Kisten enthalten die verschiedenen Grafiken des Artikels nach dem Zufallsprinzip, ohne dass Sie zwischen den einzelnen Motiven wählen können. - En el interior de las cajas, los distintos gráficos de los productos se distribuyen de forma aleatoria, sin que se pueda elegir el patrón disponible. - Рисунки распределены в ящиках в случайном порядке, без возможности выбора из доступных рисунков.

<sup>(2)</sup> The use of a common mild detergent is recommended. Avoid using acidic or alkaline products, waxes, steel wool, or abrasives. - Si consiglia l'utilizzo di un comune detergente neutro. Evitare l'utilizzo di prodotti acidi o alcalini, ceranti, pagliette di metallo o abrasive. - Nous vous conseillons d'utiliser des détergents neutres courants. Éviter l'utilisation de cires et de produits acides ou alcalins, ainsi que les pailles métalliques ou abrasives. - Es empfiehlt sich, ein haushaltsübliches, neutrales Reinigungsmittel zu verwenden. Saure oder alkalische Produkte, Wachs sowie Metallwolle- bzw. Scheuerschwämme sind zu vermeiden. - Recomendamos utilizar un detergente neutro común. Hay que evitar el uso de productos ácidos o alcalinos, ceras y estropajos de metal o abrasivos. - Рекомендуется чистить обычным нейтральным моющим средством. Не рекомендуется использовать кислотные, щелочные, восковые средства, а также металлические мочалки.



# Boost Pro

## Wall Tiles



### MATTE SURFACE

Wall



± 8,5 mm

40x80 cm - 15<sup>3</sup>/<sub>4</sub>"x31<sup>1</sup>/<sub>2</sub>"

8B8I Boost Pro Ivory

8B8E Boost Pro Cream

8B8C Boost Pro Clay

8B8M Boost Pro Mustard

8B8B Boost Pro Powder Blue








± 10 mm 3D WALL

40x80 cm - 15<sup>3</sup>/<sub>4</sub>"x31<sup>1</sup>/<sub>2</sub>"

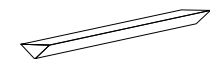
8BUI Boost Pro 3D Urban Ivory

8BUC Boost Pro 3D Urban Clay

8BUB Boost Pro 3D Urban Powder Blue



### TRIM TILES



1,4x40 cm - 5<sup>5</sup>/<sub>8</sub>"x15<sup>3</sup>/<sub>4</sub>"

LBBI Boost Pro Ivory Corner 40 \*

LBBI Boost Pro Cream Corner 40 \*

LBBA Boost Pro Clay Corner 40 \*

LBBI Boost Pro Mustard Corner 40 \*

LBBI Boost Pro Powder Blue Corner 40 \*



1,4x1,4 cm - 5<sup>5</sup>/<sub>8</sub>"x5<sup>5</sup>/<sub>8</sub>"

AØAI Boost Pro Ivory Corner A.E. \*

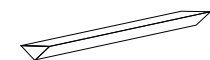
AØAE Boost Pro Cream Corner A.E. \*

AØAC Boost Pro Clay Corner A.E. \*

AØAM Boost Pro Mustard Corner A.E. \*

AØAB Boost Pro Powder Blue Corner A.E. \*

### 3D TRIM TILES



1,4x40 cm - 5<sup>5</sup>/<sub>8</sub>"x15<sup>3</sup>/<sub>4</sub>"

LB3I Boost Pro Ivory 3D Corner 40 \*

LB3C Boost Pro Clay 3D Corner 40 \*

LB3B Boost Pro Powder Blue 3D Corner 40 \*

\* These parts are supplied to order - I pezzi sono disponibili su ordinazione - Les pièces sont disponibles sur commande - Die Teile sind auf Bestellung lieferbar - Las piezas se hacen por encargo - Иготовляются на заказ

<sup>10</sup> Application of decorative materials. The use of a common mild detergent is recommended. Avoid using acidic or alkaline products, waxes, steel wool, or abrasives. - Applicazione di materie decorative. Si consiglia l'utilizzo di un comune detergente neutro. Evitare l'utilizzo di prodotti acidi o alcalini, ceranti e pagliette di metallo o abrasive. - Application de matériaux décoratifs. Nous conseillons l'emploi de détergents neutres courants. Éviter l'utilisation de cires et de produits acides ou alcalins, ainsi que les pailles métalliques ou abrasives. - Dekorationsmaterial. Es empfiehlt sich, ein haushaltsübliches, neutrales Reinigungsmittel zu verwenden. Saure oder alkalische Produkte, Wachs sowie Stahlwolle- bzw. Scheuerschwämme sind zu vermeiden. Aplicación de materiales decorativos. Recomendamos utilizar un detergente neutro común. Hay que evitar el uso de productos ácidos o alcalinos, ceras y estropajos de metal o abrasivos. - Применение декоративных материалов. Рекомендуется чистить обычным нейтральным моющим средством. Не рекомендуется использовать кислотные, щелочные, восковые средства, а также металлические мочалки.

### DECOR RANGE



9BMI Boost Pro Ivory  
Minibrick Pro Olive <sup>10</sup>  
29,7x33,3 - 11<sup>7</sup>/<sub>8</sub>"x13<sup>1</sup>/<sub>4</sub>"



9BMV Boost Pro Cream  
Minibrick Pro Blue <sup>10</sup>  
29,7x33,3 - 11<sup>7</sup>/<sub>8</sub>"x13<sup>1</sup>/<sub>4</sub>"



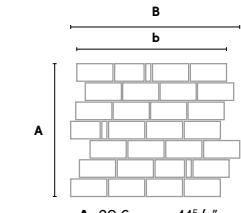
9BMZ Boost Pro Clay  
Minibrick Pro Coffee <sup>10</sup>  
29,7x33,3 - 11<sup>7</sup>/<sub>8</sub>"x13<sup>1</sup>/<sub>4</sub>"



9BMT Boost Pro Mustard  
Minibrick Pro Yellow <sup>10</sup>  
29,7x33,3 - 11<sup>7</sup>/<sub>8</sub>"x13<sup>1</sup>/<sub>4</sub>"



9BMU Boost Pro Powder Blue  
Minibrick Pro Ocean <sup>10</sup>  
29,7x33,3 - 11<sup>7</sup>/<sub>8</sub>"x13<sup>1</sup>/<sub>4</sub>"



A 29,6 cm - 11<sup>5</sup>/<sub>8</sub>"  
B 37,6 cm - 14<sup>7</sup>/<sub>8</sub>"  
b 33,3 cm - 13<sup>1</sup>/<sub>8</sub>"

INDEX



PRODUCT  
FINDER



SURFACE  
RANGE



COMPANY



COLLECTIONS



3D WALL

CONCRETE & RESIN LOOK

MARBLE LOOK

STONE LOOK

WOOD LOOK

LARGE SIZES



SLABS FOR  
COUNTERTOPS  
& FURNITURE



FURNITURE



FACADES



TECHNICAL  
SPECIFICATIONS





# Prism

A color concept by **Piero Lissoni**

- Floor
- Wall
- Decors
- Outdoor
- Bathroom furniture
- Facades

COLLECTION  
CATALOG



VIDEO



## Porcelain Tiles RECTIFIED MONOCALIBER

Sizes	Thickness	Surface finish
120x278 cm - 47 <sup>1</sup> / <sub>4</sub> "x109 <sup>1</sup> / <sub>2</sub> "	± 6 mm	Matte <b>R9 A</b>
120x120 cm - 47 <sup>1</sup> / <sub>4</sub> "x47 <sup>1</sup> / <sub>4</sub> "	± 9 mm	Silk   Matte <b>Sensitech R10 B</b>
60x120 cm - 23 <sup>3</sup> / <sub>8</sub> "x47 <sup>1</sup> / <sub>4</sub> "	± 9 mm	Matte <b>Sensitech R10 B</b>
60x60 cm - 23 <sup>3</sup> / <sub>8</sub> "x23 <sup>3</sup> / <sub>8</sub> "	± 9 mm	Silk   Matte <b>Sensitech R10 B</b>
30x60 cm - 11 <sup>3</sup> / <sub>4</sub> "x23 <sup>3</sup> / <sub>8</sub> "	± 9 mm	Silk   Matte <b>Sensitech R10 B</b>



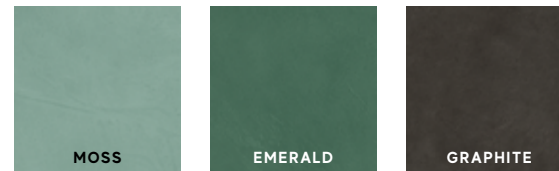
LARGE SIZES P. 304

## OUTDOOR AND WET AREAS

120x120 cm - 47 <sup>1</sup> / <sub>4</sub> "x47 <sup>1</sup> / <sub>4</sub> "	± 9 mm	Grip <b>Sensitech R11 C</b>
120x120 cm - 47 <sup>1</sup> / <sub>4</sub> "x47 <sup>1</sup> / <sub>4</sub> "	± 20 mm	Outdoor <b>Sensitech R11 C</b>
80x80 cm - 31 <sup>1</sup> / <sub>2</sub> "x31 <sup>1</sup> / <sub>2</sub> "	± 20 mm	Outdoor <b>Sensitech R11 C</b>

## Glazed Porcelain Tiles RECTIFIED MONOCALIBER

Sizes	Thickness	Surface finish
120x278 cm - 47 <sup>1</sup> / <sub>4</sub> "x109 <sup>1</sup> / <sub>2</sub> "	± 6 mm	Matte



## Wall Tiles RECTIFIED MONOCALIBER

Sizes	Thickness	Surface finish
50x120 cm - 19 <sup>3</sup> / <sub>8</sub> "x47 <sup>1</sup> / <sub>4</sub> "	± 8,5 mm	Matte

INDEX



PRODUCT  
FINDER



SURFACE  
RANGE



COMPANY



COLLECTIONS



- 3D WALL
- CONCRETE & RESIN LOOK
- MARBLE LOOK
- STONE LOOK
- WOOD LOOK

LARGE SIZES



SLABS FOR  
COUNTERTOPS  
& FURNITURE



FURNITURE



FACADES



TECHNICAL  
SPECIFICATIONS





# Prism

## Porcelain Tiles



### MATTE SURFACE

Floor Wall



**± 6 mm**  
**120x278 cm** - 47<sup>1</sup>/<sub>4</sub>"x109<sup>1</sup>/<sub>2</sub>"  
 A4UP Prism Suede  
 A4UQ Prism Cord  
 A4UR Prism Cotton  
 A4US Prism Cloud  
 A4UT Prism Fog  
 A4UU Prism Graphite



**± 9 mm** **Sensitech**  
**120x120 cm** - 47<sup>1</sup>/<sub>4</sub>"x47<sup>1</sup>/<sub>4</sub>"  
 A4OG Prism Suede  
 A4OH Prism Cord  
 A4OI Prism Cotton  
 A4OJ Prism Cloud  
 A4OK Prism Fog  
 A4OL Prism Graphite



**± 9 mm** **Sensitech**  
**60x120 cm** - 23<sup>5</sup>/<sub>8</sub>"x47<sup>1</sup>/<sub>4</sub>"  
 A4OS Prism Suede  
 A4OT Prism Cord  
 A4OU Prism Cotton  
 A4OV Prism Cloud  
 A4OW Prism Fog  
 A4OX Prism Graphite




**± 9 mm** **Sensitech**  
**60x60 cm** - 23<sup>5</sup>/<sub>8</sub>"x23<sup>5</sup>/<sub>8</sub>"  
 A4UV Prism Suede  
 A4UW Prism Cord  
 A4UX Prism Cotton  
 A4UY Prism Cloud  
 A4UZ Prism Fog  
 A4UØ Prism Graphite



**± 9 mm** **Sensitech**  
**30x60 cm** - 11<sup>3</sup>/<sub>4</sub>"x23<sup>5</sup>/<sub>8</sub>"  
 A4U1 Prism Suede  
 A4U2 Prism Cord  
 A4U3 Prism Cotton  
 A4U4 Prism Cloud  
 A4U5 Prism Fog  
 A4U6 Prism Graphite

### SILK SURFACE



**± 9 mm**  
**120x120 cm** - 47<sup>1</sup>/<sub>4</sub>"x47<sup>1</sup>/<sub>4</sub>"  
 A4OM Prism Suede Silk  
 A4ON Prism Cord Silk  
 A4OO Prism Cotton Silk  
 A4OP Prism Cloud Silk  
 A4OQ Prism Fog Silk  
 A4OR Prism Graphite Silk



**± 9 mm**  
**60x60 cm** - 23<sup>5</sup>/<sub>8</sub>"x23<sup>5</sup>/<sub>8</sub>"  
 A5RV Prism Suede Silk  
 A5RW Prism Cord Silk  
 A5RX Prism Cotton Silk  
 A5RY Prism Cloud Silk  
 A5RZ Prism Fog Silk  
 A5RØ Prism Graphite Silk




**± 9 mm**  
**30x60 cm** - 11<sup>3</sup>/<sub>4</sub>"x23<sup>5</sup>/<sub>8</sub>"  
 A5R2 Prism Suede Silk  
 A5R6 Prism Cord Silk  
 A5R7 Prism Cotton Silk  
 A5SA Prism Cloud Silk  
 A5SB Prism Fog Silk  
 A5SC Prism Graphite Silk

### GRIP SURFACE

### OUTDOOR ± 20 mm

Outdoor



**± 9 mm** **Sensitech**  
**120x120 cm** - 47<sup>1</sup>/<sub>4</sub>"x47<sup>1</sup>/<sub>4</sub>"  
 A5OI Prism Suede Grip  
 A5OJ Prism Cord Grip  
 A5OK Prism Cloud Grip  
 A5OL Prism Fog Grip



**± 20 mm** **Sensitech**  
**120x120 cm** - 47<sup>1</sup>/<sub>4</sub>"x47<sup>1</sup>/<sub>4</sub>"  
 A5OM Prism Suede 20 mm  
 A5ON Prism Cord 20 mm  
 A5OO Prism Cloud 20 mm  
 A5OP Prism Fog 20 mm



**± 20 mm** **Sensitech**  
**80x80 cm** - 31<sup>1</sup>/<sub>2</sub>"x31<sup>1</sup>/<sub>2</sub>"  
 A56H Prism Suede 20 mm  
 A56I Prism Cord 20 mm  
 A56J Prism Cloud 20 mm  
 A56K Prism Fog 20 mm







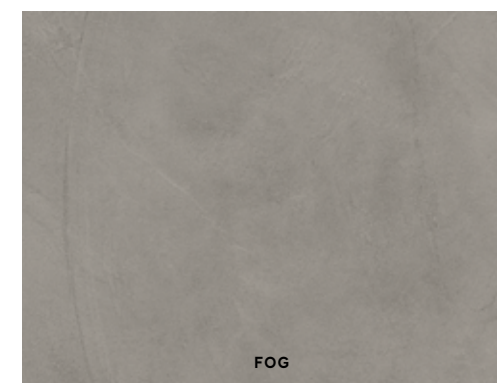


## Glazed Porcelain Tiles

### MATTE SURFACE

Wall



**± 6 mm**  
**120x278 cm** - 47<sup>1</sup>/<sub>4</sub>"x109<sup>1</sup>/<sub>2</sub>"<sup>(1)</sup>  
 A4VH Prism Bloom  
 A4VI Prism Caramel  
 A4VJ Prism Grape  
 A4VK Prism Dusk  
 A4VL Prism Midnight  
 A4VM Prism Moss  
 A4VN Prism Emerald



INDEX



PRODUCT FINDER



SURFACE RANGE



COMPANY



COLLECTIONS

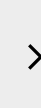


- 3D WALL
- CONCRETE & RESIN LOOK
- MARBLE LOOK
- STONE LOOK
- WOOD LOOK

LARGE SIZES



SLABS FOR COUNTERTOPS & FURNITURE



FURNITURE



FACADES



TECHNICAL SPECIFICATIONS



<sup>(1)</sup> The use of a common mild detergent is recommended. Avoid using acidic or alkaline products, waxes, steel wool, or abrasives. - Si consiglia l'utilizzo di un comune detergente neutro. Evitare l'utilizzo di prodotti acidi o alcalini, ceranti, pagliette di metallo o abrasive. - Nous vous conseillons d'utiliser des détergents neutres courants. Éviter l'utilisation de cires et de produits acides ou alcalins, ainsi que les pailles métalliques ou abrasives. - Es empfiehlt sich, ein haushaltsübliches, neutrales Reinigungsmittel zu verwenden. Saure oder alkalische Produkte, Wachs sowie Metallwolle- bzw. Scheuerschwämme sind zu vermeiden. - Recomendamos utilizar un detergente neutro común. Hay que evitar el uso de productos ácidos o alcalinos, ceras y estropajos de metal o abrasivos. Рекомендуется чистить обычным нейтральным моющим средством. Не рекомендуется использовать кислотные, щелочные, восковые средства, а также металлические мошалоки.



# Prism

## Porcelain Tiles

### DECOR RANGE



A4V1 Prism Cotton Mosaico Matte 30x30 - 11<sup>1</sup>/<sub>4</sub>"x11<sup>1</sup>/<sub>4</sub>"  
 A4VØ Prism Cord Mosaico Matte 30x30 - 11<sup>1</sup>/<sub>4</sub>"x11<sup>1</sup>/<sub>4</sub>"  
 A4VZ Prism Suede Mosaico Matte 30x30 - 11<sup>1</sup>/<sub>4</sub>"x11<sup>1</sup>/<sub>4</sub>"  
 A4V2 Prism Cloud Mosaico Matte 30x30 - 11<sup>1</sup>/<sub>4</sub>"x11<sup>1</sup>/<sub>4</sub>"  
 A4V3 Prism Fog Mosaico Matte 30x30 - 11<sup>1</sup>/<sub>4</sub>"x11<sup>1</sup>/<sub>4</sub>"  
 A4V4 Prism Graphite Mosaico Matte 30x30 - 11<sup>1</sup>/<sub>4</sub>"x11<sup>1</sup>/<sub>4</sub>"




A41S Prism Cotton Mosaico Maze 31x35,7 - 12<sup>1</sup>/<sub>4</sub>"x14"  
 A41R Prism Cord Mosaico Maze 31x35,7 - 12<sup>1</sup>/<sub>4</sub>"x14"  
 A41Q Prism Suede Mosaico Maze 31x35,7 - 12<sup>1</sup>/<sub>4</sub>"x14"  
 A41T Prism Cloud Mosaico Maze 31x35,7 - 12<sup>1</sup>/<sub>4</sub>"x14"  
 A41U Prism Fog Mosaico Maze 31x35,7 - 12<sup>1</sup>/<sub>4</sub>"x14"  
 A41V Prism Graphite Mosaico Maze 31x35,7 - 12<sup>1</sup>/<sub>4</sub>"x14"




A41Y Prism Cotton Mosaico Maze Silk 31x35,7 - 12<sup>1</sup>/<sub>4</sub>"x14"  
 A41X Prism Cord Mosaico Maze Silk 31x35,7 - 12<sup>1</sup>/<sub>4</sub>"x14"  
 A41W Prism Suede Mosaico Maze Silk 31x35,7 - 12<sup>1</sup>/<sub>4</sub>"x14"  
 A41Z Prism Cloud Mosaico Maze Silk 31x35,7 - 12<sup>1</sup>/<sub>4</sub>"x14"  
 A411 Prism Fog Mosaico Maze Silk 31x35,7 - 12<sup>1</sup>/<sub>4</sub>"x14"  
 A412 Prism Graphite Mosaico Maze Silk 31x35,7 - 12<sup>1</sup>/<sub>4</sub>"x14"

A 44,6 cm - 17<sup>1</sup>/<sub>2</sub>"  
 B 31 cm - 12<sup>1</sup>/<sub>4</sub>"  
 a 35,7 cm - 14"  
 b 7,6 cm - 3"  
 c 8,8 cm - 3<sup>1</sup>/<sub>2</sub>"  
 d 17,6 cm - 6<sup>7</sup>/<sub>8</sub>"



A4VO Prism Gradient XL <sup>(1) (2)</sup>  
 120x278 cm - 47<sup>1</sup>/<sub>4</sub>"x109<sup>1</sup>/<sub>2</sub>"



A4VP Prism Brush XL <sup>(1) (2)</sup>  
 120x278 cm - 47<sup>1</sup>/<sub>4</sub>"x109<sup>1</sup>/<sub>2</sub>"

<sup>(1)</sup> The production process does not guarantee the presence of the exact sequence of the graphics inside the packaging - Il processo produttivo non garantisce la presenza dell'esatta sequenza delle grafiche all'interno dell'imballo. - Le processus de fabrication ne garantit pas la présence de la séquence exacte des graphismes à l'intérieur de l'emballage. - Der Produktionsprozess garantiert nicht die exakte Sequenz der Grafiken in der Verpackung. - El proceso de producción no garantiza la presencia de la secuencia exacta de los gráficos dentro del embalaje. - Процесс производства не обеспечивает наличие точно совпадающих рисунков поверхности внутри упаковки.  
<sup>(2)</sup> The use of a common mild detergent is recommended. Avoid using acidic or alkaline products, waxes, steel wool, or abrasives. - Si consiglia l'utilizzo di un comune detergente neutro. Evitare l'utilizzo di prodotti acidi o alcalini, ceranti, pagliette di metallo o abrasive. - Nous vous conseillons d'utiliser des détergents neutres courants. Éviter l'utilisation de cires et de produits acides ou alcalins, ainsi que les pailles métalliques ou abrasives. - Es empfiehlt sich, ein haushaltsübliches, neutrales Reinigungsmittel zu verwenden. Saure oder alkalische Produkte, Wachs sowie Metallwolle- bzw. Scheuerschwämme sind zu vermeiden. - Recomendamos utilizar un detergente neutro común. Hay que evitar el uso de productos ácidos o alcalinos, ceras y estropajos de metal o abrasivos. - Рекомендуется чистить обычным нейтральным моющим средством. Не рекомендуется использовать кислотные, щелочные, восковые средства, а также металлические мочалки.

<sup>(3)</sup> The decoration can only be laid on the wall - Il decoro si può posare solo a rivestimento - Décor uniquement mural - Das Dekor kann nur an der Wand verlegt werden  
 La decoración se puede colocar únicamente en paredes - Декор может быть уложен только на стену.

\* These parts are supplied to order - I pezzi sono disponibili su ordinazione - Les pièces sont disponibles sur commande - Die Teile sind auf Bestellung lieferbar - Las piezas se hacen por encargo - Изготавливаются на заказ

INDEX ☰

PRODUCT FINDER ➤

SURFACE RANGE ➤

COMPANY ➤

COLLECTIONS ➤

- 3D WALL
- CONCRETE & RESIN LOOK
- MARBLE LOOK
- STONE LOOK
- WOOD LOOK

LARGE SIZES ➤

SLABS FOR COUNTERTOPS & FURNITURE ➤

FURNITURE ➤

FACADES ➤

TECHNICAL SPECIFICATIONS ➤



# Prism Wall Tiles

## MATTE SURFACE

Wall

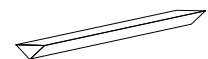


± 8,5 mm

50x120 cm - 19<sup>5</sup>/<sub>8</sub>"x47<sup>1</sup>/<sub>4</sub>"

- A4TF Prism Suede
- A4TG Prism Cord
- A4TH Prism Cotton
- A4TI Prism Cloud
- A4TJ Prism Graphite
- A4TK Prism Bloom
- A4TL Prism Caramel
- A4TM Prism Grape
- A4TN Prism Dusk
- A4TO Prism Midnight
- A4TP Prism Moss
- A4TQ Prism Emerald

## TRIM TILES



1,4x50 cm - 5<sup>1</sup>/<sub>8</sub>"x19<sup>5</sup>/<sub>8</sub>"

- A4ØO Prism Suede Corner 50 \*
- A4ØP Prism Cord Corner 50 \*
- A4ØQ Prism Cotton Corner 50 \*
- A4ØR Prism Cloud Corner 50 \*
- A4ØS Prism Graphite Corner 50 \*
- A4ØT Prism Bloom Corner 50 \*
- A4ØU Prism Caramel Corner 50 \*
- A4ØV Prism Grape Corner 50 \*
- A4ØW Prism Dusk Corner 50 \*
- A4ØX Prism Midnight Corner 50 \*
- A4ØY Prism Moss Corner 50 \*
- A4ØZ Prism Emerald Corner 50 \*




1,4x1,4 cm - 5<sup>1</sup>/<sub>8</sub>"x5<sup>1</sup>/<sub>8</sub>"

- A4Ø1 Prism Suede Corner A.E. \*
- A4Ø2 Prism Cord Corner A.E. \*
- A4Ø3 Prism Cotton Corner A.E. \*
- A4Ø4 Prism Cloud Corner A.E. \*
- A4Ø5 Prism Graphite Corner A.E. \*
- A4Ø6 Prism Bloom Corner A.E. \*
- A4Ø7 Prism Caramel Corner A.E. \*
- A4Ø8 Prism Grape Corner A.E. \*
- A4Ø9 Prism Dusk Corner A.E. \*
- A41A Prism Midnight Corner A.E. \*
- A41B Prism Moss Corner A.E. \*
- A41C Prism Emerald Corner A.E. \*

\* These parts are supplied to order - I pezzi sono disponibili su ordinazione - Les pièces sont disponibles sur commande - Die Teile sind auf Bestellung lieferbar - Las piezas se hacen por encargo - Изготавливаются на заказ



## DECOR RANGE



(1) Application of decorative materials. The use of a common mild detergent is recommended. Avoid using acidic or alkaline products, waxes, steel wool or abrasives. - Applicazione di materie decorative. Si consiglia l'utilizzo di un comune detergente neutro. Evitare l'utilizzo di prodotti acidi o alcalini, ceranti e pagliette di metallo o abrasive. - Application de matériaux décoratifs. Nous recommandons l'emploi de détergents neutres courants. Éviter l'utilisation de cires et de produits acides ou alcalins, ainsi que les pâilles métalliques ou abrasives. - Dekorationsmaterial. Es empfiehlt sich, ein haushaltsübliches, neutrales Reinigungsmittel zu verwenden. Saure oder alkalische Produkte, Wachs sowie Stahlwolle- bzw. Scheuerschwämme sind zu vermeiden. Aplicación de materiales decorativos. Recomendamos utilizar un detergente neutro común. Hay que evitar el uso de productos ácidos o alcalinos, ceras y estropajos de metal o abrasivos. - Применение декоративных материалов. Рекомендуется чистить обычным нейтральным моющим средством. Не рекомендуется использовать кислотные, щелочные, восковые средства, а также металлические мочалки.

- INDEX
- PRODUCT FINDER
- SURFACE RANGE
- COMPANY
- COLLECTIONS
  - 3D WALL
  - CONCRETE & RESIN LOOK
  - MARBLE LOOK
  - STONE LOOK
  - WOOD LOOK
- LARGE SIZES
- SLABS FOR COUNTERTOPS & FURNITURE
- FURNITURE
- FACADES
- TECHNICAL SPECIFICATIONS



# Prism


## Wall Tiles

### DECOR RANGE



A4TS Prism Brush <sup>(1)</sup>  
50x120 cm - 19 3/8" x 47 1/4"

8 patterns




A4ZT Prism Enigma  
50x120 cm - 19 3/8" x 47 1/4"

This item matches with the following colors / Questo articolo si abbina ai colori seguenti:  
Cloud 50x120, Graphite 50x120, Cotton 50x120



A4TR Prism Gradient <sup>(2)</sup>  
50x120 cm - 19 3/8" x 47 1/4"

12 patterns



A4ZU Prism Gold <sup>(1)</sup>  
50x120 cm - 19 3/8" x 47 1/4"

This item matches with the following colors / Questo articolo si abbina ai colori seguenti:  
Bloom 50x120, Caramel 50x120, Grape 50x120, Cord 50x120, Cloud 50x120, Suede 50x120, Cotton 50x120

<sup>(1)</sup> Contains gold. The use of a common mild detergent is recommended. Avoid using acidic or alkaline products, waxes, steel wool, or abrasives. - Parti in oro. Si consiglia l'utilizzo di un comune detergente neutro. Evitare l'utilizzo di prodotti acidi o alcalini, ceranti, pagliette di metallo o abrasive. - Parties dorées. Nous vous conseillons d'utiliser des détergents neutres courants. Éviter l'utilisation de cires et de produits acides ou alcalins, ainsi que les pâilles métalliques ou abrasives. - Telle aus Gold. Es empfiehlt sich, ein haushaltsübliches, neutrales Reinigungsmittel zu verwenden. Saure oder alkalische Produkte, Wachs sowie Metallwolle- bzw. Scheuerschwämme sind zu vermeiden. - Partes doradas. Recomendamos utilizar un detergente neutro común. Hay que evitar el uso de productos ácidos o alcalinos, ceras y estropajos de metal o abrasivos. - Золотые детали. Рекомендуется чистить обычным нейтральным моющим средством. Не рекомендуется использовать кислотные, щелочные, восковые средства, а также металлические мочалки.

<sup>(2)</sup> Item sold by square meter. - Articolo venduto al mq. - Article vendu au mètre carré. - Artikel pro m<sup>2</sup> verkauft. - Artículo vendido por m<sup>2</sup> - Артикул продается квадратными метрами.



INDEX



PRODUCT  
FINDER



SURFACE  
RANGE



COMPANY



COLLECTIONS



- 3D WALL
- CONCRETE & RESIN LOOK
- MARBLE LOOK
- STONE LOOK
- WOOD LOOK

LARGE SIZES



SLABS FOR  
COUNTERTOPS  
& FURNITURE



FURNITURE



FACADES



TECHNICAL  
SPECIFICATIONS





# Venti Boost


COLLECTION  
CATALOG



VIDEO



Floor Wall



## Porcelain Tiles PORCELAIN TILES - NON-RECTIFIED

Sizes 20x20 cm - 7 7/8" x 7 7/8" Thickness ± 9 mm Surface finish Matte R10 A



## Glazed Porcelain Tiles PORCELAIN TILES - NON-RECTIFIED

Sizes 20x20 cm - 7 7/8" x 7 7/8" Thickness ± 9 mm Surface finish Matte R9 A

INDEX

PRODUCT FINDER

SURFACE RANGE

COMPANY

COLLECTIONS

3D WALL  
CONCRETE & RESIN LOOK  
MARBLE LOOK  
STONE LOOK  
WOOD LOOK

LARGE SIZES

SLABS FOR COUNTERTOPS & FURNITURE

FURNITURE

FACADES

TECHNICAL SPECIFICATIONS



# Venti Boost

## Porcelain Tiles



Matte ± 9 mm



R10 A Matte ± 9 mm



V2 Slight Variation

Carpet 1 Warm, Carpet 2 Warm, Carpet 3 Warm, Carpet 1 Cold, Carpet 2 Cold, Carpet 3 Cold



V4 Substantial Variation

Mix Warm, Mix Cold

### MATTE SURFACE

Floor Wall



A3OD Venti Boost Warm  
20x20 - 7 1/8" x 7 1/8"



A3OF Venti Boost Mix Warm <sup>(1)</sup>  
20x20 - 7 1/8" x 7 1/8"

16 Patterns



A3OJ Venti Boost Carpet 1W  
20x20 - 7 1/8" x 7 1/8"



A3OK Venti Boost Carpet 2W  
20x20 - 7 1/8" x 7 1/8"




A3OL Venti Boost Carpet 3W  
20x20 - 7 1/8" x 7 1/8"

### MATTE SURFACE

Floor Wall




A3OC Venti Boost Cold  
20x20 - 7 1/8" x 7 1/8"




A3OE Venti Boost Mix Cold <sup>(1)</sup>  
20x20 - 7 1/8" x 7 1/8"

16 Patterns



A3OG Venti Boost Carpet 1C  
20x20 - 7 1/8" x 7 1/8"



A3OH Venti Boost Carpet 2C  
20x20 - 7 1/8" x 7 1/8"



A3OI Venti Boost Carpet 3C  
20x20 - 7 1/8" x 7 1/8"

INDEX



PRODUCT  
FINDER



SURFACE  
RANGE



COMPANY



COLLECTIONS



- 3D WALL
- CONCRETE & RESIN LOOK
- MARBLE LOOK
- STONE LOOK
- WOOD LOOK

LARGE SIZES



SLABS FOR  
COUNTERTOPS  
& FURNITURE



FURNITURE



FACADES



TECHNICAL  
SPECIFICATIONS



<sup>(1)</sup> Article composed of 16 different graphics, randomly mixed inside the boxes. - Articolo composto da 16 grafiche diverse, miscelate in modo casuale all'interno delle scatole. - Article composé de 16 graphismes différents, mélangés au hasard dans les boîtes. - Artikel mit 16 verschiedenen Grafiken, in den Schachteln nach dem Zufallsprinzip gemischt. - Artículo compuesto por 16 gráficos diferentes, mezclados en manera casual dentro a las cajas. - Артикул состоит из 16 различных рисунков, случайно перемешанных внутри коробок.



# Venti Boost

## Glazed Porcelain Tiles



Matte ± 9 mm



R9 A Matte ± 9 mm



V2 Slight Variation  
Classic Carpet 1, Classic Carpet 2, Classic Carpet 3,  
Blue Carpet 1, Blue Carpet 2, Blue Carpet 3



V4 Substantial Variation  
Classic Mix, Blue Mix


### MATTE SURFACE

Floor Wall



A3OM Venti Boost Classic Mix <sup>(1)</sup>  
20x20 - 7 7/8"x7 7/8"


20 Patterns



A3ON Venti Boost Classic Carpet 1  
20x20 - 7 7/8"x7 7/8"



A3OO Venti Boost Classic Carpet 2  
20x20 - 7 7/8"x7 7/8"



A3OP Venti Boost Classic Carpet 3  
20x20 - 7 7/8"x7 7/8"


### MATTE SURFACE

Floor Wall



A3OQ Venti Boost Blue Mix <sup>(1)</sup>  
20x20 - 7 7/8"x7 7/8"

20 Patterns



A3OR Venti Boost Blue Carpet 1  
20x20 - 7 7/8"x7 7/8"



A3OS Venti Boost Blue Carpet 2  
20x20 - 7 7/8"x7 7/8"



A3OT Venti Boost Blue Carpet 3  
20x20 - 7 7/8"x7 7/8"

INDEX



PRODUCT  
FINDER



SURFACE  
RANGE



COMPANY



COLLECTIONS



3D WALL  
CONCRETE & RESIN LOOK  
MARBLE LOOK  
STONE LOOK  
WOOD LOOK

LARGE SIZES



SLABS FOR  
COUNTERTOPS  
& FURNITURE



FURNITURE



FACADES



TECHNICAL  
SPECIFICATIONS




<sup>(1)</sup> Article composed of 20 different graphics, randomly mixed inside the boxes - Articolo composto da 20 grafiche diverse, miscelate in modo casuale all'interno delle scatole. - Article composé de 20 graphismes différents, mélangés au hasard dans les boîtes. - Artikel mit 20 verschiedenen Grafiken, in den Schachteln nach dem Zufallsprinzip gemischt. - Artículo compuesto por 20 gráficos diferentes, mezclados en manera casual dentro a las cajas. - Артикул состоит из 20 различных рисунков, случайно перемешанных внутри коробок.



# Marvel



- Floor
- Wall
- Decors
- Slabs for countertops and furniture
- Bathroom furniture
- Facades



## Porcelain Tiles RECTIFIED MONOCALIBER

Sizes	Thickness	Surface finish
160x160 cm - 63"x63"	± 6 mm	Polished   Matte <b>R9 A</b>
120x278 cm - 47 1/4"x109 1/2"	± 6 mm	Polished   Matte <b>R9 A</b>
120x240 cm - 47 1/4"x94 1/2"	± 9 mm	Polished
120x120 cm - 47 1/4"x47 1/4"	± 9 mm	Polished   Matte <b>Sensitech R10 B</b>
60x120 cm - 23 5/8"x47 1/4"	± 9 mm	Polished   Matte <b>Sensitech R10 B</b>
75x150 cm - 29 1/2"x59"	± 9 mm	Polished   Matte <b>Sensitech R10 B</b>
75x75 cm - 29 1/2"x29 1/2"	± 9 mm	Polished   Matte <b>Sensitech R10 B</b>
60x60 cm - 23 5/8"x23 5/8"	± 9 mm	Polished   Matte <b>Sensitech R10 B</b>
30x60 cm - 11 3/4"x23 5/8"	± 9 mm	Polished   Matte <b>Sensitech R10 B</b>


LARGE SIZES P. 304



160x320 cm - 63"x126"	± 6 mm	Polished   Silk   Matte <b>R9 A</b>
-----------------------	--------	-------------------------------------

### SLABS FOR COUNTERTOPS & FURNITURE

162x324 cm - 63 3/4"x127 1/2" NON-RECTIFIED	± 12-20 mm	Polished   Silk   Matte
159x324 cm - 62 5/8"x127 1/2" NON-RECTIFIED	± 20 mm	Polished   Matte



## Wall Tiles RECTIFIED MONOCALIBER

Sizes	Thickness	Surface finish
50x120 cm - 19 5/8"x47 1/4"	± 8,5 mm	Shiny
40x80 cm - 15 3/4"x31 1/2"	± 8,5 mm	Shiny
30,5x91,5 cm - 12"x36"	± 8,5 mm	Shiny
30,5x56 cm - 12"x22"	± 8,5 mm	Shiny
8x31,5 cm - 3 1/8"x12 3/8"	± 8,5 mm	Shiny

INDEX



PRODUCT  
FINDER



SURFACE  
RANGE



COMPANY



COLLECTIONS



3D WALL  
CONCRETE & RESIN LOOK  
MARBLE LOOK  
STONE LOOK  
WOOD LOOK

LARGE SIZES



SLABS FOR  
COUNTERTOPS  
& FURNITURE



FURNITURE



FACADES



TECHNICAL  
SPECIFICATIONS





# Marvel

## Porcelain Tiles



Polished ± 6 - 9 mm



V2 Slight Variation

### POLISHED SURFACE <sup>(1)</sup>

Floor Wall



± 6 mm  
**160x320 cm** - 63"x126"  
 AJKT Marvel Calacatta Extra Bookmatch Polished  
 AJS Marvel Calacatta Extra Polished  
 AO5U Marvel Calacatta Extra Polished Endless  
 AKFK Marvel Calacatta Extra Polished Kit Endless <sup>(2)</sup> <sup>(3)</sup>



± 6 mm  
**160x160 cm** - 63"x63"  
 AO51 Marvel Calacatta Extra Polished



± 6 mm  
**120x278 cm** - 47<sup>1</sup>/<sub>4</sub>"x109<sup>1</sup>/<sub>2</sub>"  
 AØBM Marvel Calacatta Extra Polished  
 AOTJ Marvel Calacatta Extra Bookmatch A Polished  
 AOTK Marvel Calacatta Extra Bookmatch B Polished  
 AOQD Marvel Grey Stone Polished  
 AOUB Marvel Calacatta Extra Endless Polished  
 A6DU Marvel Calacatta Extra Kit Endless Lp Polished <sup>(2)</sup> <sup>(3)</sup>



± 9 mm  
**120x240 cm** - 47<sup>1</sup>/<sub>4</sub>"x94<sup>1</sup>/<sub>2</sub>"  
 AY2N Marvel Calacatta Extra Polished  
 AY2O Marvel Grey Stone Polished



± 9 mm  
**120x120 cm** - 47<sup>1</sup>/<sub>4</sub>"x47<sup>1</sup>/<sub>4</sub>"  
 AY2R Marvel Calacatta Extra Polished  
 AY2S Marvel Grey Stone Polished



± 9 mm  
**60x120 cm** - 23<sup>5</sup>/<sub>8</sub>"x47<sup>1</sup>/<sub>4</sub>"  
 A21S Marvel Calacatta Extra Polished  
 A21H Marvel Grey Stone Polished



± 9 mm  
**75x150 cm** - 29<sup>1</sup>/<sub>2</sub>"x59"  
 A61F Marvel Calacatta Extra Polished  
 A7FN Marvel Grey Stone Polished  
 A7FM Marvel Champagne Onyx Polished



± 9 mm  
**75x75 cm** - 29<sup>1</sup>/<sub>2</sub>"x29<sup>1</sup>/<sub>2</sub>"  
 ADPV Marvel Calacatta Extra Polished  
 ADPX Marvel Moon Onyx Polished  
 ADPY Marvel Grey Stone Polished  
 ADPW Marvel Champagne Onyx Polished



± 9 mm  
**60x60 cm** - 23<sup>5</sup>/<sub>8</sub>"x23<sup>5</sup>/<sub>8</sub>"  
 7N3O Marvel Calacatta Extra Polished  
 7N3P Marvel Moon Onyx Polished  
 7N3T Marvel Grey Stone Polished  
 7N3Q Marvel Champagne Onyx Polished



± 9 mm  
**30x60 cm** - 11<sup>3</sup>/<sub>4</sub>"x23<sup>5</sup>/<sub>8</sub>"  
 DØ16 Marvel Calacatta Extra Polished  
 DØ17 Marvel Moon Onyx Polished  
 DØ21 Marvel Grey Stone Polished  
 DØ18 Marvel Champagne Onyx Polished



INDEX



PRODUCT FINDER



SURFACE RANGE



COMPANY



COLLECTIONS



- 3D WALL
- CONCRETE & RESIN LOOK
- MARBLE LOOK
- STONE LOOK
- WOOD LOOK

LARGE SIZES



SLABS FOR COUNTERTOPS & FURNITURE



FURNITURE



FACADES



TECHNICAL SPECIFICATIONS



<sup>(1)</sup> The glossy polished finish is suitable for residential or low-traffic commercial floors, where no anti-slip performance is required, and for walls. The polished glossy surface finish, surprisingly brilliant and bright, features slight irregularities typical of natural marble. The extraordinary brilliance and the easy cleaning of the surface are the result of in-depth research aimed at guaranteeing its durability over time. If the product is in direct contact with the outdoors, provide devices for absorbing moisture and dirt to prevent scratches. - La finitura lappata lucida è indicata per pavimenti residenziali o commerciali poco sollecitati, laddove non siano richieste prestazioni antiscivolo, e per rivestimenti. La finitura lappata lucida offre una superficie sorprendentemente brillante e specchiante, con lievi irregolarità tipiche dei marmi naturali. La straordinaria lucentezza e l'elevata pulibilità della superficie sono frutto di studi approfonditi e accurate ricerche tecniche volte a garantirne la persistenza nel tempo. Se il prodotto è a diretto contatto con l'esterno, prevedere dei dispositivi di assorbimento dell'umidità e della sporcizia per prevenire la formazione di graffi.

<sup>(2)</sup> Please read the notes at page 365



# Marvel

## Porcelain Tiles



### SILK SURFACE <sup>(1)</sup>

Floor Wall



± 6 mm  
**160x320 cm** - 63"x126"  
 AJKZ Marvel Calacatta Extra Bookmatch Silk  
 AJKY Marvel Calacatta Extra Silk  
 AJKX Marvel Grey Stone Silk

### MATTE SURFACE



± 6 mm  
**160x320 cm** - 63"x126"  
 AO5Y Marvel Calacatta Extra Endless  
 AKFM Marvel Calacatta Extra Kit Endless <sup>(2) (3)</sup>



± 6 mm  
**160x160 cm** - 63"x63"  
 AO54 Marvel Calacatta Extra



± 6 mm  
**120x278 cm** - 47 1/4"x109 1/2"  
 AØBT Marvel Calacatta Extra  
 A2RP Marvel Grey Stone



± 9 mm  
**120x120 cm** - 47 1/4"x47 1/4"  
 A2ØY Marvel Calacatta Extra  
 AEQY Marvel Grey Stone




± 9 mm  
**60x120 cm** - 23 5/8"x47 1/4"  
 A2Ø8 Marvel Calacatta Extra  
 A2Ø9 Marvel Grey Stone



± 9 mm  
**60x60 cm** - 23 5/8"x23 5/8"  
 7N3A Marvel Calacatta Extra  
 7N3B Marvel Moon Onyx  
 7N3F Marvel Grey Stone  
 7N3C Marvel Champagne Onyx



± 9 mm  
**30x60 cm** - 11 3/4"x23 5/8"  
 DØ95 Marvel Calacatta Extra  
 DØ96 Marvel Moon Onyx  
 D1ØØ Marvel Grey Stone  
 DØ97 Marvel Champagne Onyx



± 9 mm  
**75x150 cm** - 29 1/2"x59"  
 A7HX Marvel Calacatta Extra



± 9 mm  
**75x75 cm** - 29 1/2"x29 1/2"  
 ASCE Marvel Calacatta Extra  
 ASCF Marvel Moon Onyx  
 ASCJ Marvel Grey Stone  
 ASCG Marvel Champagne Onyx

### TRIM TILES P. 300

	Battiscopa		Gradino *	Scalino *		Scalino Ang.*	Battiscopa Sag. Scala *		Davanzale / Soglia *
	7,2x60 cm 2 7/8"x23 5/8"		30x60 cm 11 1/4"x23 5/8"	33x75 cm 13"x29 1/2"	33x60 cm 13"x23 5/8"	33x33 cm 13"x13"	7,2x30 cm 2 7/8"x11 1/4"		max 315x50 H.4 cm 124"x19 1/8" H.1 1/4"
	Matte	Polished	Matte	Matte	Matte	Matte	Matte		Matte
Calacatta Extra	ASLJ	AVXS	ASLQ	ASMZ	ASMN	ASMT	DX	SX	
Moon Onyx	ASLK	AVXT	ASLR	ASMØ	ASMO	ASMU	ASNC	ASNI	•
Champagne Onyx	ASLL	AVXU	ASLS	ASM1	ASMP	ASMV	ASND	ASNJ	•
Grey Stone	ASLO	AVXX	ASLV	ASM7	ASMS	ASMY	ASNE	ASNK	•
							ASNH	ASNN	•

\* These parts are supplied to order - I pezzi sono disponibili su ordinazione - Les pièces sont disponibles sur commande - Die Teile sind auf Bestellung lieferbar - Las piezas se hacen por encargo - Изготавливаются на заказ

<sup>(1)</sup> The silk finish is suitable for residential or low-traffic commercial floors, where no anti-slip performance is required. The surface's shine and great ease of cleaning are the result of in-depth studies and technical research aimed at ensuring its durability over time. If the product is in direct contact with the outdoors, moisture and dirt absorption devices must be used to prevent scratching. - La finitura silk è indicata per pavimenti residenziali o commerciali poco sollecitati, laddove non siano richieste prestazioni antiscivolo. La lucentezza e l'elevata facilità di pulizia della superficie sono frutto di studi approfonditi e accurate ricerche tecniche volte a garantirne la persistenza nel tempo. Se il prodotto è a diretto contatto con l'esterno, prevedere dei dispositivi di assorbimento dell'umidità e dello sporco per prevenire la formazione di graffi.

<sup>(2) (3)</sup> Please read the notes at page 365

Sensitech P.402



INDEX

PRODUCT FINDER

SURFACE RANGE

COMPANY

COLLECTIONS

- 3D WALL
- CONCRETE & RESIN LOOK
- MARBLE LOOK
- STONE LOOK
- WOOD LOOK

LARGE SIZES

SLABS FOR COUNTERTOPS & FURNITURE

FURNITURE

FACADES

TECHNICAL SPECIFICATIONS



# Marvel

## Porcelain Tiles

### DECOR RANGE




ASLC Marvel Calacatta Mosaico 3D<sup>(1)</sup>  
30x30 - 1 1/4" x 1 1/4"

ASLD Marvel Moon Mosaico 3D<sup>(1)</sup>  
30x30 - 1 1/4" x 1 1/4"

ASLH Marvel Grey Mosaico 3D<sup>(1)</sup>  
30x30 - 1 1/4" x 1 1/4"

ASLE Marvel Champagne Mosaico 3D<sup>(1)</sup>  
30x30 - 1 1/4" x 1 1/4"




ASK5 Marvel Calacatta Mosaico Matte  
30x30 - 1 1/4" x 1 1/4"

ASK6 Marvel Moon Mosaico Matte  
30x30 - 1 1/4" x 1 1/4"

ASLA Marvel Grey Mosaico Matte  
30x30 - 1 1/4" x 1 1/4"

ASK7 Marvel Champagne Mosaico Matte  
30x30 - 1 1/4" x 1 1/4"




ASMB Marvel Calacatta Mosaico Polished  
30x30 - 1 1/4" x 1 1/4"

ASMC Marvel Moon Mosaico Polished  
30x30 - 1 1/4" x 1 1/4"

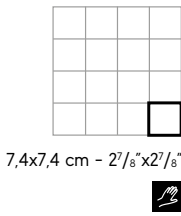
ASMG Marvel Grey Mosaico Polished  
30x30 - 1 1/4" x 1 1/4"

ASMD Marvel Champagne Mosaico Polished  
30x30 - 1 1/4" x 1 1/4"

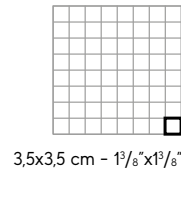


ASM9 Marvel Grey/Moon Greca Mosaico  
18,5x30 - 7 1/4" x 1 1/4"

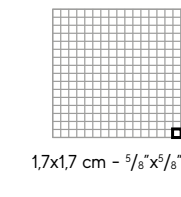
ASNB Marvel Grey/Moon Angolo Mosaico  
18,5x18,5 - 7 1/4" x 7 1/4"



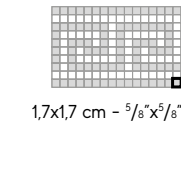
7,4x7,4 cm - 2 7/8" x 2 7/8"



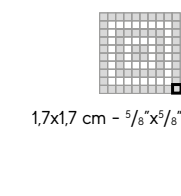
3,5x3,5 cm - 1 3/8" x 1 3/8"



1,7x1,7 cm - 5/8" x 5/8"



1,7x1,7 cm - 5/8" x 5/8"



1,7x1,7 cm - 5/8" x 5/8"

<sup>(1)</sup> Multi-thickness mosaic, close joint installation without grouting. - Mosaico multispessore, posa senza stuccatura a giunto unito. - Mosaïque multi-épaisseur, pose sans mastic avec joint nul. - Mosaik mit verschiedenen Stärken, fugenlose Verlegung ohne Mörtel. - Mosaico multiespesor, colocación sin mástique y sin juntas. - Мозаика разной толщины, укладка встык без затирки швов.

<sup>(2)</sup> The decoration can only be laid on the wall - Il decoro si può posare solo a rivestimento - Décor uniquement mural - Das Dekor kann nur an der Wand verlegt werden. La decoración se puede colocar únicamente en paredes - Декор может быть уложен только на стену.



INDEX

PRODUCT FINDER

SURFACE RANGE

COMPANY

COLLECTIONS

3D WALL  
CONCRETE & RESIN LOOK  
MARBLE LOOK  
STONE LOOK  
WOOD LOOK

LARGE SIZES

SLABS FOR COUNTERTOPS & FURNITURE

FURNITURE

FACADES

TECHNICAL SPECIFICATIONS



# Marvel

## Wall Tiles

### SHINY SURFACE

Wall



± 8,5 mm

50x120 cm - 19<sup>5</sup>/<sub>8</sub>"x47<sup>1</sup>/<sub>4</sub>"

A4ST Marvel Calacatta Extra



± 8,5 mm

40x80 cm - 15<sup>3</sup>/<sub>4</sub>"x31<sup>1</sup>/<sub>2</sub>"

8MVA Marvel Calacatta Extra

8MVC Marvel Champagne Onyx

8MVS Marvel Silver Dream



± 8,5 mm

30,5x91,5 cm - 12"x36"

AR5J Marvel Calacatta Extra

AR5L Marvel Moon Onyx

AR5N Marvel Silver Dream

AR5K Marvel Champagne Onyx



± 8,5 mm

30,5x56 cm - 12"x22"

9P5L Marvel Calacatta Extra

9P5M Marvel Moon Onyx

9P5S Marvel Silver Dream

9P5H Marvel Champagne Onyx



± 8,5 mm

8x31,5 cm - 3<sup>1</sup>/<sub>8</sub>"x12<sup>3</sup>/<sub>8</sub>"

LMKC Marvel Calacatta Extra Brick



V2 Slight Variation



CALACATTA EXTRA



CHAMPAGNE ONYX



MOON ONYX



SILVER DREAM

### DECOR RANGE



ASCC Marvel Moon Line  
30,5x91,5 - 12"x36"



ASCA Marvel Champagne Line  
30,5x91,5 - 12"x36"




ASEN Marvel Champagne Wave  
30,5x91,5 - 12"x36"




ASEK Marvel Greca Gold <sup>(1)</sup>  
7,8x30,5 - 3<sup>1</sup>/<sub>8</sub>"x12"




ASEM Marvel Greca A.E. <sup>(1)</sup>  
7,8x12 - 3<sup>1</sup>/<sub>8</sub>"x1<sup>1</sup>/<sub>2</sub>"




ASCM Marvel Calacatta Mosaic <sup>(2)</sup>  
30,5x30,5 - 12"x12"



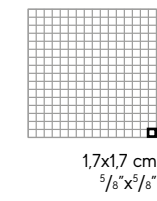
ASCO Marvel Moon Mosaic <sup>(2)</sup>  
30,5x30,5 - 12"x12"




ASCR Marvel Silver Mosaic <sup>(2)</sup>  
30,5x30,5 - 12"x12"




ASCN Marvel Champagne Mosaic <sup>(2)</sup>  
30,5x30,5 - 12"x12"



1,7x1,7 cm  
5/8"x5/8"



ASC1 Marvel Moon Damask <sup>(3)</sup>  
30,5x56 - 12"x22"



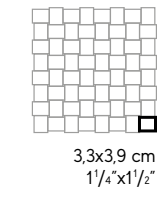
ASCØ Marvel Champagne Damask  
30,5x56 - 12"x22"



ASC4 Marvel Silver Stripe  
30,5x56 - 12"x22"



ASCV Marvel Silver Net Mosaic <sup>(2)</sup>  
30,5x30,5 - 12"x12"



3,3x3,9 cm  
1<sup>1</sup>/<sub>4</sub>"x1<sup>1</sup>/<sub>2</sub>"

<sup>(1)</sup> Contains gold. The use of a common mild detergent is recommended. Avoid using acidic or alkaline products, waxes, steel wool, or abrasives. - Parti in oro. Si consiglia l'utilizzo di un comune detergente neutro. Evitare l'utilizzo di prodotti acidi o alcalini, ceranti, pagliette di metallo o abrasive. - Parties dorées. Nous vous conseillons d'utiliser des détergents neutres courants. Éviter l'utilisation de cires et de produits acides ou alcalins, ainsi que les pailles métalliques ou abrasives - Teile aus Gold. Es empfiehlt sich, ein haushaltsübliches, neutrales Reinigungsmittel zu verwenden. Saure oder alkalische Produkte, Wachs sowie Metallwolle- bzw. Scheuerschwämme sind zu vermeiden. - Partes doradas. Recomendamos utilizar un detergente neutro común. Hay que evitar el uso de productos ácidos o alcalinos, ceras y estropajos de metal o abrasivos. - Золотые детали. Рекомендуется чистить обычным нейтральным моющим средством. Не рекомендуется использовать кислотные, щелочные, восковые средства, а также металлические мочалки.

<sup>(2)</sup> Matching with both sizes 30,5x91,5 and 30,5x56. - Abbinabili a entrambi i formati 30,5x91,5 e 30,5x56. - Combinables avec les deux formats 30,5x91,5 et 30,5x56. - Kombinierbar mit den beiden Formaten 30,5x91,5 und 30,5x56. Combinables con ambos formatos 30,5x91,5 y 30,5x56. - Сочетается с обоими форматами: 30,5x91,5 и 30,5x56.

<sup>(3)</sup> Also matching with Calacatta Extra. - Abbinabile anche al Calacatta Extra. - Combinable également avec Calacatta Extra. - Kombinierbar auch mit Calacatta Extra - Combinable también con Calacatta Extra. - Сочетается также с Calacatta Extra.

INDEX



PRODUCT FINDER



SURFACE RANGE



COMPANY



COLLECTIONS



3D WALL  
CONCRETE & RESIN LOOK  
MARBLE LOOK  
STONE LOOK  
WOOD LOOK

LARGE SIZES



SLABS FOR COUNTERTOPS & FURNITURE



FURNITURE



FACADES



TECHNICAL SPECIFICATIONS






# Marvel Dream



- Floor
- Wall
- Decors
- Slabs for countertops and furniture
- Bathroom furniture
- Facades



## Porcelain Tiles RECTIFIED MONOCALIBER

Sizes	Thickness	Surface finish
120x278 cm - 47 1/4" x 109 1/2"	± 6 mm	Polished   Matte <b>R9 A</b>
120x240 cm - 47 1/4" x 94 1/2"	± 9 mm	Polished
120x120 cm - 47 1/4" x 47 1/4"	± 9 mm	Polished   Matte <b>Sensitech R10 B</b>
60x120 cm - 23 5/8" x 47 1/4"	± 9 mm	Polished   Matte <b>Sensitech R10 B</b>
75x150 cm - 29 1/2" x 59"	± 9 mm	Polished   Matte <b>Sensitech R10 B</b>

LARGE SIZES P. 304

atlasPLAN

### SLABS FOR COUNTERTOPS & FURNITURE

162x324 cm - 63 3/4" x 127 1/2"	± 12 mm	Polished   Silk
---------------------------------	---------	-----------------

INDEX

PRODUCT FINDER

SURFACE RANGE

COMPANY

COLLECTIONS

- 3D WALL
- CONCRETE & RESIN LOOK
- MARBLE LOOK
- STONE LOOK
- WOOD LOOK

LARGE SIZES

SLABS FOR COUNTERTOPS & FURNITURE

FURNITURE

FACADES

TECHNICAL SPECIFICATIONS



# Marvel Dream

## Porcelain Tiles



Polished ± 6 - 9 mm



R10 B Matte Sensitech ± 9 mm



R9 A Matte ± 6 mm  
R10 B Matte Sensitech ± 9 mm



V2 Slight Variation  
Bianco Fantastico,  
Grigio Intenso,  
Black Atlantis



V3 Moderate Variation  
Ultramarine

### POLISHED SURFACE <sup>(1)</sup>



± 6 mm


120x278 cm - 47<sup>1</sup>/<sub>4</sub>"x109<sup>1</sup>/<sub>2</sub>"

AOSE Marvel Bianco Fantastico Polished

AOSF Marvel Grigio Intenso Polished

AOSG Marvel Black Atlantis Polished

AL2I Marvel Ultramarine Polished <sup>(2)</sup>



± 9 mm

120x240 cm - 47<sup>1</sup>/<sub>4</sub>"x94<sup>1</sup>/<sub>2</sub>"

AO3P Marvel Bianco Fantastico Polished

AO3R Marvel Black Atlantis Polished



± 9 mm

120x120 cm - 47<sup>1</sup>/<sub>4</sub>"x47<sup>1</sup>/<sub>4</sub>"

AL7N Marvel Bianco Fantastico Polished

AL7P Marvel Black Atlantis Polished



± 9 mm

60x120 cm - 23<sup>3</sup>/<sub>8</sub>"x47<sup>1</sup>/<sub>4</sub>"

A21J Marvel Bianco Fantastico Polished

A21I Marvel Black Atlantis Polished

Floor

Wall

### MATTE SURFACE



± 6 mm

120x278 cm - 47<sup>1</sup>/<sub>4</sub>"x109<sup>1</sup>/<sub>2</sub>"

A2RR Marvel Bianco Fantastico

A2RQ Marvel Black Atlantis



± 9 mm

120x120 cm - 47<sup>1</sup>/<sub>4</sub>"x47<sup>1</sup>/<sub>4</sub>"

A2Ø3 Marvel Bianco Fantastico

A2ØZ Marvel Black Atlantis



± 9 mm

60x120 cm - 23<sup>3</sup>/<sub>8</sub>"x47<sup>1</sup>/<sub>4</sub>"

A21B Marvel Bianco Fantastico

A21A Marvel Black Atlantis



Sensitech

± 9 mm


75x150 cm - 29<sup>1</sup>/<sub>2</sub>"x59"

A7HY Marvel Bianco Fantastico


A7H1 Marvel Black Atlantis




BIANCO FANTASTICO



GRIGIO INTENSO



BLACK ATLANTIS



ULTRAMARINE

<sup>(1)</sup> The glossy polished finish is suitable for residential or low-traffic commercial floors, where no anti-slip performance is required, and for walls. The polished glossy surface finish, surprisingly brilliant and bright, features slight irregularities typical of natural marble. The extraordinary brilliance and the easy cleaning of the surface are the result of in-depth research aimed at guaranteeing its durability over time. If the product is in direct contact with the outdoors, provide devices for absorbing moisture and dirt to prevent scratches. - La finitura lappata lucida è indicata per pavimenti residenziali o commerciali poco sollecitati, laddove non siano richieste prestazioni antiscivolo, e per rivestimenti. La finitura lappata lucida offre una superficie sorprendentemente brillante e specchiante, con lievi irregolarità tipiche dei marmi naturali. La straordinaria lucentezza e l'elevata pulibilità della superficie sono frutto di studi approfonditi e accurate ricerche tecniche volte a garantirne la persistenza nel tempo. Se il prodotto è a diretto contatto con l'esterno, prevedete dei dispositivi di assorbimento dell'umidità e della sporcizia per prevenire la formazione di graffi.

<sup>(2)</sup> Ultramarine 120x278 cm: glazed porcelain tiles - Ultramarine 120x278 cm: gres porcellanato smaltato - Ultramarine 120x278 cm: carreaux en grès cérame émaillé - Ultramarine 120x278 cm: glasierte Feinsteinzeugfliesen - Ultramarine 120x278 cm: mosaico de gres porcelánico esmaltado - Ultramarine 120x278 cm: глазурованный керамогранит.

INDEX



PRODUCT  
FINDER



SURFACE  
RANGE



COMPANY



COLLECTIONS



3D WALL  
CONCRETE & RESIN LOOK  
MARBLE LOOK  
STONE LOOK  
WOOD LOOK

LARGE SIZES



SLABS FOR  
COUNTERTOPS  
& FURNITURE



FURNITURE



FACADES



TECHNICAL  
SPECIFICATIONS





# Marvel Dream


## Porcelain Tiles

### DECOR RANGE



± 6 mm

AOU4 Marvel Bianco Fantastico  
Line Polished  
30,5x26 - 12"x10 1/4"




± 6 mm

AOU5 Marvel Grigio Intenso  
Line Polished  
30,5x26 - 12"x10 1/4"



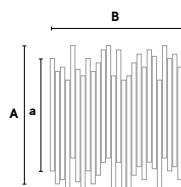
± 6 mm

AOU6 Marvel Black Atlantis  
Line Polished  
30,5x26 - 12"x10 1/4"



± 6 mm

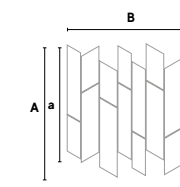
AOU7 Marvel Ultramarine  
Line Polished  
30,5x26 - 12"x10 1/4"




A 34 cm - 13 3/8"  
a 26 cm - 10 1/4"  
B 30,5 cm - 12"




AOQV Marvel Bianco  
Fantastico Liberty Polished  
31,8x26,1 - 12 1/2"x10 1/4"



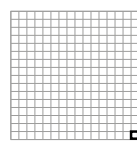
A 32,8 cm - 12 7/8"  
a 26,1 cm - 10 1/4"  
B 31,8 cm - 12 1/2"



AOJ8 Marvel Bianco Fantastico  
Mosaico Polished  
30x30 - 11 1/4"x11 1/4"



AOJB Marvel Black Atlantis  
Mosaico Polished  
30x30 - 11 1/4"x11 1/4"



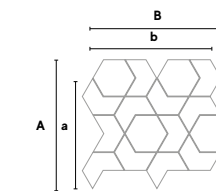
1,7x1,7 cm  
5/8"x5/8"



AOJV Marvel Bianco  
Fantastico Hex  
25,4x29,6 - 10"x11 1/8"




AOV1 Black  
Atlantis Hex  
25,4x29,6 - 10"x11 1/8"



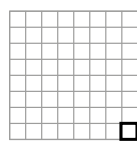
A 29,7 cm - 11 3/4"  
a 25,3 cm - 10"  
B 34,4 cm - 13 1/2"  
b 29,5 cm - 11 5/8"



AOJV Marvel Bianco Fantastico  
Mosaico Matte  
30x30 - 11 1/4"x11 1/4"



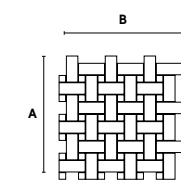
AOVI Marvel Black  
Atlantis Mosaico Matte  
30x30 - 11 1/4"x11 1/4"



3,5x3,5 cm  
1 1/8"x1 1/8"



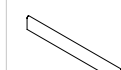
AOJV Marvel Bianco Fantastico  
Basket Weave Matte  
30,5x30,5 - 12"x12"  
Bianco Fantastico +  
Black Atlantis



A 30,5 cm - 12"  
B 30,5 cm - 12"

### TRIM TILES P. 300

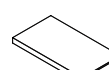
#### Battiscopa



7,2x150 cm  
2 7/8"x59"

Polished Matte

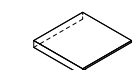
#### Scalino \*



37,5x150 cm  
14 1/4"x59"

Polished Matte

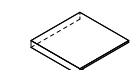
#### Scalino Ang.\*



37,5x37,5 cm  
14 1/4"x14 1/4"

Polished Matte

#### Scalin Ang.\*



33x33 cm  
13"x13"

Polished Matte

#### Battiscopa Sag. Scala \*



7,2x30 cm -  
2 7/8"x11 1/4"

Matte

#### Davanzale / Soglia \*



max 315x50 H 4 cm  
124"x19 1/8" H 1 1/8"

Matte

	Battiscopa		Scalino *		Scalino Ang.*		Scalin Ang.*				Battiscopa Sag. Scala *		Davanzale / Soglia *					
	Polished	Matte	Polished	Matte	Polished	Matte	Polished		Matte		Polished	Matte	DX	SX				
	AOWE	AOWA	AO7L	AO7H	-	-	SX	DX	SX	DX	-	-	AO9Z	AO9Y				
Bianco Fantastico	AOWE	AOWA	AO7L	AO7H	-	-	APAG	APAF	AO95	AO94	-	-	AO9Z	AO9Y	AO9T	AO9S	AOWL	AOWP
Black Atlantis	AOWH	AOWD	AO7O	AO7K	AO99	AO93	-	-	-	-	AO9X	AO9R	-	-	-	-	AOWO	AOWS

The decoration can only be laid on the wall - Il decoro si può posare solo a rivestimento - Décor uniquement mural - Das Dekor kann nur an der Wand verlegt werden  
La decoración se puede colocar únicamente en paredes - Декор может быть уложен только на стену.

\* These parts are supplied to order - I pezzi sono disponibili su ordinazione - Les pièces sont disponibles sur commande - Die Teile sind auf Bestellung lieferbar - Las piezas se hacen por encargo - Изготавливаются на заказ

INDEX



PRODUCT  
FINDER



SURFACE  
RANGE



COMPANY



COLLECTIONS



3D WALL  
CONCRETE & RESIN LOOK  
MARBLE LOOK  
STONE LOOK  
WOOD LOOK

LARGE SIZES



SLABS FOR  
COUNTERTOPS  
& FURNITURE



FURNITURE



FACADES



TECHNICAL  
SPECIFICATIONS





# Marvel Gala


COLLECTION  
CATALOG



VIDEO



- Floor
- Wall
- Decors
- Slabs for countertops and furniture
- Bathroom furniture
- Tables
- Facades



## Porcelain Tiles RECTIFIED MONOCALIBER

Sizes	Thickness	Surface finish
120x278 cm - 47 <sup>1</sup> / <sub>4</sub> "x109 <sup>1</sup> / <sub>2</sub> "	± 6 mm	Polished
120x120 cm - 47 <sup>1</sup> / <sub>4</sub> "x47 <sup>1</sup> / <sub>4</sub> "	± 9 mm	Polished
60x120 cm - 23 <sup>3</sup> / <sub>8</sub> "x47 <sup>1</sup> / <sub>4</sub> "	± 9 mm	Polished

LARGE SIZES P. 304

atlas <sup>PLAN</sup>	Thickness	Surface finish
160x320 cm - 63"x126"	± 6 mm	Polished

### SLABS FOR COUNTERTOPS & FURNITURE

162x324 cm - 63 <sup>3</sup> / <sub>4</sub> "x127 <sup>1</sup> / <sub>2</sub> " NON-RECTIFIED	± 12 - 20 mm	Polished   Silk
159x324 cm - 62 <sup>5</sup> / <sub>8</sub> "x127 <sup>1</sup> / <sub>2</sub> " NON-RECTIFIED	± 20 mm	Polished

INDEX



PRODUCT  
FINDER



SURFACE  
RANGE



COMPANY



COLLECTIONS



- 3D WALL
- CONCRETE & RESIN LOOK
- MARBLE LOOK
- STONE LOOK
- WOOD LOOK

LARGE SIZES



SLABS FOR  
COUNTERTOPS  
& FURNITURE



FURNITURE



FACADES



TECHNICAL  
SPECIFICATIONS





# Marvel Gala

## Porcelain Tiles



Polished ± 6 - 9 mm



V3 Moderate Variation

Floor Wall

### POLISHED SURFACE <sup>(1)</sup>



± 6 mm

160x320 cm - 63"x126"

- AJKV Marvel Crystal White Bookmatch Polished
- AJKU Marvel Crystal White Polished
- AJKH Marvel Desert Soul Bookmatch Polished
- AJKG Marvel Desert Soul Polished
- AJRQ Marvel Exotic Green Bookmatch Polished
- AJRP Marvel Exotic Green Polished



± 6 mm

120x278 cm - 47 1/4"x109 1/2"

- AFXU Marvel Exotic Green Polished
- AFXV Marvel Desert Soul Polished
- AFXW Marvel Crystal White Polished
- AFXX Marvel Amazonite Polished
- AFXY Marvel Calacatta Black Polished



± 9 mm

120x120 cm - 47 1/4"x47 1/4"

- ABKA Marvel Exotic Green Polished
- AFXM Marvel Desert Soul Polished
- AFXN Marvel Crystal White Polished
- ABKB Marvel Amazonite Polished
- AFXO Marvel Calacatta Black Polished



± 9 mm

60x120 cm - 23 5/8"x47 1/4"

- AFXP Marvel Exotic Green Polished
- AFXQ Marvel Desert Soul Polished
- AFXR Marvel Crystal White Polished
- AFXS Marvel Amazonite Polished
- AFXT Marvel Calacatta Black Polished



CRYSTAL WHITE




DESERT SOUL



AMAZONITE



EXOTIC GREEN



CALACATTA BLACK

<sup>(1)</sup> The glossy polished finish is suitable for residential or low-traffic commercial floors, where no anti-slip performance is required, and for walls. The polished glossy surface finish, surprisingly brilliant and bright, features slight irregularities typical of natural marble. The extraordinary brilliance and the easy cleaning of the surface are the result of in-depth research aimed at guaranteeing its durability over time. If the product is in direct contact with the outdoors, provide devices for absorbing moisture and dirt to prevent scratches. - La finitura lappata lucida è indicata per pavimenti residenziali o commerciali poco sollecitati, laddove non siano richieste prestazioni antiscivolo, e per rivestimenti. La finitura lappata lucida offre una superficie sorprendentemente brillante e specchiante, con lievi irregolarità tipiche dei marmi naturali. La straordinaria lucentezza e l'elevata pulibilità della superficie sono frutto di studi approfonditi e accurate ricerche tecniche volte a garantirne la persistenza nel tempo. Se il prodotto è a diretto contatto con l'esterno, prevedere dei dispositivi di assorbimento dell'umidità e della sporcizia per prevenire la formazione di graffi.

INDEX



PRODUCT FINDER



SURFACE RANGE



COMPANY



COLLECTIONS



- 3D WALL
- CONCRETE & RESIN LOOK
- MARBLE LOOK
- STONE LOOK
- WOOD LOOK

LARGE SIZES



SLABS FOR COUNTERTOPS & FURNITURE



FURNITURE



FACADES



TECHNICAL SPECIFICATIONS





# Marvel Gems



Floor Wall



## Porcelain Tiles RECTIFIED MONOCALIBER

MATTE SURFACE

Floor Wall

**Sensitech**  
 ± 9 mm  
 60x60 cm - 23<sup>5</sup>/<sub>8</sub>"x23<sup>5</sup>/<sub>8</sub>"  
 ATW3 Marvel Terrazzo White  
 ATW4 Marvel Terrazzo Pearl  
 ATW5 Marvel Terrazzo Cream  
 ATW6 Marvel Terrazzo Grey  
 ATW7 Marvel Terrazzo Black



TRIM TILES P. 300	Battiscopa	Gradino *	Scalino *	Scalino Ang. *	Davanzale / Soglia *
	7,2x60 cm 2 <sup>7</sup> / <sub>8</sub> "x23 <sup>5</sup> / <sub>8</sub> "	Digitale 4,6x60 cm 1 <sup>7</sup> / <sub>4</sub> "x23 <sup>5</sup> / <sub>8</sub> "	30x60 cm 11 <sup>3</sup> / <sub>4</sub> "x23 <sup>5</sup> / <sub>8</sub> "	33x60 cm 13"x23 <sup>5</sup> / <sub>8</sub> "	max 315x50 H.4 cm 124"x19 <sup>1</sup> / <sub>8</sub> " H.1 <sup>5</sup> / <sub>8</sub> "
	Matte	Matte	Matte	Matte	Matte
Terrazzo White	AT9M	AT9H	AUDB	AT9R	AS8Y
Terrazzo Pearl	AT9N	AT9I	AUDC	AT9T	AS8Z
Terrazzo Cream	AT9O	AT9J	AUDD	AT9U	AS8Ø
Terrazzo Grey	AT9P	AT9K	AUDE	AT9V	AS81
Terrazzo Black	AT9Q	AT9L	AUDF	AT9W	AS82

\* These parts are supplied to order - I pezzi sono disponibili su ordinazione - Les pièces sont disponibles sur commande - Die Teile sind auf Bestellung lieferbar - Las piezas se hacen por encargo - Изготавливаются на заказ

**Sensitech** P.402

INDEX ≡

PRODUCT FINDER >

SURFACE RANGE >

COMPANY >

COLLECTIONS >

3D WALL  
 CONCRETE & RESIN LOOK  
 MARBLE LOOK  
 STONE LOOK  
 WOOD LOOK

LARGE SIZES >

SLABS FOR COUNTERTOPS & FURNITURE >

FURNITURE >

FACADES >

TECHNICAL SPECIFICATIONS >



# Marvel Meraviglia

Diamond decor designed by **Zaha Hadid Architects**


COLLECTION  
CATALOG



VIDEO



- Floor
- Wall
- Decors
- Outdoor
- Slabs for countertops and furniture
- Bathroom furniture
- Tables
- Facades



## Porcelain Tiles RECTIFIED MONOCALIBER

Sizes	Thickness	Surface finish
120x278 cm - 47 <sup>1</sup> / <sub>4</sub> "x109 <sup>1</sup> / <sub>2</sub> "	± 6 mm	Polished
120x240 cm - 47 <sup>1</sup> / <sub>4</sub> "x94 <sup>1</sup> / <sub>2</sub> "	± 9 mm	Polished
120x120 cm - 47 <sup>1</sup> / <sub>4</sub> "x47 <sup>1</sup> / <sub>4</sub> "	± 9 mm	Polished   Velvet
75x150 cm - 29 <sup>1</sup> / <sub>2</sub> "x59"	± 9 mm	Polished
75x75 cm - 29 <sup>1</sup> / <sub>2</sub> "x29 <sup>1</sup> / <sub>2</sub> "	± 9 mm	Polished
60x120 cm - 23 <sup>3</sup> / <sub>8</sub> "x47 <sup>1</sup> / <sub>4</sub> "	± 6 mm	Polished
60x120 cm - 23 <sup>3</sup> / <sub>8</sub> "x47 <sup>1</sup> / <sub>4</sub> "	± 9 mm	Polished   Velvet Matte <b>Sensitech R10 B</b> Hammered Matte <b>Sensitech R10 B</b>
60x60 cm - 23 <sup>3</sup> / <sub>8</sub> "x23 <sup>3</sup> / <sub>8</sub> "	± 9 mm	Polished   Matte <b>Sensitech R10 B</b>
30x60 cm - 11 <sup>3</sup> / <sub>4</sub> "x23 <sup>3</sup> / <sub>8</sub> "	± 9 mm	Polished   Matte <b>Sensitech R10 B</b>

LARGE SIZES P. 304

### OUTDOOR AND WET AREAS

60x120 cm - 23 <sup>3</sup> / <sub>8</sub> "x47 <sup>1</sup> / <sub>4</sub> "	± 20 mm	Hammered Outdoor <b>Sensitech R11 C</b>
---	---------	---

### atlasPLAN

160x320 cm - 63"x126"	± 6 mm	Polished   Matte <b>R9 A</b>
-----------------------	--------	------------------------------

### SLABS FOR COUNTERTOPS & FURNITURE

162x324 cm - 63 <sup>3</sup> / <sub>4</sub> "x127 <sup>1</sup> / <sub>2</sub> " NON-RECTIFIED	± 12 mm	Polished   Silk
159x324 cm - 62 <sup>5</sup> / <sub>8</sub> "x127 <sup>1</sup> / <sub>2</sub> " NON-RECTIFIED	± 20 mm	Polished   Matte

INDEX



PRODUCT  
FINDER



SURFACE  
RANGE



COMPANY



COLLECTIONS



3D WALL  
CONCRETE & RESIN LOOK  
MARBLE LOOK  
STONE LOOK  
WOOD LOOK

LARGE SIZES



SLABS FOR  
COUNTERTOPS  
& FURNITURE



FURNITURE



FACADES



TECHNICAL  
SPECIFICATIONS





# Marvel Meraviglia

## Porcelain Tiles



### POLISHED SURFACE <sup>(1)</sup>

Floor Wall



**± 6 mm**  
**160x320 cm** - 63"x126"  
 AJRT Marvel Calacatta Bernini Polished  
 AJRU Marvel Calacatta Bernini Bookmatch Polished  
 AJG9 Marvel Calacatta Meraviglia Polished Endless  
 AKFI Marvel Calacatta Meraviglia Polished Kit Endless <sup>(2) (3)</sup>  
 AJJ9 Marvel Calacatta Meraviglia Polished  
 AJKA Marvel Calacatta Meraviglia Bookmatch Polished



**± 6 mm**  
**120x278 cm** - 47 1/4"x109 1/2"  
 AJH2 Marvel Calacatta Meraviglia Polished  
 AJH3 Marvel Calacatta Bernini Polished  
 AJH4 Marvel Silver Majestic Polished  
 AJH5 Marvel Grigio Elegante Polished  
 AJH6 Marvel Black Origin Polished  
 AKF8 Marvel Calacatta Meraviglia Polished Kit Endless <sup>(2) (3)</sup>  
 AKF9 Marvel Calacatta Bernini Polished Kit Endless <sup>(2) (3)</sup>  
 AKQU Marvel Silver Majestic Polished Kit Endless <sup>(2) (3)</sup>  
 AKQV Marvel Grigio Elegante Polished Kit Endless <sup>(2) (3)</sup>  
 AKQW Marvel Black Origin Polished Kit Endless <sup>(2) (3)</sup>



**± 6 mm**  
**60x120 cm** - 23 5/8"x47 1/4"  
 AKHM Marvel Calacatta Meraviglia Polished  
 AKHN Marvel Calacatta Bernini Polished  
 AKPF Marvel Black Origin Polished  
 AKHO Marvel Grigio Elegante Polished  
 ALSL Marvel Silver Majestic Polished



**± 9 mm**  
**120x240 cm** - 47 1/4"x94 1/2"  
 AJH7 Marvel Calacatta Meraviglia Polished  
 AJH8 Marvel Calacatta Bernini Polished  
 AJH9 Marvel Silver Majestic Polished  
 AJIA Marvel Grigio Elegante Polished  
 AJIB Marvel Black Origin Polished



**± 9 mm**  
**120x120 cm** - 47 1/4"x47 1/4"  
 AJIC Marvel Calacatta Meraviglia Polished  
 AJID Marvel Calacatta Bernini Polished  
 AJIE Marvel Silver Majestic Polished  
 AJIF Marvel Grigio Elegante Polished  
 AJIG Marvel Black Origin Polished



**± 9 mm**  
**60x120 cm** - 23 5/8"x47 1/4"  
 AJAN Marvel Calacatta Meraviglia Polished  
 AJHU Marvel Calacatta Bernini Polished  
 AJHV Marvel Silver Majestic Polished  
 AJHW Marvel Grigio Elegante Polished  
 AJHX Marvel Black Origin Polished



**± 9 mm**  
**60x60 cm** - 23 5/8"x23 5/8"  
 AJI5 Marvel Calacatta Meraviglia Polished  
 AJI6 Marvel Calacatta Bernini Polished  
 AJI7 Marvel Silver Majestic Polished  
 AJI8 Marvel Grigio Elegante Polished  
 AJI9 Marvel Black Origin Polished





**± 9 mm**  
**30x60 cm** - 11 3/4"x23 5/8"  
 AJJF Marvel Calacatta Meraviglia Polished  
 AJJG Marvel Calacatta Bernini Polished  
 AJJH Marvel Silver Majestic Polished  
 AJJI Marvel Grigio Elegante Polished  
 AJJJ Marvel Black Origin Polished



**± 9 mm**  
**75x150 cm** - 29 1/2"x59"  
 AJEQ Marvel Calacatta Meraviglia Polished  
 AJHY Marvel Calacatta Bernini Polished  
 AJHZ Marvel Silver Majestic Polished  
 AJHØ Marvel Grigio Elegante Polished  
 AJH1 Marvel Black Origin Polished



**± 9 mm**  
**75x75 cm** - 29 1/2"x29 1/2"  
 AJIØ Marvel Calacatta Meraviglia Polished  
 AJI1 Marvel Calacatta Bernini Polished  
 AJI2 Marvel Silver Majestic Polished  
 AJI3 Marvel Grigio Elegante Polished  
 AJI4 Marvel Black Origin Polished



<sup>(1)</sup> The Polished and Velvet finishes are suitable for residential or low-traffic commercial floors, where no anti-slip performance is required. If the product is in direct contact with the outdoors, moisture and dirt absorption devices must be used to prevent scratching. The glossy Polished finish offers a surprisingly bright, mirrored surface with slight irregularities typical of natural marbles. The surface's shine and great ease of cleaning are the result of in-depth studies and technical research aimed at ensuring its durability over time. The Velvet surface replicates the effect of semi-polished marble. It has a velvety touch and silky highlights. The natural character of the surface is highlighted by areas of different opacity perceptible in oblique or reflected light. - Le finiture Lappata e Velvet sono indicate per pavimenti residenziali o commerciali poco sollecitati, laddove non siano richieste prestazioni antiscivolo. Se il prodotto è a diretto contatto con l'esterno, prevedere dei dispositivi di assorbimento dell'umidità e dello sporco per prevenire la formazione di graffi. La finitura Lappata lucida offre una superficie sorprendentemente brillante e specchiante, con lievi irregolarità tipiche dei marmi naturali. La lucentezza e l'elevata facilità di pulizia della superficie sono frutto di studi approfonditi e accurate ricerche tecniche volte a garantirne la persistenza nel tempo. La superficie Velvet replica l'effetto di un marmo levigato. Si distingue per la mano vellutata e per i riflessi semi-opachi. La naturalezza della superficie è evidenziata da zone di diversa opacità percettibili in luce radente o riflessa.

<sup>(2) (3)</sup> Please read the notes at page 365

INDEX



PRODUCT FINDER



SURFACE RANGE



COMPANY



COLLECTIONS



3D WALL  
 CONCRETE & RESIN LOOK  
 MARBLE LOOK  
 STONE LOOK  
 WOOD LOOK

LARGE SIZES



SLABS FOR COUNTERTOPS & FURNITURE



FURNITURE



FACADES










TECHNICAL SPECIFICATIONS





# Marvel Meraviglia

## Porcelain Tiles

 <b>R9 A</b> Matte ± 6 mm	 V3 Moderate Variation
 <b>R10 B</b> Matte <b>Sensitech</b> ± 9 mm	
 <b>R10 B</b> Hammered Matte <b>Sensitech</b> ± 9 mm	
 <b>R11 C</b> Hammered Outdoor <b>Sensitech</b> ± 20 mm	
 <b>M</b> Matte ± 9 mm Velvet ± 9 mm MEDIUM TRAFFIC	 <b>H</b> Matte <b>Sensitech</b> ± 9 mm Hammered Matte <b>Sensitech</b> ± 9 mm Hammered Outdoor <b>Sensitech</b> ± 20 mm HEAVY TRAFFIC

Floor Wall

### VELVET SURFACE <sup>(1)</sup>



**Velvetech**

± 9 mm

**120x120 cm** - 47<sup>1</sup>/<sub>4</sub>"x47<sup>1</sup>/<sub>4</sub>"

- AJII Marvel Calacatta Meraviglia Velvet
- AJJJ Marvel Calacatta Bernini Velvet
- AJKK Marvel Silver Majestic Velvet
- AJLL Marvel Grigio Elegante Velvet
- AJIM Marvel Black Origin Velvet



**Velvetech**

± 9 mm

**60x120 cm** - 23<sup>5</sup>/<sub>8</sub>"x47<sup>1</sup>/<sub>4</sub>"

- AJGJ Marvel Calacatta Meraviglia Velvet
- AJGK Marvel Calacatta Bernini Velvet
- AJGL Marvel Silver Majestic Velvet
- AJLR Marvel Grigio Elegante Velvet
- AJGN Marvel Black Origin Velvet

### MATTE SURFACE



atlasPLAN

± 6 mm

**160x320 cm** - 63"x126"

- AJSZ Marvel Calacatta Meraviglia Endless
- AKFJ Marvel Calacatta Meraviglia Kit Endless <sup>(2) (3)</sup>



**Sensitech**

± 9 mm

**60x120 cm** - 23<sup>5</sup>/<sub>8</sub>"x47<sup>1</sup>/<sub>4</sub>"

- AJIR Marvel Calacatta Meraviglia
- AJIS Marvel Calacatta Bernini
- AJIT Marvel Silver Majestic
- AJIU Marvel Grigio Elegante
- AJIV Marvel Black Origin



**Sensitech**

± 9 mm

**60x60 cm** - 23<sup>5</sup>/<sub>8</sub>"x23<sup>5</sup>/<sub>8</sub>"

- AJJA Marvel Calacatta Meraviglia
- AJJB Marvel Calacatta Bernini
- AJJC Marvel Silver Majestic
- AJJD Marvel Grigio Elegante
- AJJE Marvel Black Origin



**Sensitech**

± 9 mm

**30x60 cm** - 11<sup>3</sup>/<sub>4</sub>"x23<sup>5</sup>/<sub>8</sub>"

- AJJK Marvel Calacatta Meraviglia
- AJLJ Marvel Calacatta Bernini
- AJLM Marvel Silver Majestic
- AJLN Marvel Grigio Elegante
- AJLO Marvel Black Origin

### HAMMERED MATTE SURFACE



**Sensitech**

± 9 mm

**60x120 cm** - 23<sup>5</sup>/<sub>8</sub>"x47<sup>1</sup>/<sub>4</sub>"

- AJIX Marvel Calacatta Meraviglia Hammered
- AJJU Marvel Calacatta Bernini Hammered
- AJJY Marvel Grigio Elegante Hammered

### HAMMERED OUTDOOR ± 20 mm



**Sensitech**

± 20 mm

**60x120 cm** - 23<sup>5</sup>/<sub>8</sub>"x47<sup>1</sup>/<sub>4</sub>"

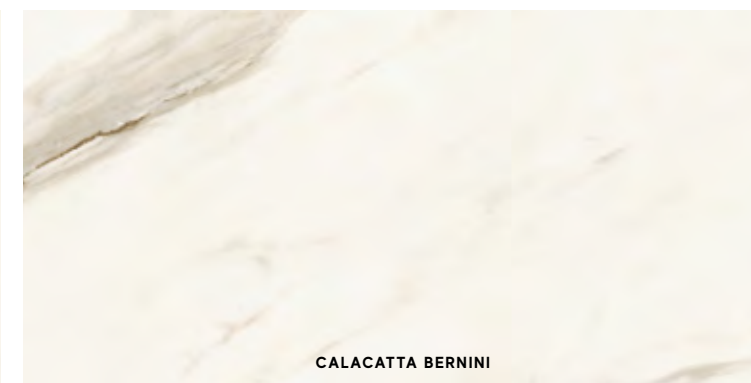
- AJPQ Marvel Calacatta Meraviglia Hammered Outdoor
- AJPR Marvel Calacatta Bernini Hammered Outdoor
- AJPS Marvel Grigio Elegante Hammered Outdoor

Outdoor

VELVET/MATTE



CALACATTA MERAVIGLIA



CALACATTA BERNINI



SILVER MAJESTIC

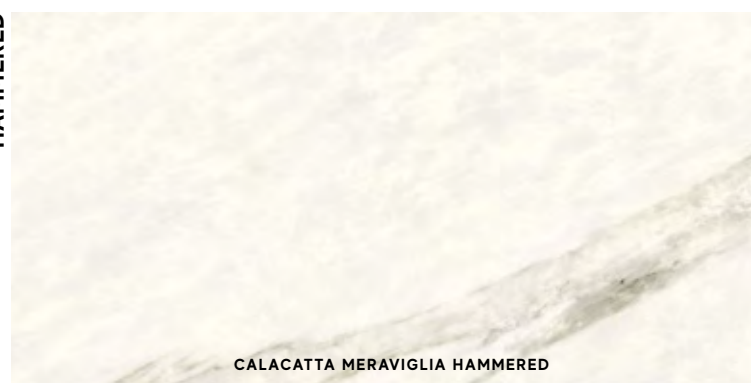


GRIGIO ELEGANTE

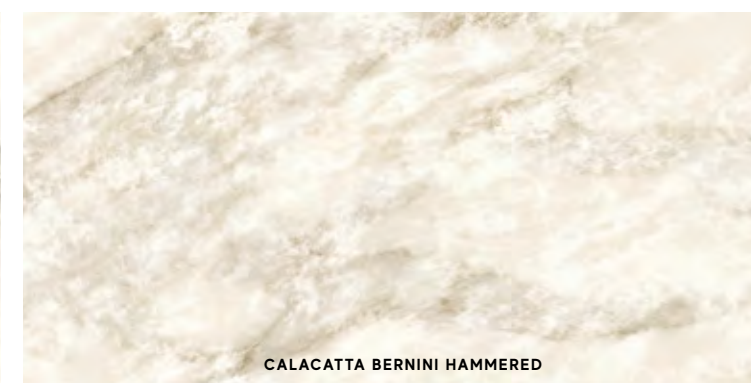


BLACK ORIGIN

HAMMERED



CALACATTA MERAVIGLIA HAMMERED



CALACATTA BERNINI HAMMERED



GRIGIO ELEGANTE HAMMERED

<sup>(1)</sup> The Polished and Velvet finishes are suitable for residential or low-traffic commercial floors, where no anti-slip performance is required. If the product is in direct contact with the outdoors, moisture and dirt absorption devices must be used to prevent scratching. The glossy Polished finish offers a surprisingly bright, mirrored surface with slight irregularities typical of natural marbles. The surface's shine and great ease of cleaning are the result of in-depth studies and technical research aimed at ensuring its durability over time. The Velvet surface replicates the effect of semi-polished marble. It has a velvety touch and silky highlights. The natural character of the surface is highlighted by areas of different opacity perceptible in oblique or reflected light. - Le finiture Lappata e Velvet sono indicate per pavimenti residenziali o commerciali poco sollecitati, laddove non siano richieste prestazioni antiscivolo. Se il prodotto è a diretto contatto con l'esterno, prevedere dei dispositivi di assorbimento dell'umidità e dello sporco per prevenire la formazione di graffi. La finitura Lappata lucida offre una superficie sorprendentemente brillante e specchiante, con lievi irregolarità tipiche dei marmi naturali. La lucentezza e l'elevata facilità di pulizia della superficie sono frutto di studi approfonditi e accurate ricerche tecniche volte a garantire la persistenza nel tempo. La superficie Velvet replica l'effetto di un marmo levigato. Si distingue per la mano vellutata e per i riflessi semi-opachi. La naturalezza della superficie è evidenziata da zone di diversa opacità percettibili in luce radente o riflessa.

INDEX



PRODUCT FINDER



SURFACE RANGE



COMPANY



COLLECTIONS



- 3D WALL
- CONCRETE & RESIN LOOK
- MARBLE LOOK
- STONE LOOK
- WOOD LOOK

LARGE SIZES



SLABS FOR COUNTERTOPS & FURNITURE



FURNITURE



FACADES



TECHNICAL SPECIFICATIONS





# Marvel Meraviglia

## Porcelain Tiles

### DECOR RANGE

mod A

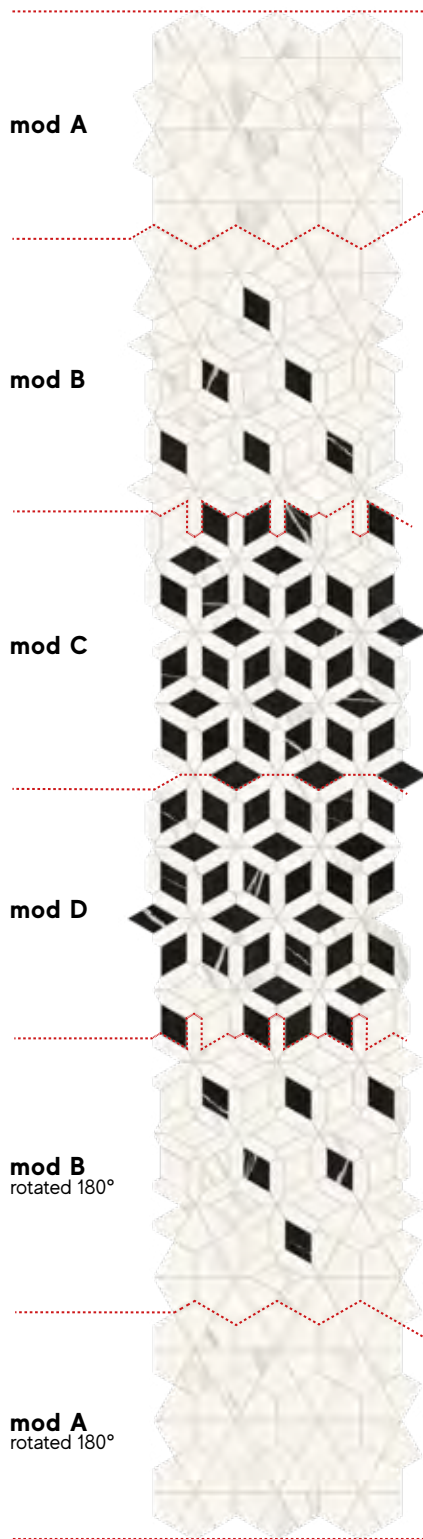
mod B

mod C

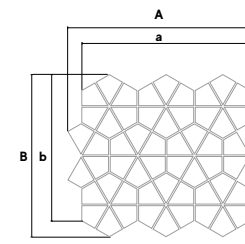
mod D

mod B  
rotated 180°

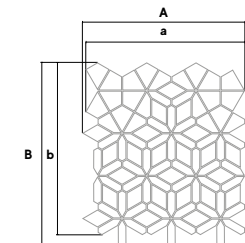
mod A  
rotated 180°



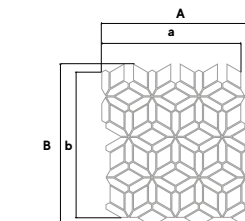
Decor designed by  
**Zaha Hadid Architects**



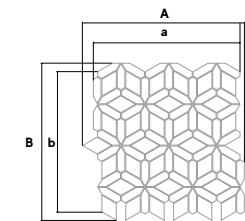
**mod A**  
A 50,5 cm - 19<sup>7</sup>/<sub>8</sub>"  
a 46,6 cm - 18<sup>3</sup>/<sub>8</sub>"  
B 44,8 cm - 17<sup>7</sup>/<sub>8</sub>"  
b 40,3 cm - 15<sup>7</sup>/<sub>8</sub>"



**mod B**  
A 50,5 cm - 19<sup>7</sup>/<sub>8</sub>"  
a 46,6 cm - 18<sup>3</sup>/<sub>8</sub>"  
B 58,3 cm - 23"  
b 51,9 cm - 20<sup>3</sup>/<sub>8</sub>"



**mod C**  
A 52,9 cm - 20<sup>7</sup>/<sub>8</sub>"  
a 46,6 cm - 18<sup>3</sup>/<sub>8</sub>"  
B 54,2 cm - 21<sup>1</sup>/<sub>8</sub>"  
b 49,8 cm - 19<sup>5</sup>/<sub>8</sub>"



**mod D**  
A 52,9 cm - 20<sup>7</sup>/<sub>8</sub>"  
a 46,6 cm - 18<sup>3</sup>/<sub>8</sub>"  
B 54,2 cm - 21<sup>1</sup>/<sub>8</sub>"  
b 49,3 cm - 19<sup>5</sup>/<sub>8</sub>"

AJQ6 Marvel Calacatta Meraviglia  
Diamond Polished  
46,6x284,6 - 18<sup>3</sup>/<sub>8</sub>"x112"

Calacatta Meraviglia + Black Origin

AJQ8 Marvel Black Origin  
Diamond Polished  
46,6x284,6 - 18<sup>3</sup>/<sub>8</sub>"x112"

Black Origin + Calacatta Meraviglia

AJQ7 Marvel Silver Majestic  
Diamond Polished  
46,6x284,6 - 18<sup>3</sup>/<sub>8</sub>"x112"

Silver Majestic + Black Origin

Diamond designed by ZHA consists of six modules in a box. The mosaic covers a height of 2.85 m, but it's possible to lengthen the composition for larger areas by using the Hexagon mosaic, which corresponds to Module A. For an optimal aesthetic result, it's recommended to lay the product keeping the color transition of the tiles in the center of the composition. - Diamond designed by ZHA è composto da sei moduli contenuti in una scatola. Il mosaico ricopre un'altezza di 2.85 mt, ma è possibile allungare la composizione per superfici più estese utilizzando il mosaico Hexagon, che corrisponde al modulo A. Per un risultato estetico ottimale si consiglia di posare il prodotto mantenendo la transizione di colore delle tessere al centro della composizione.



© Copyright Zaha Hadid Limited 2023 manufactured by Ceramiche Atlas Concorde under license from Zaha Hadid Limited.

INDEX



PRODUCT  
FINDER



SURFACE  
RANGE



COMPANY



COLLECTIONS



3D WALL  
CONCRETE & RESIN LOOK  
MARBLE LOOK  
STONE LOOK  
WOOD LOOK

LARGE SIZES



SLABS FOR  
COUNTERTOPS  
& FURNITURE



FURNITURE



FACADES



TECHNICAL  
SPECIFICATIONS





# Marvel Meraviglia

## DECOR RANGE



AJQY Marvel Calacatta Meraviglia  
Hexagon<sup>®</sup> Polished  
40,3x46,6 - 15<sup>7</sup>/<sub>8</sub>"x18<sup>3</sup>/<sub>8</sub>"




AJQZ Marvel Calacatta Bernini  
Hexagon<sup>®</sup> Polished  
40,3x46,6 - 15<sup>7</sup>/<sub>8</sub>"x18<sup>3</sup>/<sub>8</sub>"




AJQØ Marvel Silver Majestic  
Hexagon<sup>®</sup> Polished  
40,3x46,6 - 15<sup>7</sup>/<sub>8</sub>"x18<sup>3</sup>/<sub>8</sub>"




AJQ1 Marvel Grigio Elegante  
Hexagon<sup>®</sup> Polished  
40,3x46,6 - 15<sup>7</sup>/<sub>8</sub>"x18<sup>3</sup>/<sub>8</sub>"



AJQ2 Marvel Black Origin  
Hexagon<sup>®</sup> Polished  
40,3x46,6 - 15<sup>7</sup>/<sub>8</sub>"x18<sup>3</sup>/<sub>8</sub>"




AJP8 Marvel Calacatta Meraviglia  
Mosaico Matte Sensitech  
30x30 - 11<sup>1</sup>/<sub>4</sub>"x11<sup>1</sup>/<sub>4</sub>"




AJP9 Marvel Calacatta Bernini  
Mosaico Matte Sensitech  
30x30 - 11<sup>1</sup>/<sub>4</sub>"x11<sup>1</sup>/<sub>4</sub>"



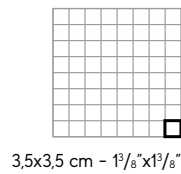
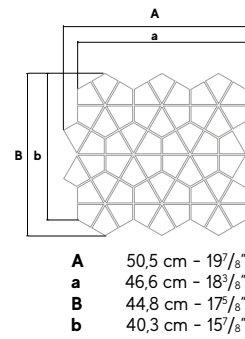
AJQA Marvel Silver Majestic  
Mosaico Matte Sensitech  
30x30 - 11<sup>1</sup>/<sub>4</sub>"x11<sup>1</sup>/<sub>4</sub>"




AJQB Marvel Grigio Elegante  
Mosaico Matte Sensitech  
30x30 - 11<sup>1</sup>/<sub>4</sub>"x11<sup>1</sup>/<sub>4</sub>"




AJQC Marvel Black Origin  
Mosaico Matte Sensitech  
30x30 - 11<sup>1</sup>/<sub>4</sub>"x11<sup>1</sup>/<sub>4</sub>"




APV5 Marvel Calacatta Meraviglia  
Grid Velvet  
59,5x118,2 - 23<sup>3</sup>/<sub>8</sub>"x46<sup>1</sup>/<sub>2</sub>"




APV6 Marvel Calacatta Bernini  
Grid Velvet  
59,5x118,2 - 23<sup>3</sup>/<sub>8</sub>"x46<sup>1</sup>/<sub>2</sub>"



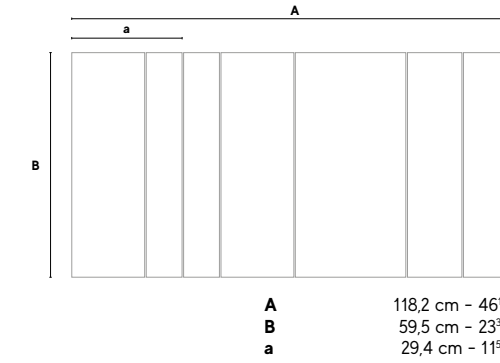
APV7 Marvel Silver Majestic  
Grid Velvet  
59,5x118,2 - 23<sup>3</sup>/<sub>8</sub>"x46<sup>1</sup>/<sub>2</sub>"



APV8 Marvel Grigio Elegante  
Grid Velvet  
59,5x118,2 - 23<sup>3</sup>/<sub>8</sub>"x46<sup>1</sup>/<sub>2</sub>"



APV9 Marvel Black Origin  
Grid Velvet  
59,5x118,2 - 23<sup>3</sup>/<sub>8</sub>"x46<sup>1</sup>/<sub>2</sub>"



<sup>®</sup> Marvel Meraviglia Hexagon recalls the hexagonal Module A of Diamond designed by ZHA, which can be combined with to clad larger surfaces. Or use it on its own to give rooms a prestigious touch. - Marvel Meraviglia Hexagon riprende il modulo esagonale A di Diamond designed by ZHA, a cui si può abbinare per ricoprire superfici più estese. Oppure utilizzarlo da solo per conferire agli ambienti un tocco di pregio. - Marvel Meraviglia Hexagon reprend le module hexagonal A de Diamond designed by ZHA, auquel elle peut être associée pour recouvrir de plus grandes superficies. Elle peut aussi être utilisée seule pour conférer une touche d'élégance aux espaces. - Marvel Meraviglia Hexagon greift das Sechskantmodul A von Diamond designed by ZHA auf und kann mit diesem kombiniert werden, um ausgedehntere Flächen zu verkleiden. Es kann auch allein verwendet werden, um dem Ambiente besonderes Prestige zu verleihen. - Marvel Meraviglia Hexagon toma el módulo hexagonal A de Diamond diseñado por ZHA, con el cual se puede combinar para cubrir superficies más grandes. O bien, se puede utilizar solo para dar un toque de prestigio a los ambientes. - Marvel Meraviglia Hexagon перенимает шестигранный модуль А у декора Diamond от ZHA и может сочетаться с последним для облицовки более крупных поверхностей. Также может использоваться отдельно для придания интерьерам ноты изысканности.

\* These parts are supplied to order - I pezzi sono disponibili su ordinazione - Les pièces sont disponibles sur commande - Die Teile sind auf Bestellung lieferbar - Las piezas se hacen por encargo - Изготавливаются на заказ

INDEX



PRODUCT FINDER



SURFACE RANGE



COMPANY



COLLECTIONS



3D WALL  
CONCRETE & RESIN LOOK  
MARBLE LOOK  
STONE LOOK  
WOOD LOOK

LARGE SIZES



SLABS FOR COUNTERTOPS & FURNITURE



FURNITURE



FACADES



TECHNICAL SPECIFICATIONS





# Marvel Onyx


COLLECTION  
CATALOG



VIDEO



- Floor
- Wall
- Decors
- Slabs for countertops and furniture
- Bathroom furniture
- Tables
- Facades



## Porcelain Tiles RECTIFIED MONOCALIBER

Sizes	Thickness	Surface finish
120x278 cm - 47 <sup>1</sup> / <sub>4</sub> "x109 <sup>1</sup> / <sub>2</sub> "	± 6 mm	Polished
120x240 cm - 47 <sup>1</sup> / <sub>4</sub> "x94 <sup>1</sup> / <sub>2</sub> "	± 9 mm	Polished
120x120 cm - 47 <sup>1</sup> / <sub>4</sub> "x47 <sup>1</sup> / <sub>4</sub> "	± 9 mm	Polished
60x120 cm - 23 <sup>5</sup> / <sub>8</sub> "x47 <sup>1</sup> / <sub>4</sub> "	± 6 mm	Polished
60x120 cm - 23 <sup>5</sup> / <sub>8</sub> "x47 <sup>1</sup> / <sub>4</sub> "	± 9 mm	Polished
60x60 cm - 23 <sup>5</sup> / <sub>8</sub> "x23 <sup>5</sup> / <sub>8</sub> "	± 9 mm	Polished

### LARGE SIZES P. 304

#### atlasPLAN

160x320 cm - 63"x126"	± 6 mm	Polished
-----------------------	--------	----------

### SLABS FOR COUNTERTOPS & FURNITURE

162x324 cm - 63 <sup>3</sup> / <sub>4</sub> "x127 <sup>1</sup> / <sub>2</sub> " NON-RECTIFIED	± 12 mm	Polished   Silk
--	---------	-----------------

INDEX



PRODUCT  
FINDER



SURFACE  
RANGE



COMPANY



COLLECTIONS



- 3D WALL
- CONCRETE & RESIN LOOK
- MARBLE LOOK
- STONE LOOK
- WOOD LOOK

LARGE SIZES



SLABS FOR  
COUNTERTOPS  
& FURNITURE



FURNITURE



FACADES



TECHNICAL  
SPECIFICATIONS





# Marvel Onyx

## Porcelain Tiles



Polished ± 6 - 9 mm



V3 Moderate Variation

### POLISHED SURFACE <sup>(1)</sup>

Floor Wall



± 6 mm  
**160x320 cm** - 63"x126"  
 AJHA Marvel White Polished  
 AJKB Marvel White Bookmatch Polished



± 6 mm  
**120x278 cm** - 47 1/4"x109 1/2"  
 AJAH Marvel White Polished  
 AJAI Marvel Alabaster Polished  
 AJAJ Marvel Pearl Polished  
 AJAK Marvel Noir Polished  
 AJAL Marvel Sky Polished  
 AJAM Marvel Quartz Polished



± 6 mm  
**60x120 cm** - 23 5/8"x47 1/4"  
 AKPH Marvel White Polished



± 9 mm  
**120x240 cm** - 47 1/4"x94 1/2"  
 AJBG Marvel White Polished  
 AJBH Marvel Alabaster Polished  
 AJBI Marvel Pearl Polished  
 AJBJ Marvel Noir Polished




± 9 mm  
**120x120 cm** - 47 1/4"x47 1/4"  
 AJBK Marvel White Polished  
 AJBL Marvel Alabaster Polished  
 AJBM Marvel Pearl Polished  
 AJBN Marvel Noir Polished



± 9 mm  
**60x120 cm** - 23 5/8"x47 1/4"  
 AJBO Marvel White Polished  
 AJBQ Marvel Alabaster Polished  
 AJBS Marvel Pearl Polished  
 AJBT Marvel Noir Polished




± 9 mm  
**60x60 cm** - 23 5/8"x23 5/8"  
 AJBU Marvel White Polished  
 AJBV Marvel Alabaster Polished  
 AJBW Marvel Pearl Polished  
 AJBX Marvel Noir Polished




WHITE




PEARL



ALABASTER



NOIR



SKY



QUARTZ

<sup>(1)</sup> The glossy polished finish is suitable for residential or low-traffic commercial floors, where no anti-slip performance is required, and for walls. The polished glossy surface finish, surprisingly brilliant and bright, features slight irregularities typical of natural marble. The extraordinary brilliance and the easy cleaning of the surface are the result of in-depth research aimed at guaranteeing its durability over time. If the product is in direct contact with the outdoors, provide devices for absorbing moisture and dirt to prevent scratches. - La finitura lappata lucida è indicata per pavimenti residenziali o commerciali poco sollecitati, laddove non siano richieste prestazioni antiscivolo, e per rivestimenti. La finitura lappata lucida offre una superficie sorprendentemente brillante e specchiante, con lievi irregolarità tipiche dei marmi naturali. La straordinaria lucentezza e l'elevata pulibilità della superficie sono frutto di studi approfonditi e accurate ricerche tecniche volte a garantirne la persistenza nel tempo. Se il prodotto è a diretto contatto con l'esterno, prevedere dei dispositivi di assorbimento dell'umidità e della sporcizia per prevenire la formazione di graffi.

INDEX



PRODUCT FINDER



SURFACE RANGE



COMPANY



COLLECTIONS



3D WALL  
 CONCRETE & RESIN LOOK  
 MARBLE LOOK  
 STONE LOOK  
 WOOD LOOK

LARGE SIZES



SLABS FOR COUNTERTOPS & FURNITURE



FURNITURE



FACADES



TECHNICAL SPECIFICATIONS






# Marvel Pro



- Floor
- Wall
- Decors
- Outdoor
- Slabs for countertops and furniture
- Bathroom furniture
- Facades



## Porcelain Tiles RECTIFIED MONOCALIBER

Sizes	Thickness	Surface finish
160x160 cm - 63"x63"	± 6 mm	Polished
120x278 cm - 47 1/4"x109 1/2"	± 6 mm	Polished   Matte <b>R9 A</b>
120x240 cm - 47 1/4"x94 1/2"	± 9 mm	Polished
120x120 cm - 47 1/4"x47 1/4"	± 9 mm	Polished   Matte <b>Sensitech R10 B</b>
60x120 cm - 23 5/8"x47 1/4"	± 9 mm	Polished   Matte <b>Sensitech R10 B</b>
75x150 cm - 29 1/2"x59"	± 9 mm	Polished
75x75 cm - 29 1/2"x29 1/2"	± 9 mm	Polished
60x60 cm - 23 5/8"x23 5/8"	± 9 mm	Polished   Matte <b>Sensitech R10 B</b>
30x60 cm - 11 7/8"x23 5/8"	± 9 mm	Polished   Matte <b>Sensitech R10 B</b>


### LARGE SIZES P. 304

### OUTDOOR AND WET AREAS

30x60 cm - 11 7/8"x23 5/8"	± 9 mm	Textured <b>R11 B</b>
----------------------------	--------	-----------------------

### atlasPLAN

160x320 cm - 63"x126"	± 6 mm	Polished
-----------------------	--------	----------



## Wall Tiles RECTIFIED MONOCALIBER

Sizes	Thickness	Surface finish
50x120 cm - 19 5/8"x47 1/4"	± 8,5 mm	Shiny
40x80 cm - 15 7/8"x31 1/2"	± 8,5 mm	Shiny
30,5x91,5 cm - 12"x36"	± 8,5 mm	Shiny
8x31,5 cm - 3 1/8"x12 3/8"	± 8,5 mm	Shiny

INDEX



PRODUCT FINDER



SURFACE RANGE



COMPANY



COLLECTIONS




3D WALL  
CONCRETE & RESIN LOOK  
MARBLE LOOK  
STONE LOOK  
WOOD LOOK

LARGE SIZES



SLABS FOR COUNTERTOPS & FURNITURE



FURNITURE



FACADES



TECHNICAL SPECIFICATIONS





# Marvel Pro

## Porcelain Tiles



Polished ± 6 - 9 mm



V2 Slight Variation  
Cremo Delicato,  
Noir St. Laurent




V3 Moderate Variation  
Statuario Select,  
Grey Fleury

### POLISHED SURFACE <sup>(1)</sup>

Floor Wall



± 6 mm  
**160x320 cm** - 63"x126"  
AO5W Marvel Cremo Delicato Polished



± 6 mm  
**160x160 cm** - 63"x63"  
AO52 Marvel Cremo Delicato Polished



± 6 mm  
**120x278 cm** - 47<sup>1</sup>/<sub>4</sub>"x109<sup>1</sup>/<sub>2</sub>"  
AØBN Marvel Statuario Select Polished  
AØBO Marvel Cremo Delicato Polished  
A2RX Marvel Grey Fleury Polished



± 9 mm  
**120x240 cm** - 47<sup>1</sup>/<sub>4</sub>"x94<sup>1</sup>/<sub>2</sub>"  
AY2P Marvel Statuario Select Polished  
AY2Q Marvel Cremo Delicato Polished



± 9 mm  
**120x120 cm** - 47<sup>1</sup>/<sub>4</sub>"x47<sup>1</sup>/<sub>4</sub>"  
AY2T Marvel Statuario Select Polished  
AY2U Marvel Cremo Delicato Polished  
A21O Marvel Grey Fleury Polished



± 9 mm  
**60x120 cm** - 23<sup>5</sup>/<sub>8</sub>"x47<sup>1</sup>/<sub>4</sub>"  
A21N Marvel Cremo Delicato Polished  
A21M Marvel Grey Fleury Polished



± 9 mm  
**60x60 cm** - 23<sup>5</sup>/<sub>8</sub>"x23<sup>5</sup>/<sub>8</sub>"  
ADUM Marvel Statuario Select Polished  
ADUK Marvel Cremo Delicato Polished  
ADUO Marvel Grey Fleury Polished  
ADUP Marvel Noir St. Laurent Polished




± 9 mm  
**30x60 cm** - 11<sup>3</sup>/<sub>4</sub>"x23<sup>5</sup>/<sub>8</sub>"  
DØ32 Marvel Statuario Select Polished  
DØ3Ø Marvel Cremo Delicato Polished  
DØ34 Marvel Grey Fleury Polished  
DØ35 Marvel Noir St. Laurent Polished




± 9 mm  
**75x150 cm** - 29<sup>1</sup>/<sub>2</sub>"x59"  
A7F4 Marvel Statuario Select Polished  
A7F6 Marvel Cremo Delicato Polished  
A7F8 Marvel Grey Fleury Polished  
A7F9 Marvel Noir St. Laurent Polished



± 9 mm  
**75x75 cm** - 29<sup>1</sup>/<sub>2</sub>"x29<sup>1</sup>/<sub>2</sub>"  
AD4U Marvel Statuario Select Polished  
AD4W Marvel Cremo Delicato Polished  
AD4Y Marvel Grey Fleury Polished  
AD4Z Marvel Noir St. Laurent Polished



STATUARIO SELECT



CREMO DELICATO



GREY FLEURY



NOIR SAINT LAURENT

INDEX



PRODUCT  
FINDER



SURFACE  
RANGE



COMPANY



COLLECTIONS



3D WALL  
CONCRETE & RESIN LOOK  
MARBLE LOOK  
STONE LOOK  
WOOD LOOK

LARGE SIZES



SLABS FOR  
COUNTERTOPS  
& FURNITURE



FURNITURE



FACADES



TECHNICAL  
SPECIFICATIONS



<sup>(1)</sup> The glossy polished finish is suitable for residential or low-traffic commercial floors, where no anti-slip performance is required, and for walls. The polished glossy surface finish, surprisingly brilliant and bright, features slight irregularities typical of natural marble. The extraordinary brilliance and the easy cleaning of the surface are the result of in-depth research aimed at guaranteeing its durability over time. If the product is in direct contact with the outdoors, provide devices for absorbing moisture and dirt to prevent scratches. - La finitura lappata lucida è indicata per pavimenti residenziali o commerciali poco sollecitati, laddove non siano richieste prestazioni antiscivolo, e per rivestimenti. La finitura lappata lucida offre una superficie sorprendentemente brillante e specchiante, con lievi irregolarità tipiche dei marmi naturali. La straordinaria lucentezza e l'elevata pulibilità della superficie sono frutto di studi approfonditi e accurate ricerche tecniche volte a garantirne la persistenza nel tempo. Se il prodotto è a diretto contatto con l'esterno, prevedere dei dispositivi di assorbimento dell'umidità e della sporcizia per prevenire la formazione di graffi.



# Marvel Pro

## Porcelain Tiles



Matte ± 6 mm



Matte ± 9 mm  
Textured ± 9 mm



R9 A Matte ± 6 mm

R10 B Matte Sensitech ± 9 mm

R11 B Textured ± 9 mm



V2 Slight Variation

Cremo Delicato,  
Noir St. Laurent



V3 Moderate Variation

Statuario Select,  
Grey Fleury

### MATTE SURFACE

Floor Wall



± 6 mm  
120x278 cm - 47 1/4" x 109 1/2"  
A2RU Marvel Cremo Delicato  
A2RT Marvel Grey Fleury



± 9 mm **Sensitech**  
120x120 cm - 47 1/4" x 47 1/4"  
A2Ø6 Marvel Cremo Delicato  
A2Ø5 Marvel Grey Fleury



± 9 mm **Sensitech**  
60x120 cm - 23 5/8" x 47 1/4"  
A21G Marvel Cremo Delicato  
A21F Marvel Grey Fleury



± 9 mm **Sensitech**  
60x60 cm - 23 5/8" x 23 5/8"  
AVGC Marvel Statuario Select  
AVGD Marvel Cremo Delicato  
AVGF Marvel Grey Fleury  
AVGG Marvel Noir St. Laurent





± 9 mm **Sensitech**  
30x60 cm - 11 3/4" x 23 5/8"  
D1Ø1 Marvel Statuario Select  
D1Ø3 Marvel Cremo Delicato  
D1Ø5 Marvel Grey Fleury  
D1Ø6 Marvel Noir St. Laurent

### TEXTURED SURFACE

Outdoor



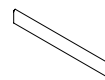
± 9 mm  
30x60 cm - 11 3/4" x 23 5/8"  
D1Ø9 Marvel Statuario Select Strutturato  
D1Ø7 Marvel Cremo Delicato Strutturato  
D1Ø8 Marvel Grey Fleury Strutturato



### TRIM TILES

P. 300

#### Battiscopa



7,2x60 cm  
2 7/8" x 23 5/8"

Matte Polished

#### Gradino \*



30x60 cm  
11 1/4" x 23 5/8"

Matte

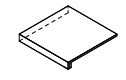
#### Scalino \*



33x60 cm  
13" x 23 5/8"

Matte

#### Scalino Ang.\*



33x33 cm  
13" x 13"

Matte

DX SX

#### Battiscopa Sag. Scala \*



7,2x30 cm  
2 7/8" x 11 3/4"

Matte

DX SX

#### Davanzale / Soglia \*



max 315x50 H.4 cm  
124" x 19 5/8" H.1 1/2"

Matte

#### Elemento L. Str. \*



15x60 H.4 cm  
5 7/8" x 23 5/8" H.1 1/2"


Matte

Statuario Select	ADV3	ADV9	ADW5	ADXH	ADXQ	DX	SX	ADYD
Cremo Delicato	ADV5	ADWB	ADW7	ADXJ	ADXR	DX	SX	ADYE
Grey Fleury	ADV7	ADWD	ADW9	ADXL	ADX6	DX	SX	ADYF
Noir St. Laurent	ADV8	ADWE	ADXA	ADXM	ADXT	DX	SX	-

\* These parts are supplied to order - I pezzi sono disponibili su ordinazione - Les pièces sont disponibles sur commande - Die Teile sind auf Bestellung lieferbar - Las piezas se hacen por encargo - Идетовляются на заказ



- 3D WALL
- CONCRETE & RESIN LOOK
- MARBLE LOOK
- STONE LOOK
- WOOD LOOK





# Marvel Pro

## Porcelain Tiles

### DECOR RANGE




ADP6 Marvel  
Statuario Select  
Mosaico 3D <sup>(1)</sup>  
30x30 - 1 1/4" x 1 1/4"



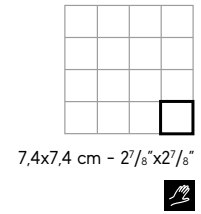
ADQA Marvel  
Grey Fleury  
Mosaico 3D <sup>(1)</sup>  
30x30 - 1 1/4" x 1 1/4"



ADQB Marvel  
Noir St. Laurent  
Mosaico 3D <sup>(1)</sup>  
30x30 - 1 1/4" x 1 1/4"



ADP8 Marvel  
Crema Delicato  
Mosaico 3D <sup>(1)</sup>  
30x30 - 1 1/4" x 1 1/4"



7,4x7,4 cm - 2 7/8" x 2 7/8"




ADQI Marvel  
Statuario Select  
Mosaico Matte  
30x30 - 1 1/4" x 1 1/4"



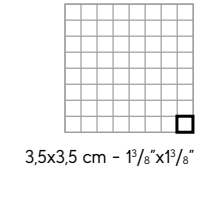
ADQM Marvel  
Grey Fleury  
Mosaico Matte  
30x30 - 1 1/4" x 1 1/4"



ADQN Marvel  
Noir St. Laurent  
Mosaico Matte  
30x30 - 1 1/4" x 1 1/4"




ADQK Marvel  
Crema Delicato  
Mosaico Matte  
30x30 - 1 1/4" x 1 1/4"




3,5x3,5 cm - 1 1/8" x 1 1/8"



ADQC Marvel  
Statuario Select  
Mosaico Polished  
30x30 - 1 1/4" x 1 1/4"



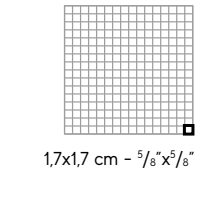
ADQG Marvel  
Grey Fleury  
Mosaico Polished  
30x30 - 1 1/4" x 1 1/4"



ADQH Marvel  
Noir St. Laurent  
Mosaico Polished  
30x30 - 1 1/4" x 1 1/4"



ADQE Marvel  
Crema Delicato  
Mosaico Polished  
30x30 - 1 1/4" x 1 1/4"



1,7x1,7 cm - 5/8" x 5/8"



ADVK Marvel Statuario Select  
Mosaico Esagono Polished  
30x35 - 1 1/4" x 1 3/4"

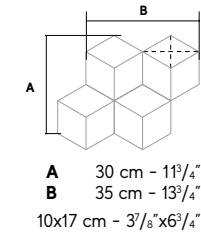


AVDO Marvel Grey Fleury  
Mosaico Esagono Polished  
30x35 - 1 1/4" x 1 3/4"



ADVQ Marvel  
Mosaico Esagono Multicolor Cold  
30x35 - 1 1/4" x 1 3/4"

Statuario Select + Grey Fleury + Noir St. Laurent



A 30 cm - 11 3/4"  
B 35 cm - 13 3/4"  
10x17 cm - 3 7/8" x 6 7/8"



ADVM Marvel Crema Delicato  
Mosaico Esagono Polished  
30x35 - 1 1/4" x 1 3/4"



ADVP Marvel Noir St. Laurent  
Mosaico Esagono Polished  
30x35 - 1 1/4" x 1 3/4"



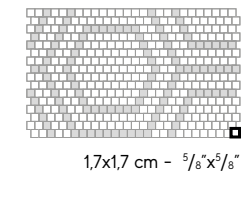
ADVA Marvel Mosaico  
Honeycomb Cold Polished  
30x49 - 1 1/4" x 1 9/4"

Statuario Select + Noir St. Laurent



ADVB Marvel Mosaico  
Honeycomb Warm Polished  
30x49 - 1 1/4" x 1 9/4"

Crema Delicato + Noir St. Laurent

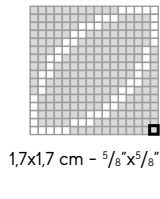


1,7x1,7 cm - 5/8" x 5/8"



ADU9 Marvel Mosaico  
Circle Polished  
30x30 - 1 1/4" x 1 1/4"

Crema Delicato + Noir St. Laurent




1,7x1,7 cm - 5/8" x 5/8"

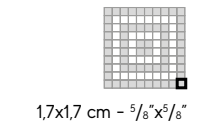


ADRJ Marvel Noir/Crema  
Greca Mosaico  
18,5x30 - 7 1/4" x 1 1/4"

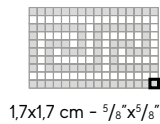
Crema Delicato + Noir St. Laurent



ADRI Marvel Noir/Crema  
Angolo Mosaico  
18,5x18,5 - 7 1/4" x 7 1/4"



1,7x1,7 cm - 5/8" x 5/8"



1,7x1,7 cm - 5/8" x 5/8"

<sup>(1)</sup> Multi-thickness mosaic, close joint installation without grouting - Mosaico multispessore, posa senza stuccatura a giunto unito - Mosaïque multi-épaisseur, pose sans mastic avec joint nul - Mosaik mit verschieden Stärken, fugenlose Verlegung ohne Mörtel - Mosaico multiespesor, colocación sin mástique y sin juntas - Мозаика разной толщины, укладка встык без затирки швов

<sup>(2)</sup> The decoration can only be laid on the wall - Il decoro si può posare solo a rivestimento - Décor uniquement mural - Das Dekor kann nur an der Wand verlegt werden - La decoración se puede colocar únicamente en paredes - Декор может быть уложен только на стену.

INDEX



PRODUCT  
FINDER



SURFACE  
RANGE



COMPANY



COLLECTIONS



- 3D WALL
- CONCRETE & RESIN LOOK
- MARBLE LOOK
- STONE LOOK
- WOOD LOOK

LARGE SIZES



SLABS FOR  
COUNTERTOPS  
& FURNITURE



FURNITURE



FACADES



TECHNICAL  
SPECIFICATIONS





# Marvel Pro

## Wall Tiles

### SHINY SURFACE

Wall



± 8,5 mm

50x120 cm - 19<sup>5</sup>/<sub>8</sub>"x47<sup>1</sup>/<sub>4</sub>"

A4SW Marvel Statuario Select

A4SU Marvel Crema Delicato

A4SV Marvel Noir St. Laurent



± 8,5 mm

40x80 cm - 15<sup>7</sup>/<sub>4</sub>"x31<sup>1</sup>/<sub>2</sub>"

9M4R Marvel Statuario Select

9M4E Marvel Crema Delicato

9M4F Marvel Grey Fleury

9M4L Marvel Travertino Alabastrino

9M4O Marvel Noir St. Laurent

9M4Q Marvel Travertino Silver



± 8,5 mm

30,5x91,5 cm - 12"x36"

9M3S Marvel Statuario Select

9M3C Marvel Crema Delicato

9M3G Marvel Grey Fleury

9M3T Marvel Travertino Alabastrino

9M3N Marvel Noir St. Laurent

9M3V Marvel Travertino Silver




± 8,5 mm

8x31,5 cm - 3<sup>1</sup>/<sub>8</sub>"x12<sup>3</sup>/<sub>8</sub>"

LMKT Marvel Statuario Select Brick




STATUARIO SELECT



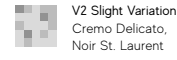
CREMA DELICATO



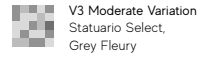
GREY FLEURY



NOIR SAINT LAURENT




V2 Slight Variation  
Crema Delicato,  
Noir St. Laurent




V3 Moderate Variation  
Statuario Select,  
Grey Fleury


### DECOR RANGE




9MVS Marvel Statuario Select Mosaic  
30,5x30,5 - 12"x12"



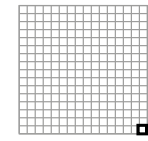
9MVE Marvel Grey Fleury Mosaic  
30,5x30,5 - 12"x12"




9MVN Marvel Noir St. Laurent Mosaic  
30,5x30,5 - 12"x12"




9MVC Marvel Crema Delicato Mosaic  
30,5x30,5 - 12"x12"



1,7x1,7 cm  
5/8"x2/8"




9MVD Marvel Grey Fleury Diagonal Mosaic  
30,5x30,5 - 12"x12"



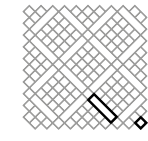
9MVH Marvel Noir Mix Diagonal Mosaic  
30,5x30,5 - 12"x12"

Noir St. Laurent  
+ Statuario Select



9MVF Marvel Crema Mix Diagonal Mosaic  
30,5x30,5 - 12"x12"

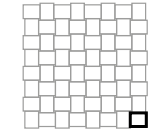
Crema Delicato  
+ Noir St. Laurent



2x2 cm - 3/4"x3/4"  
2x8,5 cm - 3/4"x33/8"



9MVP Marvel Grey Fleury Net Mosaic  
30,5x30,5 - 12"x12"



3,3x3,9 cm  
1 1/4"x1 1/2"



8MHG Marvel Grey Fleury Hexagon  
40x80 - 15<sup>7</sup>/<sub>4</sub>"x31<sup>1</sup>/<sub>2</sub>"



9MBN Marvel Noir St. Laurent Brocade  
30,5x91,5 - 12"x36"



LVGW Marvel Gold White <sup>(1)</sup>  
7,8x30,5 - 3<sup>1</sup>/<sub>8</sub>"x12"



LVGB Marvel Gold Black <sup>(1)</sup>  
7,8x30,5 - 3<sup>1</sup>/<sub>8</sub>"x12"



AVGW Marvel Gold White A.E. <sup>(1)</sup>  
7,8x1,2 - 3<sup>1</sup>/<sub>8</sub>"x1/2"



AVGB Marvel Gold Black A.E. <sup>(1)</sup>  
7,8x1,2 - 3<sup>1</sup>/<sub>8</sub>"x1/2"

<sup>(1)</sup> Contains gold. The use of a common mild detergent is recommended. Avoid using acidic or alkaline products, waxes, steel wool, or abrasives. - Parti in oro. Si consiglia l'utilizzo di un comune detergente neutro. Evitare l'utilizzo di prodotti acidi o alcalini, ceranti, pagliette di metallo o abrasive. - Parties dorées. Nous vous conseillons d'utiliser des détergents neutres courants. Éviter l'utilisation de cires et de produits acides ou alcalins, ainsi que les pâilles métalliques ou abrasives - Teile aus Gold. Es empfiehlt sich, ein haushaltsübliches, neutrales Reinigungsmittel zu verwenden. Saure oder alkalische Produkte, Wachs sowie Metallwolle- bzw. Scheuerschwämme sind zu vermeiden. - Partes doradas. Recomendamos utilizar un detergente neutro común. Hay que evitar el uso de productos ácidos o alcalinos, ceras y estropajos de metal o abrasivos. - Золотые детали. Рекомендуется чистить обычным нейтральным моющим средством. Не рекомендуется использовать кислотные, щелочные, восковые средства, а также металлические мочалки.

INDEX



PRODUCT FINDER



SURFACE RANGE



COMPANY



COLLECTIONS



3D WALL  
CONCRETE & RESIN LOOK  
MARBLE LOOK  
STONE LOOK  
WOOD LOOK

LARGE SIZES



SLABS FOR COUNTERTOPS & FURNITURE



FURNITURE



FACADES



TECHNICAL SPECIFICATIONS





# Marvel Shine


COLLECTION CATALOG



VIDEO



- Floor
- Wall
- Decors
- Slabs for countertops and furniture
- Bathroom furniture
- Tables
- Facades



## Porcelain Tiles RECTIFIED MONOCALIBER

Sizes	Thickness	Surface finish
160x160 cm - 63"x63"	± 6 mm	Polished
120x278 cm - 47 1/4"x109 1/2"	± 6 mm	Polished   Silk
120x240 cm - 47 1/4"x94 1/2"	± 9 mm	Polished
120x120 cm - 47 1/4"x47 1/4"	± 9 mm	Polished   Matte <b>Sensitech R10 B</b>
60x120 cm - 23 5/8"x47 1/4"	± 9 mm	Polished   Matte <b>Sensitech R10 B</b>
75x150 cm - 29 1/2"x59"	± 9 mm	Polished   Silk
75x75 cm - 29 1/2"x29 1/2"	± 9 mm	Polished   Silk
60x60 cm - 23 5/8"x23 5/8"	± 9 mm	Polished   Silk   Matte <b>Sensitech R10 B</b>
30x60 cm - 11 3/4"x23 5/8"	± 9 mm	Silk

LARGE SIZES P. 304

atlasPLAN


160x320 cm - 63"x126"	± 6 mm	Polished   Silk
-----------------------	--------	-----------------

### SLABS FOR COUNTERTOPS & FURNITURE

162x324 cm - 63 3/4"x127 1/2" NON-RECTIFIED	± 12 mm	Polished   Silk   Satin
159x324 cm - 62 5/8"x127 1/2" NON-RECTIFIED	± 20* mm	Polished   Matte

## Wall Tiles RECTIFIED MONOCALIBER

Sizes	Thickness	Surface finish
50x120 cm - 19 5/8"x47 1/4"	± 8,5 mm	Silk
40x80 cm - 15 7/8"x31 1/2"	± 8,5 mm	Shiny



\* Natura-vein tech

INDEX



PRODUCT FINDER



SURFACE RANGE



COMPANY



COLLECTIONS



3D WALL  
CONCRETE & RESIN LOOK  
MARBLE LOOK  
STONE LOOK  
WOOD LOOK

LARGE SIZES



SLABS FOR COUNTERTOPS & FURNITURE



FURNITURE



FACADES



TECHNICAL SPECIFICATIONS





# Marvel Shine

## Porcelain Tiles



Polished ± 6 - 9 mm



V2 Slight Variation  
Calacatta Delicato,  
Calacatta Prestigio,  
Statuario Supremo



V3 Moderate Variation  
Calacatta Imperiale

Floor Wall

### POLISHED SURFACE <sup>(1)</sup>



± 6 mm

**160x320 cm** - 63"x126"

A4RR Marvel Calacatta Prestigio Polished Endless

AKFL Marvel Calacatta Prestigio Polished Kit Endless <sup>(2) (3)</sup>

A4RS Marvel Statuario Supremo Polished Endless

AKFO Marvel Statuario Supremo Polished Kit Endless <sup>(2) (3)</sup>



± 6 mm

**160x160 cm** - 63"x63"

A4RP Marvel Calacatta Prestigio Polished

A4RQ Marvel Statuario Supremo Polished



± 6 mm

**120x278 cm** - 47<sup>1</sup>/<sub>4</sub>"x109<sup>1</sup>/<sub>2</sub>"

A4OY Marvel Calacatta Delicato Polished

A4OZ Marvel Calacatta Prestigio Polished

A4O2 Marvel Calacatta Prestigio Bookm A Lp <sup>(3) (5)</sup>

A4O3 Marvel Calacatta Prestigio Bookm B Lp <sup>(3) (5)</sup>

A6EO Marvel Calacatta Prestigio Polished Kit Endless <sup>(2) (3)</sup>

A4OØ Marvel Statuario Supremo Polished

A4O4 Marvel Statuario Supremo Bookm A Lp <sup>(3) (5)</sup>

A4O5 Marvel Statuario Supremo Bookm B Lp <sup>(3) (5)</sup>

A6EP Marvel Statuario Supremo Polished Kit Endless <sup>(2) (3)</sup>

A4O1 Marvel Calacatta Imperiale Polished

A6EQ Marvel Calacatta Imperiale Polished Kit Endless <sup>(2) (3)</sup>



± 9 mm

**120x240 cm** - 47<sup>1</sup>/<sub>4</sub>"x94<sup>1</sup>/<sub>2</sub>"

A4RH Marvel Calacatta Delicato Polished

A4RI Marvel Calacatta Prestigio Polished

A4RJ Marvel Statuario Supremo Polished

A4RK Marvel Calacatta Imperiale Polished



± 9 mm

**120x120 cm** - 47<sup>1</sup>/<sub>4</sub>"x47<sup>1</sup>/<sub>4</sub>"

A4Q8 Marvel Calacatta Delicato Polished

A4Q9 Marvel Calacatta Prestigio Polished

A4RA Marvel Statuario Supremo Polished

A4RB Marvel Calacatta Imperiale Polished



± 9 mm

**60x120 cm** - 23<sup>5</sup>/<sub>8</sub>"x47<sup>1</sup>/<sub>4</sub>"

A4QØ Marvel Calacatta Delicato Polished

A4Q1 Marvel Calacatta Prestigio Polished

A4Q2 Marvel Statuario Supremo Polished

A4Q3 Marvel Calacatta Imperiale Polished



± 9 mm

**60x60 cm** - 23<sup>5</sup>/<sub>8</sub>"x23<sup>5</sup>/<sub>8</sub>"

A4QS Marvel Calacatta Delicato Polished

A4QT Marvel Calacatta Prestigio Polished

A4QU Marvel Statuario Supremo Polished

A4QV Marvel Calacatta Imperiale Polished



± 9 mm

**75x150 cm** - 29<sup>1</sup>/<sub>2</sub>"x59"

A7GA Marvel Calacatta Delicato Polished

A7GB Marvel Calacatta Prestigio Polished

A7GC Marvel Statuario Supremo Polished

A4PH Marvel Statuario Supremo Lp Macchia Aperta

A7GD Marvel Calacatta Imperiale Polished

A4PI Marvel Calacatta Imperiale Lp Macchia Aperta



± 9 mm

**75x75 cm** - 29<sup>1</sup>/<sub>2</sub>"x29<sup>1</sup>/<sub>2</sub>"

A3WX Marvel Calacatta Delicato Polished

A3WY Marvel Calacatta Prestigio Polished

A3WZ Marvel Statuario Supremo Polished

A3WØ Marvel Calacatta Imperiale Polished




CALACATTA DELICATO



CALACATTA PRESTIGIO



STATUARIO SUPREMO



CALACATTA IMPERIALE

<sup>(1)</sup> The glossy polished finish is suitable for residential or low-traffic commercial floors, where no anti-slip performance is required, and for walls. The polished glossy surface finish, surprisingly brilliant and bright, features slight irregularities typical of natural marble. The extraordinary brilliance and the easy cleaning of the surface are the result of in-depth research aimed at guaranteeing its durability over time. If the product is in direct contact with the outdoors, provide devices for absorbing moisture and dirt to prevent scratches. - La finitura lappata lucida è indicata per pavimenti residenziali o commerciali poco sollecitati, laddove non siano richieste prestazioni antiscivolo, e per rivestimenti. La finitura lappata lucida offre una superficie sorprendentemente brillante e specchiante, con lievi irregolarità tipiche dei marmi naturali. La straordinaria lucentezza e l'elevata pulibilità della superficie sono frutto di studi approfonditi e accurate ricerche tecniche volte a garantirne la persistenza nel tempo. Se il prodotto è a diretto contatto con l'esterno, prevedere dei dispositivi di assorbimento dell'umidità e della sporcizia per prevenire la formazione di graffi.

<sup>(2) (3)</sup> Please read the notes at page 365

INDEX



PRODUCT FINDER



SURFACE RANGE



COMPANY



COLLECTIONS



3D WALL  
CONCRETE & RESIN LOOK  
MARBLE LOOK  
STONE LOOK  
WOOD LOOK

LARGE SIZES



SLABS FOR COUNTERTOPS & FURNITURE



FURNITURE



FACADES



TECHNICAL SPECIFICATIONS





# Marvel Shine



Silk ± 6 - 9 mm



Matte ± 9 mm



R9 A Matte ± 9 mm  
R10 B Matte Sensitech ± 9 mm



V2 Slight Variation  
Calacatta Delicato,  
Calacatta Prestigio,  
Statuario Supremo



V3 Moderate Variation  
Calacatta Imperiale

## Porcelain Tiles

### SILK SURFACE <sup>(1)</sup>

Floor Wall



± 6 mm

160x320 cm - 63"x126"

AJK1 Marvel Calacatta Imperiale Bookmatch Silk  
AJKØ Marvel Calacatta Imperiale Silk



± 6 mm

120x278 cm - 47 1/4"x109 1/2"

A4O6 Marvel Calacatta Prestigio Silk  
A6ER Marvel Calacatta Prestigio Silk Kit Endless <sup>(2)</sup> <sup>(3)</sup>  
A4O7 Marvel Statuario Supremo Silk  
A6ES Marvel Statuario Supremo Silk Kit Endless <sup>(2)</sup> <sup>(3)</sup>



± 9 mm

75x150 cm - 29 1/2"x59"

A7H2 Marvel Calacatta Delicato Silk  
A7H3 Marvel Calacatta Prestigio Silk  
A7H4 Marvel Statuario Supremo Silk  
A7H5 Marvel Calacatta Imperiale Silk



± 9 mm

75x75 cm - 29 1/2"x29 1/2"

A3W1 Marvel Calacatta Delicato Silk  
A3W2 Marvel Calacatta Prestigio Silk  
A3W4 Marvel Statuario Supremo Silk  
A3W5 Marvel Calacatta Imperiale Silk



± 9 mm

60x60 cm - 23 5/8"x23 5/8"

A5TC Marvel Calacatta Delicato Silk  
A5TD Marvel Calacatta Prestigio Silk  
A5TE Marvel Statuario Supremo Silk  
A5TF Marvel Calacatta Imperiale Silk




± 9 mm

30x60 cm - 11 1/4"x23 5/8"

A5TG Marvel Calacatta Delicato Silk  
A5TH Marvel Calacatta Prestigio Silk  
A5TI Marvel Statuario Supremo Silk  
A5TJ Marvel Calacatta Imperiale Silk

### MATTE SURFACE



± 9 mm

Sensitech

120x120 cm - 47 1/4"x47 1/4"

A4Q4 Marvel Calacatta Delicato  
A4Q5 Marvel Calacatta Prestigio  
A4Q6 Marvel Statuario Supremo  
A4Q7 Marvel Calacatta Imperiale



± 9 mm

Sensitech

60x120 cm - 23 5/8"x47 1/4"

A4QW Marvel Calacatta Delicato  
A4QX Marvel Calacatta Prestigio  
A4QY Marvel Statuario Supremo  
A4QZ Marvel Calacatta Imperiale



± 9 mm

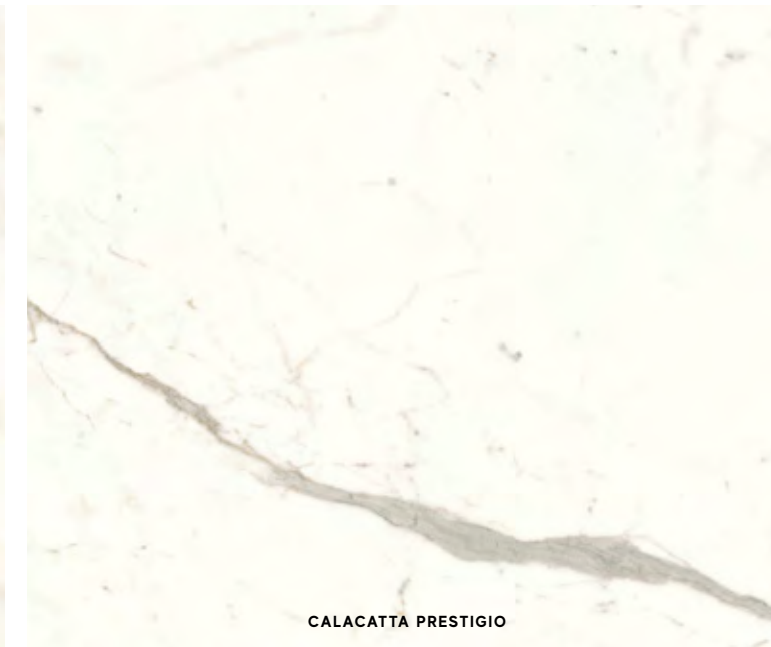
Sensitech

60x60 cm - 23 5/8"x23 5/8"

A4QO Marvel Calacatta Delicato  
A4QQ Marvel Calacatta Prestigio  
A4QR Marvel Statuario Supremo  
A4QP Marvel Calacatta Imperiale



CALACATTA DELICATO



CALACATTA PRESTIGIO



STATUARIO SUPREMO



CALACATTA IMPERIALE

TRIM TILES P. 300	Battiscopa		Gradino *		Scalino *		Scalino Ang.*		Battiscopa Sag. Scala *		Davanzale / Soglia *	Corner * ± 6 mm	Corner A.E * ± 6 mm														
	Polish	Silk	Polish	Silk	Polish	Silk	Polish	Silk	Polish	Silk	Matte	Polish	Silk	Polished													
Calacatta Delicato	A43T	A43P	A535	A43H	A539	A55F	A54W	A443	A44Z	A3CV	A44I	A543	A45K	A45G	A45C	A547	A55B	A54G	A54K	A43X	A431	A54O	A54S	*	A45O	-	A45U
Calacatta Prestigio	A43U	A43Q	A536	A43I	A54D	A55G	A54X	A444	A44Ø	A54Ø	A44J	A544	A45L	A45H	A45D	A548	A55C	A54H	A54L	A43Y	A432	A54P	A54T	*	A45P	A45S	A45X
Statuario Supremo	A43V	A43R	A537	A43J	A54E	A55H	A54Y	A445	A441	A541	A44K	A545	A45M	A45I	A45E	A549	A55D	A54I	A54M	A43Z	A433	A54Q	A54U	*	A45Q	A45T	A45W
Calacatta Imperiale	A43W	A43S	A538	A43K	A54F	A55I	A54Z	A446	A442	A542	A44L	A546	A45N	A45J	A45F	A55A	A55E	A54J	A54N	A43Ø	A434	A54R	A54V	*	A45R	-	A45V

\* These parts are supplied to order - I pezzi sono disponibili su ordinazione - Les pièces sont disponibles sur commande - Die Teile sind auf Bestellung lieferbar - Las piezas se hacen por encargo - Изготавливаются на заказ

<sup>(1)</sup> The silk finish is suitable for residential or low-traffic commercial floors, where no anti-slip performance is required. The surface's shine and great ease of cleaning are the result of in-depth studies and technical research aimed at ensuring its durability over time.

If the product is in direct contact with the outdoors, moisture and dirt absorption devices must be used to prevent scratching. - La finitura silk è indicata per pavimenti residenziali o commerciali poco sollecitati, laddove non siano richieste prestazioni antiscivolo. La lucentezza e l'elevata facilità di pulizia della superficie sono frutto di studi approfonditi e accurate ricerche tecniche volte a garantire la persistenza nel tempo. Se il prodotto è a diretto contatto con l'esterno, prevedere dei dispositivi di assorbimento dell'umidità e dello sporco per prevenire la formazione di graffi.

<sup>(2)</sup> Please read the notes at page 365



- 3D WALL
- CONCRETE & RESIN LOOK
- MARBLE LOOK
- STONE LOOK
- WOOD LOOK





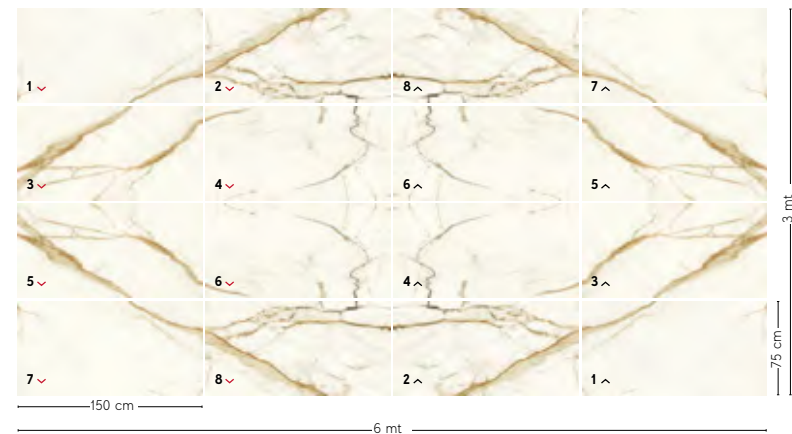
# Marvel Shine

## Porcelain Tiles

### MACCHIA APERTA, SUGGESTED COMPOSITION

A4PI Marvel Calacatta Imperiale Lappato Macchia Aperta - 75x150 - 29 1/2" x 59"


LAYOUT A



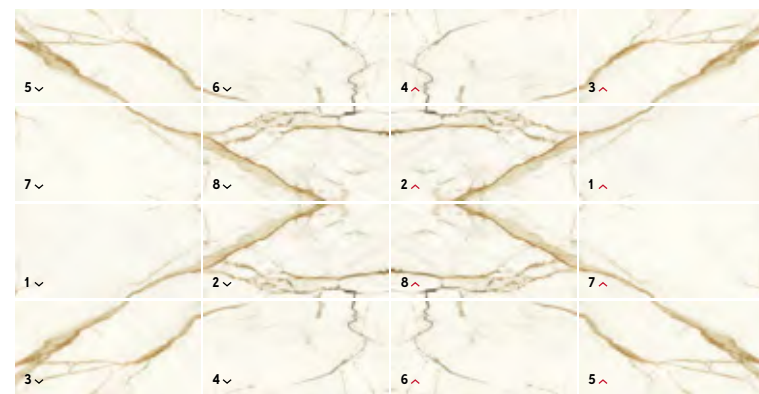
LAYOUT B



LAYOUT C



LAYOUT D

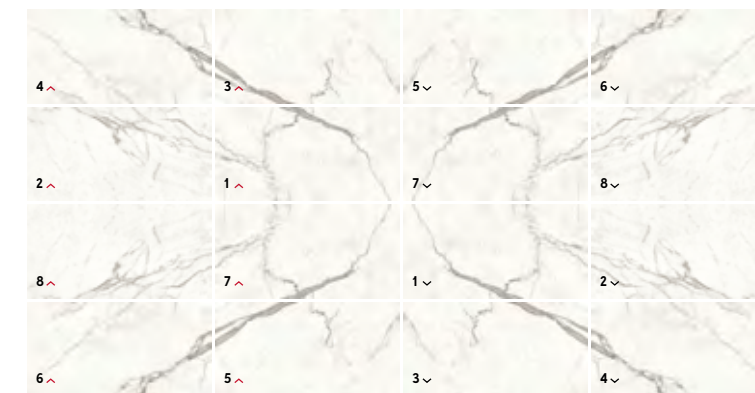


A4PH Marvel Statuario Supremo Lappato Macchia Aperta - 75x150 - 29 1/2" x 59"

LAYOUT E




LAYOUT F



LAYOUT G



LAYOUT H



The collection allows creating an open vein measuring 6 m x 3 m (16 75x150 slabs) ideal for large rooms where you can enhance the entire interior design. The junction between the graphics that make up the open vein is not geometrically perfect but imitates the natural irregularity of the open veins of natural marble products. The code "polished open vein" corresponds to a pallet composed of 16 tiles in the 75x150 cm (8+8) format that make up the entire open vein. A number is printed on the edge of each tile (see laying diagram). La collezione permette di creare una macchia aperta di dimensioni 6 m x 3 m (16 facce di 75x150) ideale per ambienti ampi nei quali poter valorizzare l'intera composizione. La giunzione tra le grafiche che compongono la macchia aperta non è geometricamente perfetta ma imita la naturale irregolarità delle macchie aperte dei prodotti in marmo naturale. Il codice "lappato macchia aperta" corrisponde ad un pallet composto da 16 piastrelle in formato 75cmx150cm (8+8) che compongono l'intera macchia aperta. Sulla costa di ciascuna piastrella è stampato il numero corrispondente (vedi schema di posa).

La collection permet de créer une tache ouverte de 6 m x 3 m (16 faces de 75x150) idéale pour les grandes pièces où l'on peut mettre en valeur l'ensemble de la composition. La jonction entre les graphismes qui composent la tache ouverte n'est pas géométriquement parfaite mais imite l'irrégularité naturelle des taches ouvertes des produits en marbre naturel. Le code "lappato macchia aperta" (tache ouverte rodée) correspond à une palette composée de 16 carreaux au format 75cmx150cm (8+8) qui constituent la totalité de la tache ouverte. Le numéro correspondant est imprimé sur le bord de chaque carreau (voir schéma de pose). Die Kollektion erlaubt die Bildung einer Spiegeloptik mit den Abmessungen 6 m x 3 m (16 verschiedenen Oberflächen 75 x 150). Ideal in weitläufigen Räumen, in denen die Komposition optimal zur Geltung gebracht werden kann. Der Anschluss zwischen den einzelnen Grafikbildern, die den Spiegeleffekt bilden, ist geometrisch nicht perfekt, sondern empfindet die natürliche Unregelmäßigkeit der mit Naturmarmor erzielten Spiegeloptik nach. Die Artikelbezeichnung „gelippt gespiegelt“ entspricht einer Palette mit 16 Fliesen im Format 75 cm x 150 cm (8+8), die das gesamte, gespiegelte Motiv bilden. Jede Fliese ist an der Seite nummeriert (siehe Verlegeplan).

La colección permite crear una mancha abierta de 6 m x 3 m (16 caras de 75x150) ideal para ambientes amplios donde se puede realizar toda la composición. La unión entre los gráficos que componen la mancha abierta no es geoméricamente perfecta, sino que imita la natural irregularidad de las manchas abiertas de los productos de mármol natural. El código «lapeado mancha abierta» corresponde a una paleta compuesta de 16 baldosas de formato 75cmx150cm (8+8) que componen toda la mancha abierta. El número correspondiente está impreso en el borde de cada baldosa (ver diagrama de colocación).

Коллекция позволяет создавать облицовку с симметричным зеркальным рисунком 6 м x 3 м (16 плит 75x150). Данная композиция максимально раскрывает свой потенциал в больших помещениях. Стык между плитами, которые образуют симметричный рисунок, не является геометрически совершенным, а имитирует естественную неровность аналогичных рисунков, составляемых из плит природного мрамора. Код «лапатированный с симметричным зеркальным рисунком» соответствует поддону, состоящему из 16 плит формата 75 см x 150 см (8+8), из которых складывается данный симметричный рисунок. На торце каждой из плит напечатан соответствующий номер (см. схему укладки).

The miniatures are not in proportion. - I minimali non sono in proporzione. - Les illustrations à échelle réduite ne sont pas proportionnelles. - Die Abbildungen sind nicht verhältnismäßig. - Los miniaturas no están en proporción. - Изображения не соблюдают пропорций.

INDEX



PRODUCT FINDER



SURFACE RANGE



COMPANY



COLLECTIONS



- 3D WALL
- CONCRETE & RESIN LOOK
- MARBLE LOOK
- STONE LOOK
- WOOD LOOK

LARGE SIZES



SLABS FOR COUNTERTOPS & FURNITURE



FURNITURE



FACADES



TECHNICAL SPECIFICATIONS






# Marvel Shine

## Porcelain Tiles

### DECOR RANGE



A421 Marvel Calacatta Prestigio Scenic Bookm A Lp<sup>(1)</sup>  
120x278 - 47<sup>1</sup>/<sub>4</sub>"x109<sup>1</sup>/<sub>2</sub>"

A43L Marvel Calacatta Prestigio Scenic Bookm B Lp<sup>(1)</sup>  
120x278 - 47<sup>1</sup>/<sub>4</sub>"x109<sup>1</sup>/<sub>2</sub>"

A43O Marvel Statuario Supremo Scenic Bookm A Lp<sup>(1)</sup>  
120x278 - 47<sup>1</sup>/<sub>4</sub>"x109<sup>1</sup>/<sub>2</sub>"

A43M Marvel Statuario Supremo Scenic Bookm B Lp<sup>(1)</sup>  
120x278 - 47<sup>1</sup>/<sub>4</sub>"x109<sup>1</sup>/<sub>2</sub>"



A423 Marvel Calacatta Delicato Mosaico Polished  
30x30 - 1<sup>1</sup>/<sub>4</sub>"x1<sup>1</sup>/<sub>4</sub>"




A424 Marvel Calacatta Prestigio Mosaico Polished  
30x30 - 1<sup>1</sup>/<sub>4</sub>"x1<sup>1</sup>/<sub>4</sub>"



A425 Marvel Statuario Supremo Mosaico Polished  
30x30 - 1<sup>1</sup>/<sub>4</sub>"x1<sup>1</sup>/<sub>4</sub>"



A426 Marvel Calacatta Imperiale Mosaico Polished  
30x30 - 1<sup>1</sup>/<sub>4</sub>"x1<sup>1</sup>/<sub>4</sub>"



2,3x2,3 cm - 7<sup>7</sup>/<sub>8</sub>"x7<sup>7</sup>/<sub>8</sub>"



A413 Marvel Calacatta Delicato Mosaico Matte  
30x30 - 1<sup>1</sup>/<sub>4</sub>"x1<sup>1</sup>/<sub>4</sub>"



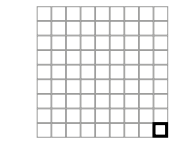
A414 Marvel Calacatta Prestigio Mosaico Matte  
30x30 - 1<sup>1</sup>/<sub>4</sub>"x1<sup>1</sup>/<sub>4</sub>"



A415 Marvel Statuario Supremo Mosaico Matte  
30x30 - 1<sup>1</sup>/<sub>4</sub>"x1<sup>1</sup>/<sub>4</sub>"



A416 Marvel Calacatta Imperiale Mosaico Matte  
30x30 - 1<sup>1</sup>/<sub>4</sub>"x1<sup>1</sup>/<sub>4</sub>"



3,1x3,1 cm - 1<sup>1</sup>/<sub>4</sub>"x1<sup>1</sup>/<sub>4</sub>"



A42K Marvel Calacatta Delicato Mosaico Esagono Polished  
30,5x35,2 - 12"x13<sup>7</sup>/<sub>8</sub>"



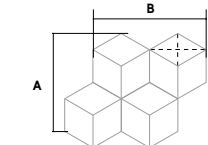
A42W Marvel Calacatta Prestigio Mosaico Esagono Polished  
30,5x35,2 - 12"x13<sup>7</sup>/<sub>8</sub>"



A42X Marvel Statuario Supremo Mosaico Esagono Polished  
30,5x35,2 - 12"x13<sup>7</sup>/<sub>8</sub>"



A42Y Marvel Calacatta Imperiale Mosaico Esagono Polished  
30,5x35,2 - 12"x13<sup>7</sup>/<sub>8</sub>"



A 30,5 cm - 12"  
B 35,2 cm - 13<sup>7</sup>/<sub>8</sub>"  
10x17 cm - 3<sup>7</sup>/<sub>8</sub>"x6<sup>7</sup>/<sub>8</sub>"



A417 Marvel Calacatta Delicato Mosaico Esagono Matte  
30,5x35,2 - 12"x13<sup>7</sup>/<sub>8</sub>"



A418 Marvel Calacatta Prestigio Mosaico Esagono Matte  
30,5x35,2 - 12"x13<sup>7</sup>/<sub>8</sub>"



A419 Marvel Statuario Supremo Mosaico Esagono Matte  
30,5x35,2 - 12"x13<sup>7</sup>/<sub>8</sub>"



A42J Marvel Calacatta Imperiale Mosaico Esagono Matte  
30,5x35,2 - 12"x13<sup>7</sup>/<sub>8</sub>"

<sup>(1)</sup> 120x278 cm slabs cut into modules that recombine the open vein. This makes it possible to lay them even on curved surfaces. Each slab is cut into 16 numbered modules measuring 15x139 cm. To recreate the open vein, follow the sequence of pieces indicated in the laying patterns inside the packaging. Each slab is placed in 4 boxes, each of which contains 4 modules, for a total of 16 modules, corresponding to a surface of 3.3 mq. - Lastre 120cmx278cm tagliate in moduli che ricompongono la macchia aperta. Consentono la posa anche su superfici curve. Ogni lastra viene tagliata in 16 moduli numerati, di dimensione 15cmx139cm: per ricreare la macchia aperta seguire la sequenza dei pezzi indicata negli schemi di posa all'interno dell'imballo. Ogni lastra viene collocata in 4 scatole, ciascuna delle quali contiene 4 moduli, per un totale di 16 moduli, corrispondenti ad una superficie di 3,3mq. - Dalles de 120 cm x 278 cm découpées en modules qui reconstituent la tache ouverte. Elles permettent la pose même sur des surfaces courbes. Chaque dalle est découpée en 16 modules numérotés, mesurant 15 cm x 139 cm: pour recréer la tache ouverte, suivez la séquence de pièces indiquée dans les schémas de pose à l'intérieur de l'emballage. Chaque dalle est placée dans 4 boîtes contenant chacune 4 modules, pour un total de 16 modules, correspondant à une surface de 3,3 mètres carrés. - Platten 120 cm x 278 cm, zu Modulen geschnitten, die das gespiegelte Motiv bilden. Die Verlegung ist auch auf gewölbten Oberflächen möglich. Jede Platte wird in 16 nummerierte Module mit Abmessungen 15 cm x 139 cm geschnitten. Um die Spiegeloptik zu erzielen, die auf den der Verpackung beiliegenden Verlegeplänen angegebene Reihenfolge beachten. Jede Platte wird in 4 Schachteln mit je 4 Modulen verpackt. Die insgesamt 16 Module entsprechen einer Oberfläche von 3,3 qm. - Placas 120cmx278cm cortadas en módulos que recomponen la mancha abierta. También permiten la colocación en superficies curvas. Cada losa se corta en 16 módulos numerados que miden 15cmx139cm: para recrear la mancha abierta, se sigue la secuencia de las piezas indicadas en los esquemas de colocación dentro del embalaje. Cada losa se coloca en 4 cajas, cada una de estas contiene 4 módulos por un total de 16 módulos, lo que corresponde a un área de 3,3 metros cuadrados. - Плиты 120 см x 278 см разрезаны на модули, которые впоследствии складываются в симметричный зеркальный рисунок. Также возможна укладка на изогнутые поверхности. Каждая плита разрезается на 16 пронумерованных модулей размером 15 см x 139 см, чтобы заново сложить исходный симметричный рисунок, необходимо соблюдать последовательность, указанную на схемах укладки внутри упаковки. Каждая плита помещается в 4 коробки по 4 модуля, всего - 16 модулей, соответствующих площади 3,3 кв.м.

The decoration can only be laid on the wall - Il decoro si può posare solo a rivestimento - Décor uniquement mural - Das Dekor kann nur an der Wand verlegt werden. La decoración se puede colocar únicamente en paredes - Декор может быть уложен только на стену.

INDEX



PRODUCT FINDER



SURFACE RANGE



COMPANY



COLLECTIONS



- 3D WALL
- CONCRETE & RESIN LOOK
- MARBLE LOOK
- STONE LOOK
- WOOD LOOK

LARGE SIZES



SLABS FOR COUNTERTOPS & FURNITURE



FURNITURE



FACADES



TECHNICAL SPECIFICATIONS





# Marvel Shine

## Wall Tiles

### SILK SURFACE

Wall



± 8,5 mm

50x120 cm - 19<sup>5</sup>/<sub>8</sub>"x47<sup>1</sup>/<sub>4</sub>"


A4TT Marvel Calacatta Delicato Silk

A4TU Marvel Calacatta Prestigio Silk

A4TV Marvel Statuario Supremo Silk

A4TW Marvel Calacatta Imperiale Silk

### SHINY SURFACE



± 8,5 mm

40x80 cm - 15<sup>3</sup>/<sub>4</sub>"x31<sup>1</sup>/<sub>2</sub>"

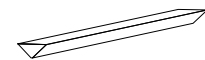
A3ZS Marvel Calacatta Delicato Shiny

A3ZT Marvel Calacatta Prestigio Shiny

A3ZU Marvel Statuario Supremo Shiny

A3ZV Marvel Calacatta Imperiale Shiny

### TRIM TILES



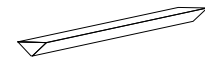
1,4x50 cm - 5<sup>5</sup>/<sub>8</sub>"x19<sup>5</sup>/<sub>8</sub>"

A41D Marvel Calacatta Delicato Corner 50 Silk \*

A41E Marvel Calacatta Prestigio Corner 50 Silk \*

A41F Marvel Statuario Supremo Corner 50 Silk \*

A41G Marvel Calacatta Imperiale Corner 50 Silk \*



1,4x40 cm - 5<sup>5</sup>/<sub>8</sub>"x15<sup>3</sup>/<sub>4</sub>"

A41H Marvel Calacatta Delicato Corner 40 Shiny \*

A41I Marvel Calacatta Prestigio Corner 40 Shiny \*

A41J Marvel Statuario Supremo Corner 40 Shiny \*

A41K Marvel Calacatta Imperiale Corner 40 Shiny \*



1,4x1,4 cm - 5<sup>5</sup>/<sub>8</sub>"x2<sup>1</sup>/<sub>8</sub>"

A41L Marvel Calacatta Delicato Corner A.E. \*

A41M Marvel Calacatta Prestigio Corner A.E. \*

A41N Marvel Statuario Supremo Corner A.E. \*

A41O Marvel Calacatta Imperiale Corner A.E. \*


\* These parts are supplied to order - I pezzi sono disponibili su ordinazione - Les pièces sont disponibles sur commande - Die Teile sind auf Bestellung lieferbar - Las piezas se hacen por encargo - Изготавливаются на заказ



V2 Slight Variation  
Calacatta Delicato, Calacatta Prestigio,  
Statuario Supremo



V3 Moderate Variation  
Calacatta Imperiale




CALACATTA DELICATO



CALACATTA PRESTIGIO



STATUARIO SUPREMO



CALACATTA IMPERIALE

### DECOR RANGE



A4WK Marvel  
Calacatta Delicato  
Mosaico Twist Shiny  
30,5x30,5 - 12"x12"



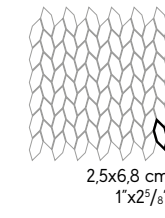
A4WL Marvel  
Calacatta Prestigio  
Mosaico Twist Shiny  
30,5x30,5 - 12"x12"



A4WM Marvel  
Statuario Supremo  
Mosaico Twist Shiny  
30,5x30,5 - 12"x12"



A4WN Marvel  
Calacatta Imperiale  
Mosaico Twist Shiny  
30,5x30,5 - 12"x12"



2,5x6,8 cm  
1"x2<sup>5</sup>/<sub>8</sub>"



A4WO Marvel  
Calacatta Delicato  
Mosaico Twist Silk  
30,5x30,5 - 12"x12"



A4WP Marvel  
Calacatta Prestigio  
Mosaico Twist Silk  
30,5x30,5 - 12"x12"



A4WQ Marvel  
Statuario Supremo  
Mosaico Twist Silk  
30,5x30,5 - 12"x12"



A4WR Marvel  
Calacatta Imperiale  
Mosaico Twist Silk  
30,5x30,5 - 12"x12"



A4WT Marvel  
Calacatta Delicato  
Gold Hex Shiny <sup>(1)</sup>  
25,1x29 - 9<sup>7</sup>/<sub>8</sub>"x11<sup>1</sup>/<sub>8</sub>"



A4WU Marvel  
Calacatta Prestigio  
Gold Hex Shiny <sup>(1)</sup>  
25,1x29 - 9<sup>7</sup>/<sub>8</sub>"x11<sup>1</sup>/<sub>8</sub>"



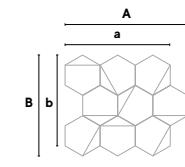
A4WV Marvel  
Statuario Supremo  
Platino Hex Shiny <sup>(1)</sup>  
25,1x29 - 9<sup>7</sup>/<sub>8</sub>"x11<sup>1</sup>/<sub>8</sub>"



A4WW Marvel  
Calacatta Imperiale  
Gold Hex Shiny <sup>(1)</sup>  
25,1x29 - 9<sup>7</sup>/<sub>8</sub>"x11<sup>1</sup>/<sub>8</sub>"



A4WS Marvel  
Calacatta Prestigio  
Rose Hex Silk  
25,1x29 - 9<sup>7</sup>/<sub>8</sub>"x11<sup>1</sup>/<sub>8</sub>"



A 33,9 cm - 13<sup>3</sup>/<sub>8</sub>"  
a 29 cm - 11<sup>1</sup>/<sub>8</sub>"  
B 27,9 cm - 11"  
b 25,1 cm - 9<sup>7</sup>/<sub>8</sub>"

INDEX



PRODUCT  
FINDER



SURFACE  
RANGE



COMPANY



COLLECTIONS



3D WALL  
CONCRETE & RESIN LOOK  
MARBLE LOOK  
STONE LOOK  
WOOD LOOK

LARGE SIZES



SLABS FOR  
COUNTERTOPS  
& FURNITURE



FURNITURE



FACADES



TECHNICAL  
SPECIFICATIONS




<sup>(1)</sup> Contains gold. The use of a common mild detergent is recommended. Avoid using acidic or alkaline products, waxes, steel wool, or abrasives. - Parti in oro. Si consiglia l'utilizzo di un comune detergente neutro. Evitare l'utilizzo di prodotti acidi o alcalini, ceranti, pagliette di metallo o abrasive. - Parties dorées. Nous vous conseillons d'utiliser des détergents neutres courants. Éviter l'utilisation de cires et de produits acides ou alcalins, ainsi que les pâilles métalliques ou abrasives. - Teile aus Gold. Es empfiehlt sich, ein haushaltsübliches, neutrales Reinigungsmittel zu verwenden. Saure oder alkalische Produkte, Wachs sowie Metallwolle- bzw. Scheuerschwämme sind zu vermeiden. - Partes doradas. Recomendamos utilizar un detergente neutro común. Hay que evitar el uso de productos ácidos o alcalinos, ceras y estropajos de metal o abrasivos. - Золотые детали. Рекомендуется чистить обычным нейтральным моющим средством. Не рекомендуется использовать кислотные, щелочные, восковые средства, а также металлические мочалки.



# Marvel Stone



- Floor
- Wall
- Decors
- Slabs for countertops and furniture
- Bathroom furniture
- Tables
- Facades



## Porcelain Tiles RECTIFIED MONOCALIBER

Sizes	Thickness	Surface finish
160x160 cm - 63"x63"	± 6 mm	Polished
120x278 cm - 47 1/4"x109 1/2"	± 6 mm	Polished   Matte <b>R9 A</b>
120x240 cm - 47 1/4"x94 1/2"	± 9 mm	Polished
120x120 cm - 47 1/4"x47 1/4"	± 9 mm	Polished   Matte <b>Sensitech R10 B</b>
60x120 cm - 23 3/8"x47 1/4"	± 9 mm	Polished   Matte <b>Sensitech R10 B</b>
75x150 cm - 29 1/2"x59"	± 9 mm	Polished
75x75 cm - 29 1/2"x29 1/2"	± 9 mm	Polished
60x60 cm - 23 3/8"x23 3/8"	± 9 mm	Polished   Matte <b>Sensitech R10 B</b>
30x60 cm - 11 3/4"x23 3/8"	± 9 mm	Polished   Matte <b>Sensitech R10 B</b>


LARGE SIZES P. 304

atlasPLAN

160x320 cm - 63"x126"	± 6 mm	Polished   Silk
-----------------------	--------	-----------------

### SLABS FOR COUNTERTOPS & FURNITURE

162x324 cm - 63 3/4"x127 1/2" NON-RECTIFIED	± 12-20 mm	Polished   Silk   Matte   Satin
159x324 cm - 62 5/8"x127 1/2" NON-RECTIFIED	± 20 mm	Polished



## Wall Tiles RECTIFIED MONOCALIBER

Sizes	Thickness	Surface finish
50x120 cm - 19 3/8"x47 1/4"	± 8,5 mm	Shiny
40x80 cm - 15 7/8"x31 1/2"	± 8,5 mm	Shiny
8x31,5 cm - 3 1/8"x12 3/8"	± 8,5 mm	Shiny

INDEX



PRODUCT FINDER



SURFACE RANGE



COMPANY



COLLECTIONS



3D WALL  
CONCRETE & RESIN LOOK  
MARBLE LOOK  
STONE LOOK  
WOOD LOOK

LARGE SIZES



SLABS FOR COUNTERTOPS & FURNITURE



FURNITURE



FACADES



TECHNICAL SPECIFICATIONS





# Marvel Stone

## Porcelain Tiles



Polished ± 6 - 9 mm



V2 Slight Variation

Floor

Wall


### POLISHED SURFACE <sup>(1)</sup>



± 6 mm

160x320 cm - 63"x126"

A05X Marvel Bianco Dolomite Polished  
AJKW Marvel Nero Marquina Polished



± 6 mm

160x160 cm - 63"x63"

AO53 Marvel Bianco Dolomite Polished



± 6 mm

120x278 cm - 47 1/4"x109 1/2"

AØBP Marvel Bianco Dolomite Polished  
A2RW Marvel Carrara Pure Polished



± 9 mm

120x240 cm - 47 1/4"x94 1/2"

AZTV Marvel Bianco Dolomite Polished  
AZTW Marvel Carrara Pure Polished



± 9 mm

120x120 cm - 47 1/4"x47 1/4"

AZTT Marvel Bianco Dolomite Polished  
AZTU Marvel Carrara Pure Polished



± 9 mm

60x120 cm - 23 5/8"x47 1/4"

A21K Marvel Bianco Dolomite Polished  
AKSØ Marvel Carrara Pure Polished



± 9 mm

60x60 cm - 23 5/8"x23 5/8"

AZRI Marvel Bianco Dolomite Polished  
AZRJ Marvel Cream Prestige Polished  
AZRK Marvel Bardiglio Grey Polished  
AZRL Marvel Carrara Pure Polished  
AZRM Marvel Nero Marquina Polished



± 9 mm

30x60 cm - 11 3/4"x23 5/8"

DØ39 Marvel Bianco Dolomite Polished  
DØ4Ø Marvel Cream Prestige Polished  
DØ41 Marvel Bardiglio Grey Polished  
DØ44 Marvel Carrara Pure Polished  
DØ45 Marvel Nero Marquina Polished



± 9 mm

75x150 cm - 29 1/2"x59"

A7GE Marvel Bianco Dolomite Polished  
A7GF Marvel Cream Prestige Polished  
A7GG Marvel Bardiglio Grey Polished  
A7GH Marvel Carrara Pure Polished  
A7GI Marvel Nero Marquina Polished




± 9 mm

75x75 cm - 29 1/2"x29 1/2"

AZNH Marvel Bianco Dolomite Polished  
AZNI Marvel Cream Prestige Polished  
AZNJ Marvel Bardiglio Grey Polished  
AZNK Marvel Carrara Pure Polished  
AZNL Marvel Nero Marquina Polished



BIANCO DOLOMITE



CARRARA PURE



CREAM PRESTIGE



BARDIGLIO GREY



NERO MARQUINA

<sup>(1)</sup> The glossy polished finish is suitable for residential or low-traffic commercial floors, where no anti-slip performance is required, and for walls. The polished glossy surface finish, surprisingly brilliant and bright, features slight irregularities typical of natural marble. The extraordinary brilliance and the easy cleaning of the surface are the result of in-depth research aimed at guaranteeing its durability over time. If the product is in direct contact with the outdoors, provide devices for absorbing moisture and dirt to prevent scratches. - La finitura lappata lucida è indicata per pavimenti residenziali o commerciali poco sollecitati, laddove non siano richieste prestazioni antiscivolo, e per rivestimenti. La finitura lappata lucida offre una superficie sorprendentemente brillante e specchiante, con lievi irregolarità tipiche dei marmi naturali. La straordinaria lucentezza e l'elevata pulibilità della superficie sono frutto di studi approfonditi e accurate ricerche tecniche volte a garantirne la persistenza nel tempo. Se il prodotto è a diretto contatto con l'esterno, prevedere dei dispositivi di assorbimento dell'umidità e della sporcizia per prevenire la formazione di graffi.

INDEX



PRODUCT  
FINDER



SURFACE  
RANGE



COMPANY



COLLECTIONS



3D WALL  
CONCRETE & RESIN LOOK  
MARBLE LOOK  
STONE LOOK  
WOOD LOOK

LARGE SIZES



SLABS FOR  
COUNTERTOPS  
& FURNITURE



FURNITURE



FACADES



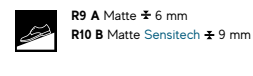
TECHNICAL  
SPECIFICATIONS





# Marvel Stone

## Porcelain Tiles



### SILK SURFACE <sup>(1)</sup>

Floor Wall



± 6 mm  
160x320 cm - 63"x126"  
AJK2 Marvel Nero Marquina Silk

### MATTE SURFACE



± 6 mm  
120x278 cm - 47 1/4"x109 1/2"  
A2RS Marvel Bianco Dolomite  
A2RV Marvel Carrara Pure



Sensitech  
± 9 mm  
120x120 cm - 47 1/4"x47 1/4"  
A2Ø4 Marvel Bianco Dolomite  
A2Ø7 Marvel Carrara Pure



Sensitech  
± 9 mm  
60x120 cm - 23 5/8"x47 1/4"  
A21C Marvel Bianco Dolomite  
A21E Marvel Carrara Pure



Sensitech  
± 9 mm  
60x60 cm - 23 5/8"x23 5/8"  
AZQS Marvel Bianco Dolomite  
AZQT Marvel Cream Prestige  
AZQU Marvel Bardiglio Grey  
AZQV Marvel Carrara Pure  
AZQW Marvel Nero Marquina



Sensitech  
± 9 mm  
30x60 cm - 11 3/4"x23 5/8"  
D11Ø Marvel Bianco Dolomite  
D111 Marvel Cream Prestige  
D112 Marvel Bardiglio Grey  
D113 Marvel Carrara Pure  
D114 Marvel Nero Marquina

### TRIM TILES P. 300

	Battiscopa		Digitale 4,6x60 cm 1 1/4"x23 5/8"		Gradino *		Scalino *		Scalino Ang. *		Battiscopa Sag. Scala *		Davanzale / Soglia *	
	Matte	Polished	Matte	Polished	Matte	Matte	Matte	DX	SX	DX	SX	DX	SX	Matte
Bianco Dolomite	ATDT	ATDO	ATDJ	ATDE	ATDY	ATD3	ATEE	ATD8	ATEO	ATEJ				
Cream Prestige	ATDU	ATDP	ATDK	ATDF	ATDZ	ATD4	ATEF	ATD9	ATEP	ATEK				
Bardiglio Grey	ATDV	ATDG	ATDL	ATDG	ATDØ	ATD5	ATEG	ATEA	ATEQ	ATEL				
Carrara Pure	ATDW	ATDR	ATDM	ATDH	ATD1	ATD6	ATEH	ATEC	ATER	ATEM				
Nero Marquina	ATDX	ATDS	ATDN	ATDI	ATD2	ATD7	ATEI	ATED	ATES	ATEN				


\* These parts are supplied to order - I pezzi sono disponibili su ordinazione - Les pièces sont disponibles sur commande - Die Teile sind auf Bestellung lieferbar - Las piezas se hacen por encargo - Изготавливаются на заказ

<sup>(1)</sup> The silk finish is suitable for residential or low-traffic commercial floors, where no anti-slip performance is required. The surface's shine and great ease of cleaning are the result of in-depth studies and technical research aimed at ensuring its durability over time. If the product is in direct contact with the outdoors, moisture and dirt absorption devices must be used to prevent scratching. - La finitura silk è indicata per pavimenti residenziali o commerciali poco sollecitati, laddove non siano richieste prestazioni antiscivolo. La lucentezza e l'elevata facilità di pulizia della superficie sono frutto di studi approfonditi e accurate ricerche tecniche volte a garantirne la persistenza nel tempo. Se il prodotto è a diretto contatto con l'esterno, prevedere dei dispositivi di assorbimento dell'umidità e dello sporco per prevenire la formazione di graffi.

Sensitech P.402




BIANCO DOLOMITE



CARRARA PURE



CREAM PRESTIGE



BARDIGLIO GREY



NERO MARQUINA

INDEX



PRODUCT  
FINDER



SURFACE  
RANGE



COMPANY



COLLECTIONS



3D WALL  
CONCRETE & RESIN LOOK  
MARBLE LOOK  
STONE LOOK  
WOOD LOOK

LARGE SIZES



SLABS FOR  
COUNTERTOPS  
& FURNITURE



FURNITURE



FACADES



TECHNICAL  
SPECIFICATIONS

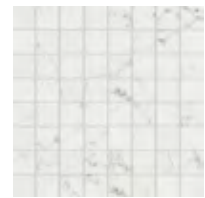




# Marvel Stone

## Porcelain Tiles

### DECOR RANGE



AS3Y Marvel Carrara Pure Mosaico Matte  
30x30 - 1<sup>1</sup>/<sub>8</sub>"x1<sup>1</sup>/<sub>8</sub>"



AS3V Marvel Bianco Dolomite Mosaico Matte  
30x30 - 1<sup>1</sup>/<sub>8</sub>"x1<sup>1</sup>/<sub>8</sub>"




AS3W Marvel Cream Prestige Mosaico Matte  
30x30 - 1<sup>1</sup>/<sub>8</sub>"x1<sup>1</sup>/<sub>8</sub>"




AS3X Marvel Bardiglio Grey Mosaico Matte  
30x30 - 1<sup>1</sup>/<sub>8</sub>"x1<sup>1</sup>/<sub>8</sub>"



AS3Z Marvel Nero Marquina Mosaico Matte  
30x30 - 1<sup>1</sup>/<sub>8</sub>"x1<sup>1</sup>/<sub>8</sub>"



3,5x3,5 cm - 1<sup>1</sup>/<sub>8</sub>"x1<sup>1</sup>/<sub>8</sub>"




AS3T Marvel Carrara Pure Mosaico Polished  
30x30 - 1<sup>1</sup>/<sub>8</sub>"x1<sup>1</sup>/<sub>8</sub>"




AS2T Marvel Bianco Dolomite Mosaico Polished  
30x30 - 1<sup>1</sup>/<sub>8</sub>"x1<sup>1</sup>/<sub>8</sub>"




AS3Q Marvel Cream Prestige Mosaico Polished  
30x30 - 1<sup>1</sup>/<sub>8</sub>"x1<sup>1</sup>/<sub>8</sub>"



AS3S Marvel Bardiglio Grey Mosaico Polished  
30x30 - 1<sup>1</sup>/<sub>8</sub>"x1<sup>1</sup>/<sub>8</sub>"



AS3U Marvel Nero Marquina Mosaico Polished  
30x30 - 1<sup>1</sup>/<sub>8</sub>"x1<sup>1</sup>/<sub>8</sub>"



1,7x1,7 cm - 5/<sub>8</sub>"x5/<sub>8</sub>"



AS2J Marvel Carrara Pure Mosaico Esagono Polished  
30x35 - 1<sup>1</sup>/<sub>8</sub>"x13/<sub>8</sub>"



AS2G Marvel Bianco Dolomite Mosaico Esagono Polished  
30x35 - 1<sup>1</sup>/<sub>8</sub>"x13/<sub>8</sub>"



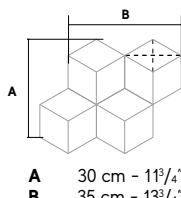
AS2H Marvel Cream Prestige Mosaico Esagono Polished  
30x35 - 1<sup>1</sup>/<sub>8</sub>"x13/<sub>8</sub>"



AS2I Marvel Bardiglio Grey Mosaico Esagono Polished  
30x35 - 1<sup>1</sup>/<sub>8</sub>"x13/<sub>8</sub>"



AS2K Marvel Nero Marquina Mosaico Esagono Polished  
30x35 - 1<sup>1</sup>/<sub>8</sub>"x13/<sub>8</sub>"



A 30 cm - 1<sup>1</sup>/<sub>8</sub>"  
B 35 cm - 13/<sub>8</sub>"  
10x17 cm - 3<sup>7</sup>/<sub>8</sub>"x6<sup>1</sup>/<sub>8</sub>"



AS4A Marvel Carrara Pure Mosaico Esagono 3D <sup>(1)</sup>  
28,2x35,3 - 11"x14"



AS36 Marvel Bianco Dolomite Mosaico Esagono 3D <sup>(1)</sup>  
28,2x35,3 - 11"x14"



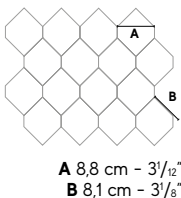
AS38 Marvel Cream Prestige Mosaico Esagono 3D <sup>(1)</sup>  
28,2x35,3 - 11"x14"



AS39 Marvel Bardiglio Grey Mosaico Esagono 3D <sup>(1)</sup>  
28,2x35,3 - 11"x14"



AS4B Marvel Nero Marquina Mosaico Esagono 3D <sup>(1)</sup>  
28,2x35,3 - 11"x14"




A 8,8 cm - 3/<sub>8</sub>"  
B 8,1 cm - 3/<sub>8</sub>"




AS34 Marvel Carrara Pure Mosaico Polished Burattato <sup>(2)</sup>  
29,8x29,8 - 1<sup>1</sup>/<sub>8</sub>"x1<sup>1</sup>/<sub>8</sub>"



AS31 Marvel Bianco Dolomite Mosaico Polished Burattato <sup>(2)</sup>  
29,8x29,8 - 1<sup>1</sup>/<sub>8</sub>"x1<sup>1</sup>/<sub>8</sub>"




AS32 Marvel Cream Prestige Mosaico Polished Burattato <sup>(2)</sup>  
29,8x29,8 - 1<sup>1</sup>/<sub>8</sub>"x1<sup>1</sup>/<sub>8</sub>"



AS33 Marvel Bardiglio Grey Mosaico Polished Burattato <sup>(2)</sup>  
29,8x29,8 - 1<sup>1</sup>/<sub>8</sub>"x1<sup>1</sup>/<sub>8</sub>"



AS35 Marvel Nero Marquina Mosaico Polished Burattato <sup>(2)</sup>  
29,8x29,8 - 1<sup>1</sup>/<sub>8</sub>"x1<sup>1</sup>/<sub>8</sub>"



3,5x1,7 cm  
1<sup>1</sup>/<sub>8</sub>"x5/<sub>8</sub>"



AS1V Marvel Carrara Pure Chevron Polished  
22,5x22,9 - 8<sup>7</sup>/<sub>8</sub>"x9"



AS1Q Marvel Bianco Dolomite Chevron Polished  
22,5x22,9 - 8<sup>7</sup>/<sub>8</sub>"x9"



AS1R Marvel Cream Prestige Chevron Polished  
22,5x22,9 - 8<sup>7</sup>/<sub>8</sub>"x9"



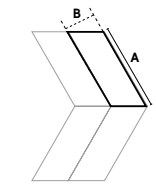
AS1U Marvel Bardiglio Grey Chevron Polished  
22,5x22,9 - 8<sup>7</sup>/<sub>8</sub>"x9"



AS1W Marvel Nero Marquina Chevron Polished  
22,5x22,9 - 8<sup>7</sup>/<sub>8</sub>"x9"



AS2F Marvel Chevron Cold Polished  
22,5x22,9 - 8<sup>7</sup>/<sub>8</sub>"x9"  
Carrara Pure + Nero Marquina



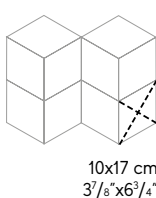
A 26,4 cm - 10<sup>3</sup>/<sub>8</sub>"  
B 9,6 cm - 3<sup>3</sup>/<sub>4</sub>"



AS2L Marvel Mosaico Esagono Geo Cold Polished  
25,4x35,2 - 10"x13<sup>3</sup>/<sub>4</sub>"  
Carrara Pure + Bardiglio Grey + Nero Marquina



AS2M Marvel Mosaico Esagono Geo Warm Polished  
25,4x35,2 - 10"x13<sup>3</sup>/<sub>4</sub>"  
Bianco Dolomite + Cream Prestige + Nero Marquina



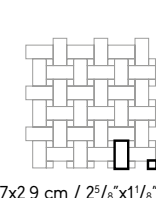
10x17 cm  
3<sup>7</sup>/<sub>8</sub>"x6<sup>1</sup>/<sub>8</sub>"



AS2O Marvel Basketweave Cold Polished  
30x30 - 1<sup>1</sup>/<sub>8</sub>"x1<sup>1</sup>/<sub>8</sub>"  
Carrara Pure + Nero Marquina



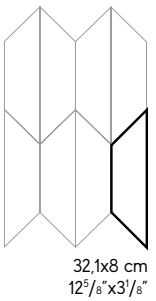
AS2P Marvel Basketweave Warm Polished  
30x30 - 1<sup>1</sup>/<sub>8</sub>"x1<sup>1</sup>/<sub>8</sub>"  
Cream Prestige + Nero Marquina



6,7x2,9 cm / 2<sup>5</sup>/<sub>8</sub>"x1<sup>1</sup>/<sub>8</sub>"  
1,7x1,7 cm / 5/<sub>8</sub>"x5/<sub>8</sub>"



AMMS Marvel Half Hex Cold Polished  
33x48,3 - 13"x19"  
Carrara Pure + Nero Marquina



32,1x8 cm  
12<sup>1</sup>/<sub>8</sub>"x3<sup>3</sup>/<sub>8</sub>"

INDEX



PRODUCT FINDER



SURFACE RANGE



COMPANY



COLLECTIONS



3D WALL  
CONCRETE & RESIN LOOK  
MARBLE LOOK  
STONE LOOK  
WOOD LOOK

LARGE SIZES



SLABS FOR COUNTERTOPS & FURNITURE



FURNITURE



FACADES



TECHNICAL SPECIFICATIONS



<sup>(1)</sup> Multi-thickness mosaic, close joint installation without grouting. - Mosaico multispessore, posa senza stuccatura a giunto unito. - Mosaïque multi-épaisseur, pose sans mastic avec joint nul. - Mosaik mit verschiedenen Stärken, fugenlose Verlegung ohne Mörtel. Mosaico multiespesor, colocación sin mástique y sin juntas. - Мозаика разной толщины, укладка встык без затирки швов.

<sup>(2)</sup> Tumbled, irregularities in the edges are not defects but rather features intrinsic to this type of product. - Burattato. Le irregolarità del bordo non sono da considerarsi un difetto ma una caratteristica intrinseca di questa tipologia di prodotto. - Tamisé. Les irrégularités des bords ne doivent pas être considérées comme un défaut mais comme une caractéristique intrinsèque de ce type de produit. - Genarbt. Die unregelmäßigen Kanten sind nicht als Fehler zu betrachten, sie sind ein für dieses Produkt charakteristisches Merkmal. - Tamboreado. Las irregularidades de los bordes no deben considerarse un defecto, sino una característica intrínseca de este tipo de productos. - Галтованная мозаика. Неровности граней являются не дефектом, а неотъемлемой характеристикой данного вида изделий.

<sup>(3)</sup> The decoration can only be laid on the wall. - Il decoro si può posare solo a rivestimento. - Décor uniquement mural. - Das Dekor kann nur an der Wand verlegt werden. La decoración se puede colocar únicamente en paredes. - Декор может быть уложен только на стену.



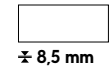
# Marvel Stone

## Wall Tiles




### SHINY SURFACE


Wall




**± 8,5 mm**  
**50x120 cm - 19<sup>5</sup>/<sub>8</sub>"x47<sup>1</sup>/<sub>4</sub>"**  
 A4S3 Marvel Carrara Pure  
 A4S4 Marvel Bianco Dolomite  
 A4S5 Marvel Cream Prestige  
 A4S6 Marvel Bardiglio Grey  
 A4S7 Marvel Nero Marquina




**± 8,5 mm**  
**40x80 cm - 15<sup>3</sup>/<sub>4</sub>"x31<sup>1</sup>/<sub>2</sub>"**  
 9MSF Marvel Carrara Pure  
 9MSB Marvel Bianco Dolomite  
 9MSI Marvel Cream Prestige  
 9MSD Marvel Bardiglio Grey  
 9MSM Marvel Nero Marquina




**± 8,5 mm**  
**8x31,5 cm - 3<sup>1</sup>/<sub>8</sub>"x12<sup>3</sup>/<sub>8</sub>"**  
 AZA2 Marvel Carrara Pure Brick




CARRARA PURE




BIANCO DOLOMITE



CREAM PRESTIGE




BARDIGLIO GREY




NERO MARQUINA


### DECOR RANGE




9MQC Carrara Pure Mosaic Q  
 30,5x30,5 - 12"x12"




9MQB Bianco Dolomite Mosaic Q  
 30,5x30,5 - 12"x12"



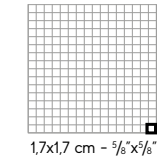
9MQE Cream Prestige Mosaic Q  
 30,5x30,5 - 12"x12"



9MQA Bardiglio Grey Mosaic Q  
 30,5x30,5 - 12"x12"



9MQN Nero Marquina Mosaic Q  
 30,5x30,5 - 12"x12"



17x17 cm - 5/8"x5/8"



9SHC Carrara Pure Herringbone Wall  
 30,5x30 - 12"x11<sup>1</sup>/<sub>4</sub>"



9SHD Bianco Dolomite Herringbone Wall  
 30,5x30 - 12"x11<sup>1</sup>/<sub>4</sub>"



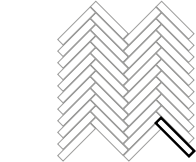
9SHE Cream Prestige Herringbone Wall  
 30,5x30 - 12"x11<sup>1</sup>/<sub>4</sub>"



9SHB Bardiglio Grey Herringbone Wall  
 30,5x30 - 12"x11<sup>1</sup>/<sub>4</sub>"



9SHN Nero Marquina Herringbone Wall  
 30,5x30 - 12"x11<sup>1</sup>/<sub>4</sub>"



1,7x10,6 cm - 5/8"x4<sup>1</sup>/<sub>8</sub>"



9STA Carrara Pure Twist  
 30,5x30,5 - 12"x12"



9STD Bianco Dolomite Twist  
 30,5x30,5 - 12"x12"



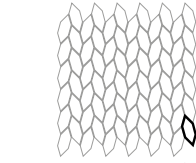
9STE Cream Prestige Twist  
 30,5x30,5 - 12"x12"



9STB Bardiglio Grey Twist  
 30,5x30,5 - 12"x12"



9STN Nero Marquina Twist  
 30,5x30,5 - 12"x12"



2,5x6,8 cm - 1"x2<sup>2</sup>/<sub>8</sub>"



9SCA Carrara Pure Chevron Wall  
 30,5x25 - 12"x9<sup>7</sup>/<sub>8</sub>"



9SCD Bianco Dolomite Chevron Wall  
 30,5x25 - 12"x9<sup>7</sup>/<sub>8</sub>"



9SCN Nero Marquina Chevron Wall  
 30,5x25 - 12"x9<sup>7</sup>/<sub>8</sub>"



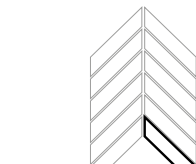
9SCL Chevron Cold Wall  
 30,5x25 - 12"x9<sup>7</sup>/<sub>8</sub>"  
 Carrara Pure + Nero Marquina



9SCW Chevron Warm Wall  
 30,5x25 - 12"x9<sup>7</sup>/<sub>8</sub>"  
 Bianco Dolomite + Nero Marquina



9SCM Chevron Mix Wall  
 30,5x25 - 12"x9<sup>7</sup>/<sub>8</sub>"  
 Carrara Pure + Bardiglio Grey + Nero Marquina




17,5x3,4 cm - 6<sup>7</sup>/<sub>8</sub>"x1<sup>1</sup>/<sub>8</sub>"



ASEK Marvel Greca Gold <sup>(1)</sup>  
 7,8x30,5 - 3<sup>1</sup>/<sub>8</sub>"x12"



ASEM Marvel Greca A.E. <sup>(1)</sup>  
 7,8x12 - 3<sup>1</sup>/<sub>8</sub>"x1<sup>1</sup>/<sub>2</sub>"



LVGB Marvel Gold Black <sup>(1)</sup>  
 7,8x30,5 - 3<sup>1</sup>/<sub>8</sub>"x12"



AVGB Marvel Gold Black A.E. <sup>(1)</sup>  
 7,8x12 - 3<sup>1</sup>/<sub>8</sub>"x1<sup>1</sup>/<sub>2</sub>"



LVGW Marvel Gold White <sup>(1)</sup>  
 7,8x30,5 - 3<sup>1</sup>/<sub>8</sub>"x12"



AVGW Marvel Gold White A.E. <sup>(1)</sup>  
 7,8x12 - 3<sup>1</sup>/<sub>8</sub>"x1<sup>1</sup>/<sub>2</sub>"

<sup>(1)</sup> Contains gold. The use of a common mild detergent is recommended. Avoid using acidic or alkaline products, waxes, steel wool, or abrasives. - Parti in oro. Si consiglia l'utilizzo di un comune detergente neutro. Evitare l'utilizzo di prodotti acidi o alcalini, ceranti, pagliette di metallo o abrasive. - Parties dorées. Nous vous conseillons d'utiliser des détergents neutres courants. Éviter l'utilisation de cires et de produits acides ou alcalins, ainsi que les pâilles métalliques ou abrasives - Teile aus Gold. Es empfiehlt sich, ein haushaltsübliches, neutrales Reinigungsmittel zu verwenden. Saure oder alkalische Produkte, Wachs sowie Metallwolle- bzw. Scheuerschwämme sind zu vermeiden. - Partes doradas. Recomendamos utilizar un detergente neutro común. Hay que evitar el uso de productos ácidos o alcalinos, ceras y estropeajos de metal o abrasivos. - Золотые детали. Рекомендуется чистить обычным нейтральным моющим средством. Не рекомендуется использовать кислотные, щелочные, восковые средства, а также металлические мочалки.

INDEX



PRODUCT FINDER



SURFACE RANGE



COMPANY



COLLECTIONS




3D WALL  
 CONCRETE & RESIN LOOK  
 MARBLE LOOK  
 STONE LOOK  
 WOOD LOOK

LARGE SIZES



SLABS FOR COUNTERTOPS & FURNITURE



FURNITURE



FACADES



TECHNICAL SPECIFICATIONS





# Marvel Travertine

In collaboration with **HBA**

COLLECTION  
CATALOG



VIDEO



- Floor
- Wall
- Decors
- Outdoor
- Slabs for countertops and furniture
- Bathroom furniture
- Tables
- Facades



## Porcelain Tiles RECTIFIED MONOCALIBER

### VEIN CUT

Sizes	Thickness	Surface finish
120x278 cm - 47 <sup>1</sup> / <sub>4</sub> "x109 <sup>1</sup> / <sub>2</sub> "	± 6 mm	Matte <b>R9 A</b>
120x240 cm - 47 <sup>1</sup> / <sub>4</sub> "x94 <sup>1</sup> / <sub>2</sub> "	± 9 mm	Matte <b>Sensitech R10 B</b>
60x120 cm - 23 <sup>5</sup> / <sub>8</sub> "x47 <sup>1</sup> / <sub>4</sub> "	± 6 mm	Matte <b>R9 A</b>
60x120 cm - 23 <sup>5</sup> / <sub>8</sub> "x47 <sup>1</sup> / <sub>4</sub> "	± 9 mm	Matte <b>Sensitech R10 B</b>

### LARGE SIZES P. 304

### OUTDOOR AND WET AREAS

60x120 cm - 23 <sup>5</sup> / <sub>8</sub> "x47 <sup>1</sup> / <sub>4</sub> "	± 9 mm	Grip <b>Sensitech R11 C</b>
60x120 cm - 23 <sup>5</sup> / <sub>8</sub> "x47 <sup>1</sup> / <sub>4</sub> "	± 20 mm	Outdoor <b>Sensitech R11 C</b>

### atlasPLAN

160x320 cm - 63"x126"	± 6 mm	Hammered <b>R9 A</b>
-----------------------	--------	----------------------

### SLABS FOR COUNTERTOPS & FURNITURE

162x324 cm - 63 <sup>3</sup> / <sub>4</sub> "x127 <sup>1</sup> / <sub>2</sub> " NON-RECTIFIED	± 12 mm	Hammered
--	---------	----------

### CROSS CUT

Sizes	Thickness	Surface finish
120x120 cm - 47 <sup>1</sup> / <sub>4</sub> "x47 <sup>1</sup> / <sub>4</sub> "	± 9 mm	Matte <b>Sensitech R10 B</b>
60x120 cm - 23 <sup>5</sup> / <sub>8</sub> "x47 <sup>1</sup> / <sub>4</sub> "	± 9 mm	Matte <b>Sensitech R10 B</b>
60x60 cm - 23 <sup>5</sup> / <sub>8</sub> "x23 <sup>5</sup> / <sub>8</sub> "	± 9 mm	Matte <b>Sensitech R10 B</b>

### OUTDOOR AND WET AREAS

60x120 cm - 23 <sup>5</sup> / <sub>8</sub> "x47 <sup>1</sup> / <sub>4</sub> "	± 9 mm	Grip <b>Sensitech R11 C</b>
---	--------	-----------------------------

INDEX



PRODUCT  
FINDER



SURFACE  
RANGE



COMPANY



COLLECTIONS



3D WALL  
CONCRETE & RESIN LOOK  
MARBLE LOOK  
STONE LOOK  
WOOD LOOK

LARGE SIZES



SLABS FOR  
COUNTERTOPS  
& FURNITURE



FURNITURE



FACADES



TECHNICAL  
SPECIFICATIONS





# Marvel Travertine



Matte ± 6 mm  
Hammered ± 6 mm



Matte Sensitech ± 9 mm  
Grip Sensitech ± 9 mm  
Outdoor Sensitech ± 20 mm



R9 A Matte / Hammered ± 6 mm  
R10 B Matte Sensitech ± 9 mm  
R11 C Grip Sensitech ± 9 mm  
R11 C Outdoor Sensitech ± 20 mm



V3 Moderate  
Variation

## Porcelain Tiles


### Vein Cut

#### MATTE SURFACE

Floor Wall



± 6 mm  
160x320 cm - 63"x126"  
AJKQ Marvel Travertino Sand Hammered



± 6 mm  
120x278 cm - 47 1/4"x109 1/2"  
AFS1 Marvel White Vein  
AFS2 Marvel Sand Vein  
AFS3 Marvel Pearl Vein



± 6 mm  
60x120 cm - 23 5/8"x47 1/4"  
AKQO Marvel White Vein  
AKQP Marvel Sand Vein  
AKQQ Marvel Pearl Vein



± 9 mm  
120x240 cm - 47 1/4"x94 1/2"  
AFT7 Marvel White Vein  
AFT8 Marvel Sand Vein  
AFT9 Marvel Pearl Vein




± 9 mm  
60x120 cm - 23 5/8"x47 1/4"  
A8UW Marvel White Vein  
AFUA Marvel Sand Vein  
AFUB Marvel Pearl Vein


#### GRIP SURFACE

#### OUTDOOR ± 20 mm

Outdoor



± 9 mm  
60x120 cm - 23 5/8"x47 1/4"  
AFUC Marvel White Vein Grip  
AFUD Marvel Sand Vein Grip  
AFUE Marvel Pearl Vein Grip



± 20 mm  
60x120 cm - 23 5/8"x47 1/4"  
AGE7 Marvel White Vein 20 mm  
AGE8 Marvel Sand Vein 20 mm  
AGE9 Marvel Pearl Vein 20 mm


### Cross Cut

#### MATTE SURFACE

Floor Wall



± 9 mm  
120x120 cm - 47 1/4"x47 1/4"  
A8WU Marvel White Cross  
A8WV Marvel Sand Cross  
A8WW Marvel Pearl Cross



± 9 mm  
60x120 cm - 23 5/8"x47 1/4"  
A8UZ Marvel White Cross  
AFUF Marvel Sand Cross  
AFUG Marvel Pearl Cross



± 9 mm  
60x60 cm - 23 5/8"x23 5/8"  
AFUK Marvel White Cross  
AFUL Marvel Sand Cross  
AFUM Marvel Pearl Cross

#### GRIP SURFACE

Outdoor



± 9 mm  
60x120 cm - 23 5/8"x47 1/4"  
AFUH Marvel White Cross Grip  
AFUI Marvel Sand Cross Grip  
AFUJ Marvel Pearl Cross Grip



WHITE VEIN CUT



WHITE CROSS CUT



SAND VEIN CUT



SAND CROSS CUT



PEARL VEIN CUT



PEARL CROSS CUT

INDEX



PRODUCT  
FINDER



SURFACE  
RANGE



COMPANY



COLLECTIONS



- 3D WALL
- CONCRETE & RESIN LOOK
- MARBLE LOOK
- STONE LOOK
- WOOD LOOK

LARGE SIZES



SLABS FOR  
COUNTERTOPS  
& FURNITURE



FURNITURE



FACADES



TECHNICAL  
SPECIFICATIONS





# Marvel Travertine

## Porcelain Tiles



### DECOR RANGE



AF9S Marvel Travertine White Diamond <sup>®</sup>  
60x60 cm - 23<sup>5</sup>/<sub>8</sub>"x23<sup>5</sup>/<sub>8</sub>"  
Cross Cut




AF9T Marvel Travertine Sand Diamond <sup>®</sup>  
60x60 cm - 23<sup>5</sup>/<sub>8</sub>"x23<sup>5</sup>/<sub>8</sub>"  
Cross Cut



AF9U Marvel Travertine Pearl Diamond <sup>®</sup>  
60x60 cm - 23<sup>5</sup>/<sub>8</sub>"x23<sup>5</sup>/<sub>8</sub>"  
Cross Cut



AF9P Marvel Travertine White Cross Chiselled Urban Grid <sup>®</sup>  
30x60 cm - 11<sup>3</sup>/<sub>4</sub>"x23<sup>5</sup>/<sub>8</sub>"  
Cross Cut

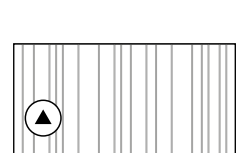


AF9Q Marvel Travertine Sand Cross Chiselled Urban Grid <sup>®</sup>  
30x60 cm - 11<sup>3</sup>/<sub>4</sub>"x23<sup>5</sup>/<sub>8</sub>"  
Cross Cut

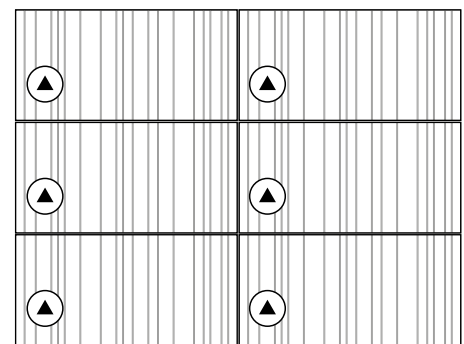


AF9R Marvel Travertine Pearl Cross Chiselled Urban Grid <sup>®</sup>  
30x60 cm - 11<sup>3</sup>/<sub>4</sub>"x23<sup>5</sup>/<sub>8</sub>"  
Cross Cut

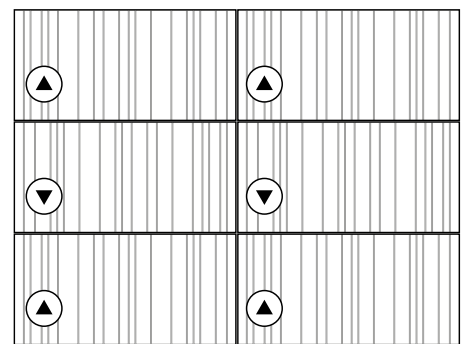
For best results it is recommended to follow one of the following laying patterns. - Per un risultato estetico ottimale si consiglia di seguire uno dei seguenti schemi di posa. - Nous vous invitons à respecter un des schémas de pose suivants pour un résultat esthétique optimal. - Für ein optisch optimales Resultat empfehlen wir, eines der nachstehenden Verlegemuster zu befolgen. - Para obtener un mejor resultado estético, es aconsejable seguir uno de los siguientes esquemas de colocación. - Для достижения наилучшего эстетического результата рекомендуется использовать одну из следующих схем укладки.



LAYING PATTERN 1



LAYING PATTERN 2



<sup>®</sup> Application of decorative materials. The use of a common mild detergent is recommended. Avoid using acidic or alkaline products, waxes, steel wool, or abrasives. - Applicazione di materie decorative. Si consiglia l'utilizzo di un comune detergente neutro. Evitare l'utilizzo di prodotti acidi o alcalini, ceranti e pagliette di metallo o abrasive. - Application de matériaux décoratifs. Nous conseillons l'emploi de détergents neutres courants. Éviter l'utilisation de cires et de produits acides ou alcalins, ainsi que les pâilles métalliques ou abrasives. - Dekorationsmaterial. Es empfiehlt sich, ein handelsübliches, neutrales Reinigungsmittel zu verwenden. Saure oder alkalische Produkte, Wachs sowie Stahlwolle- bzw. Scheuerschwämme sind zu vermeiden. - Aplicación de materiales decorativos. Recomendamos utilizar un detergente neutro común. Hay que evitar el uso de productos ácidos o alcalinos, ceras y estropajos de metal o abrasivos. - Применение декоративных материалов. Рекомендуется использовать нейтральное моющее средство. Не рекомендуется использовать кислотные, щелочные, восковые средства, а также металлические мошники.

<sup>®</sup> Engraved mosaic. For best results it is advisable to completely plaster the engravings. - Mosaico inciso, per risultato ottimale si consiglia di stuccare completamente le incisioni. - Mosaïque gravée, pour de meilleurs résultats, il est recommandé de remplir complètement les gravures. - Graviertes Mosaik, für ein optimales Resultat sollten die Gravuren vollständig verspachtelt werden. - Mosaico grabado, para obtener los mejores resultados se recomienda enmasillar el grabado en su totalidad. - Высеченная мозаика. Для оптимального результата рекомендуется полностью заделывать углубления затиркой.



### DECOR RANGE



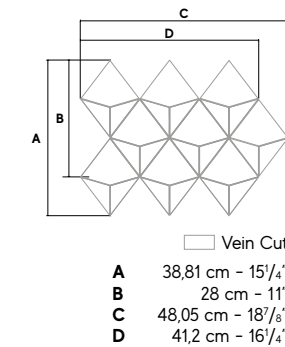
AF9J Marvel Travertine White Mosaico Origami  
28x41,2 cm - 11"x16<sup>1</sup>/<sub>4</sub>"



AF9K Marvel Travertine Sand Mosaico Origami  
28x41,2 cm - 11"x16<sup>1</sup>/<sub>4</sub>"



AF9L Marvel Travertine Pearl Mosaico Origami  
28x41,2 cm - 11"x16<sup>1</sup>/<sub>4</sub>"



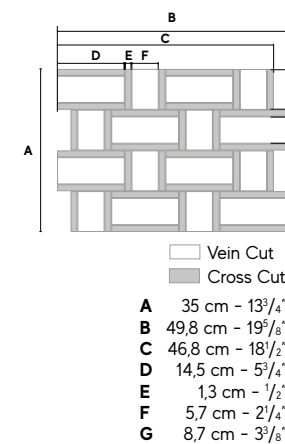
AF9M Marvel Travertine White Mosaico Basketweave  
35x46,8 cm - 13<sup>3</sup>/<sub>4</sub>"x18<sup>3</sup>/<sub>4</sub>"



AF9N Marvel Travertine Sand Mosaico Basketweave  
35x46,8 cm - 13<sup>3</sup>/<sub>4</sub>"x18<sup>3</sup>/<sub>4</sub>"



AF9O Marvel Travertine Pearl Mosaico Basketweave  
35x46,8 cm - 13<sup>3</sup>/<sub>4</sub>"x18<sup>3</sup>/<sub>4</sub>"



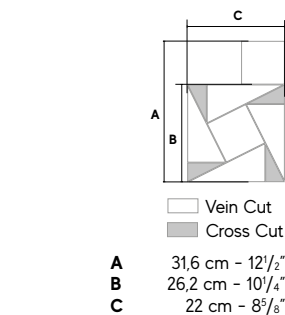
AF9G Marvel Travertine White Mosaico Tessellation  
22x26 cm - 8<sup>5</sup>/<sub>8</sub>"x10<sup>1</sup>/<sub>4</sub>"



AF9H Marvel Travertine Sand Mosaico Tessellation  
22x26 cm - 8<sup>5</sup>/<sub>8</sub>"x10<sup>1</sup>/<sub>4</sub>"



AF9I Marvel Travertine Pearl Mosaico Tessellation  
22x26 cm - 8<sup>5</sup>/<sub>8</sub>"x10<sup>1</sup>/<sub>4</sub>"



TRIM TILES P. 300	Battiscopa	Gradino *	Scalino *	Scalino Ang.*	Corner * ± 6 mm	Battiscopa Sag. Scala *	Davanzale / Soglia *	Elemento L	
	Digitale 7,2x120 cm 2 <sup>1</sup> / <sub>8</sub> "x47 <sup>1</sup> / <sub>4</sub> " Matte	30x120 cm 11 <sup>3</sup> / <sub>4</sub> "x47 <sup>1</sup> / <sub>4</sub> " Matte	33x120 cm 13"x47 <sup>1</sup> / <sub>4</sub> " Matte	33x60 cm 13"x23 <sup>5</sup> / <sub>8</sub> " Matte	33x33 cm 13"x13" Matte	1x120 cm 3 <sup>7</sup> / <sub>8</sub> "x47 <sup>1</sup> / <sub>4</sub> " Matte	7,2x30 cm 2 <sup>7</sup> / <sub>8</sub> "x11 <sup>1</sup> / <sub>4</sub> " Matte	max 315x50 H.4 cm 124"x19 <sup>1</sup> / <sub>8</sub> " H.1 <sup>1</sup> / <sub>8</sub> " Matte	33x120 H. 4 cm 13"x47 <sup>1</sup> / <sub>4</sub> " H.1 <sup>1</sup> / <sub>8</sub> " Grip
White Vein Cut	AF7B	AF7T	AF7Z	-	DX	AF7K	AF7H	AGEV	
Sand Vein Cut	AF7C	AF7U	AF8A	-	AF9V	AF7L	AF7I	AGEW	
Pearl Vein Cut	AF7D	AF7V	AF8B	-	SX	AF7M	AF7J	AGEX	
White Cross Cut	AF7E	AF7W	AF8C	AGAA	AF9Y	AF7Q	AF7N	AGEY	
Sand Cross Cut	AF7F	AF7X	AF8D	AGEO	AF9Z	AF7R	AF7O	AGEZ	
Pearl Cross Cut	AF7G	AF7Y	AF8E	AGEP	AF9X	AF7S	AF7P	AGEØ	

\* These parts are supplied to order - I pezzi sono disponibili su ordinazione - Les pièces sont disponibles sur commande - Die Teile sind auf Bestellung lieferbar - Las piezas se hacen por encargo - Изготавливаются на заказ

INDEX



PRODUCT FINDER



SURFACE RANGE



COMPANY



COLLECTIONS




3D WALL  
CONCRETE & RESIN LOOK  
MARBLE LOOK  
STONE LOOK  
WOOD LOOK

LARGE SIZES



SLABS FOR COUNTERTOPS & FURNITURE



FURNITURE



FACADES



TECHNICAL SPECIFICATIONS





# Marvel X


COLLECTION  
CATALOG



VIDEO



- Floor
- Wall
- Decors
- Outdoor
- Slabs for countertops and furniture
- Bathroom furniture
- Tables
- Facades



## Porcelain Tiles RECTIFIED MONOCALIBER

Sizes	Thickness	Surface finish
120x278 cm - 47 <sup>1</sup> / <sub>4</sub> "x109 <sup>1</sup> / <sub>2</sub> "	± 6 mm	Polished   Silk
120x240 cm - 47 <sup>1</sup> / <sub>4</sub> "x94 <sup>1</sup> / <sub>2</sub> "	± 9 mm	Polished
120x120 cm - 47 <sup>1</sup> / <sub>4</sub> "x47 <sup>1</sup> / <sub>4</sub> "	± 9 mm	Polished   Silk
75x150 cm - 29 <sup>1</sup> / <sub>2</sub> "x59"	± 9 mm	Polished   Silk
75x75 cm - 29 <sup>1</sup> / <sub>2</sub> "x29 <sup>1</sup> / <sub>2</sub> "	± 9 mm	Polished   Silk
60x120 cm - 23 <sup>3</sup> / <sub>8</sub> "x47 <sup>1</sup> / <sub>4</sub> "	± 6 mm	Polished
60x120 cm - 23 <sup>3</sup> / <sub>8</sub> "x47 <sup>1</sup> / <sub>4</sub> "	± 9 mm	Polished   Matte <a href="#">Sensitech R10 B</a> Hammered Matte <a href="#">Sensitech R10 B</a>
60x60 cm - 23 <sup>3</sup> / <sub>8</sub> "x23 <sup>3</sup> / <sub>8</sub> "	± 9 mm	Polished   Matte <a href="#">Sensitech R10 B</a>
30x60 cm - 11 <sup>3</sup> / <sub>4</sub> "x23 <sup>3</sup> / <sub>8</sub> "	± 9 mm	Polished   Matte <a href="#">Sensitech R10 B</a>

LARGE SIZES P. 304

### OUTDOOR AND WET AREAS

60x120 cm - 23 <sup>3</sup> / <sub>8</sub> "x47 <sup>1</sup> / <sub>4</sub> "	± 20 mm	Outdoor <a href="#">Sensitech R11 C</a>
---	---------	---

### atlasPLAN

160x320 cm - 63"x126"	± 6 mm	Polished
-----------------------	--------	----------

### SLABS FOR COUNTERTOPS & FURNITURE

162x324 cm - 63 <sup>3</sup> / <sub>4</sub> "x127 <sup>1</sup> / <sub>2</sub> " NON-RECTIFIED	± 12 mm	Polished   Silk
--	---------	-----------------

INDEX



PRODUCT  
FINDER



SURFACE  
RANGE



COMPANY



COLLECTIONS



3D WALL  
CONCRETE & RESIN LOOK  
MARBLE LOOK  
STONE LOOK  
WOOD LOOK

LARGE SIZES



SLABS FOR  
COUNTERTOPS  
& FURNITURE



FURNITURE



FACADES



TECHNICAL  
SPECIFICATIONS





# Marvel X

## Porcelain Tiles



Polished  $\pm 6 - 9$  mm



V2 Slight Variation  
Calacatta Apuano



V3 Moderate Variation  
Calacatta Sublime,  
Calacatta Perla,  
Grey Cloud,  
Fior di Bosco

Floor Wall

### POLISHED SURFACE <sup>(1)</sup>



$\pm 6$  mm

**160x320 cm** - 63"x126"

AJRV Marvel Fior di Bosco Polished

AJRW Marvel Fior di Bosco Bookmatch Polished

AJRR Marvel Calacatta Apuano Polished Endless

AKFN Marvel Calacatta Apuano Polished Kit Endless <sup>(2) (3)</sup>



$\pm 6$  mm

**120x278 cm** - 47<sup>1</sup>/<sub>4</sub>"x109<sup>1</sup>/<sub>2</sub>"

AFUS Marvel Calacatta Apuano Polished

AFUT Marvel Calacatta Sublime Polished

AFWN Marvel Calacatta Sublime Kit Endless <sup>(2) (3)</sup>

AFUU Marvel Calacatta Perla Polished

AFUV Marvel Grey Cloud Polished

AFUW Marvel Fior di Bosco Polished



$\pm 6$  mm

**60x120 cm** - 23<sup>5</sup>/<sub>8</sub>"x47<sup>1</sup>/<sub>4</sub>"

AKQR Marvel Calacatta Apuano Polished

AKQS Marvel Fior di Bosco Polished



$\pm 9$  mm

**120x240 cm** - 47<sup>1</sup>/<sub>4</sub>"x94<sup>1</sup>/<sub>2</sub>"

AFU2 Marvel Calacatta Apuano Polished

AFU3 Marvel Calacatta Sublime Polished

AFU4 Marvel Calacatta Perla Polished

AFU5 Marvel Grey Cloud Polished

AFU6 Marvel Fior di Bosco Polished



$\pm 9$  mm

**120x120 cm** - 47<sup>1</sup>/<sub>4</sub>"x47<sup>1</sup>/<sub>4</sub>"

AFU7 Marvel Calacatta Apuano Polished

A8YT Marvel Calacatta Sublime Polished

AFU8 Marvel Calacatta Perla Polished

AFU9 Marvel Grey Cloud Polished

AFVA Marvel Fior di Bosco Polished



$\pm 9$  mm

**60x60 cm** - 23<sup>5</sup>/<sub>8</sub>"x23<sup>5</sup>/<sub>8</sub>"

AFVY Marvel Calacatta Apuano Polished

AFVZ Marvel Calacatta Sublime Polished

AFVØ Marvel Calacatta Perla Polished

AFV1 Marvel Grey Cloud Polished

AFV2 Marvel Fior di Bosco Polished



$\pm 9$  mm

**30x60 cm** - 11<sup>3</sup>/<sub>4</sub>"x23<sup>5</sup>/<sub>8</sub>"

AFV8 Marvel Calacatta Apuano Polished

AFV9 Marvel Calacatta Sublime Polished

AFWA Marvel Calacatta Perla Polished

AFWB Marvel Grey Cloud Polished

AFWC Marvel Fior di Bosco Polished



$\pm 9$  mm

**60x120 cm** - 23<sup>5</sup>/<sub>8</sub>"x47<sup>1</sup>/<sub>4</sub>"


A8Z2 Marvel Calacatta Apuano Polished

A8Z3 Marvel Calacatta Sublime Polished

A8Z4 Marvel Calacatta Perla Polished

A8Z5 Marvel Grey Cloud Polished

A8Z6 Marvel Fior di Bosco Polished



$\pm 9$  mm

**75x150 cm** - 29<sup>1</sup>/<sub>2</sub>"x59"

AFVB Marvel Calacatta Apuano Polished

AFVC Marvel Calacatta Sublime Polished

AFVD Marvel Calacatta Perla Polished

AEKQ Marvel Grey Cloud Polished

AEKR Marvel Fior di Bosco Polished



$\pm 9$  mm

**75x75 cm** - 29<sup>1</sup>/<sub>2</sub>"x29<sup>1</sup>/<sub>2</sub>"

AFVE Marvel Calacatta Apuano Polished

AFVF Marvel Calacatta Sublime Polished

AFVG Marvel Calacatta Perla Polished

AFVH Marvel Grey Cloud Polished

AFVI Marvel Fior di Bosco Polished



<sup>(1)</sup> The glossy polished finish is suitable for residential or low-traffic commercial floors, where no anti-slip performance is required, and for walls. The polished glossy surface finish, surprisingly brilliant and bright, features slight irregularities typical of natural marble. The extraordinary brilliance and the easy cleaning of the surface are the result of in-depth research aimed at guaranteeing its durability over time. If the product is in direct contact with the outdoors, provide devices for absorbing moisture and dirt to prevent scratches. - La finitura lappata lucida è indicata per pavimenti residenziali o commerciali poco sollecitati, laddove non siano richieste prestazioni antiscivolo, e per rivestimenti. La finitura lappata lucida offre una superficie sorprendentemente brillante e specchiante, con lievi irregolarità tipiche dei marmi naturali. La straordinaria lucentezza e l'elevata pulibilità della superficie sono frutto di studi approfonditi e accurate ricerche tecniche volte a garantirne la persistenza nel tempo. Se il prodotto è a diretto contatto con l'esterno, prevedere dei dispositivi di assorbimento dell'umidità e della sporcizia per prevenire la formazione di graffi.

<sup>(2) (3)</sup> Please read the notes at page 365

INDEX



PRODUCT  
FINDER



SURFACE  
RANGE



COMPANY



COLLECTIONS



3D WALL  
CONCRETE & RESIN LOOK  
MARBLE LOOK  
STONE LOOK  
WOOD LOOK

LARGE SIZES



SLABS FOR  
COUNTERTOPS  
& FURNITURE



FURNITURE



FACADES



TECHNICAL  
SPECIFICATIONS





# Marvel X

## Porcelain Tiles



Silk ± 6 - 9 mm



Matte Sensitech ± 9 mm  
Hammered Matte Sensitech ± 9 mm  
Outdoor Sensitech ± 20 mm



R10 B Matte Sensitech ± 9 mm  
R10 B Hammered Matte Sensitech ± 9 mm  
R11 C Outdoor Sensitech ± 20 mm




V2 Slight Variation  
Calacatta Apuano



V3 Moderate Variation  
Calacatta Sublime,  
Calacatta Perla,  
Grey Cloud,  
Fior di Bosco

### SILK SURFACE <sup>(1)</sup>

Floor Wall



± 6 mm

120x278 cm - 47 1/4" x 109 1/2"

AFUX Marvel Calacatta Apuano Silk

AFUY Marvel Calacatta Sublime Silk

AFWO Marvel Calacatta Sublime 120x278 Silk Kit Endless <sup>(2) (3)</sup>

AFUZ Marvel Calacatta Perla Silk

AFUØ Marvel Grey Cloud Silk

AFU1 Marvel Fior di Bosco Silk



± 9 mm

120x120 cm - 47 1/4" x 47 1/4"

AFVJ Marvel Calacatta Apuano Silk

AFVK Marvel Calacatta Sublime Silk

AFVL Marvel Calacatta Perla Silk

AFVM Marvel Grey Cloud Silk

AFVN Marvel Fior di Bosco Silk



± 9 mm

75x150 cm - 29 1/2" x 59"

AFVO Marvel Calacatta Apuano Silk

AFVP Marvel Calacatta Sublime Silk

AFVQ Marvel Calacatta Perla Silk

AFVR Marvel Grey Cloud Silk

AFVS Marvel Fior di Bosco Silk



± 9 mm

75x75 cm - 29 1/2" x 29 1/2"

AFVT Marvel Calacatta Apuano Silk

AFVU Marvel Calacatta Sublime Silk

AFVV Marvel Calacatta Perla Silk

AFVW Marvel Grey Cloud Silk

AFVX Marvel Fior di Bosco Silk

### MATTE SURFACE



± 9 mm

60x120 cm - 23 5/8" x 47 1/4"

AFWI Marvel Calacatta Apuano

AFWJ Marvel Calacatta Sublime

AFWK Marvel Calacatta Perla

AFWL Marvel Grey Cloud

AFWM Marvel Fior di Bosco



± 9 mm

60x60 cm - 23 5/8" x 23 5/8"

AFV3 Marvel Calacatta Apuano

AFV4 Marvel Calacatta Sublime

AFV5 Marvel Calacatta Perla

AFV6 Marvel Grey Cloud

AFV7 Marvel Fior di Bosco



± 9 mm

30x60 cm - 11 3/4" x 23 5/8"

AFWD Marvel Calacatta Apuano

AFWE Marvel Calacatta Sublime

AFWF Marvel Calacatta Perla

AFWG Marvel Grey Cloud

AFWH Marvel Fior di Bosco

### HAMMERED MATTE SURFACE



± 9 mm

60x120 cm - 23 5/8" x 47 1/4"

AFM2 Marvel Calacatta Apuano Hammered

AFM3 Marvel Fior di Bosco Hammered

### OUTDOOR SURFACE

Outdoor



± 20 mm

60x120 cm - 23 5/8" x 47 1/4"

AGFA Marvel Calacatta Apuano Hammered 20 mm

AGFB Marvel Fior di Bosco Hammered 20 mm

<sup>(1)</sup> The silk finish is suitable for residential or low-traffic commercial floors, where no anti-slip performance is required. The surface's shine and great ease of cleaning are the result of in-depth studies and technical research aimed at ensuring its durability over time. If the product is in direct contact with the outdoors, moisture and dirt absorption devices must be used to prevent scratching. - La finitura silk è indicata per pavimenti residenziali o commerciali poco sollecitati, laddove non siano richieste prestazioni antiscivolo. La lucentezza e l'elevata facilità di pulizia della superficie sono frutto di studi approfonditi e accurate ricerche tecniche volte a garantirne la persistenza nel tempo. Se il prodotto è a diretto contatto con l'esterno, prevedere dei dispositivi di assorbimento dell'umidità e dello sporco per prevenire la formazione di graffi.

<sup>(2) (3)</sup> Please read the notes at page 365

SILK/MATTE



CALACATTA APUANO




CALACATTA SUBLIME



CALACATTA PERLA

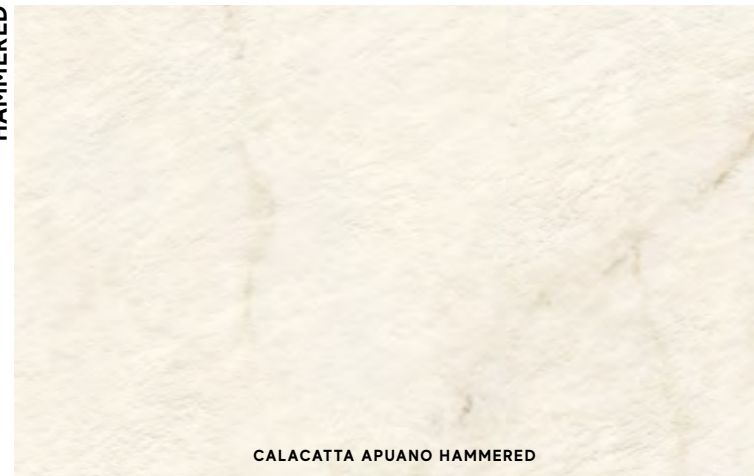


GREY CLOUD



FIOR DI BOSCO

HAMMERED



CALACATTA APUANO HAMMERED



FIOR DI BOSCO HAMMERED

INDEX



PRODUCT FINDER



SURFACE RANGE



COMPANY



COLLECTIONS



3D WALL  
CONCRETE & RESIN LOOK  
MARBLE LOOK  
STONE LOOK  
WOOD LOOK

LARGE SIZES



SLABS FOR COUNTERTOPS & FURNITURE



FURNITURE



FACADES



TECHNICAL SPECIFICATIONS





# Marvel X

## Porcelain Tiles

### DECOR RANGE



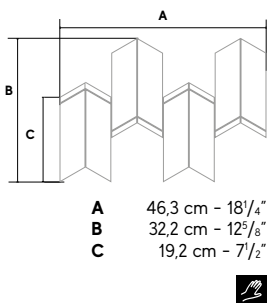
AF8W Marvel Calacatta Apuano Mosaico Chevron Polished <sup>(1)</sup>  
46,3x19,2 cm - 18<sup>1</sup>/<sub>4</sub>"x7<sup>1</sup>/<sub>2</sub>"



AF8X Marvel Calacatta Sublime Mosaico Chevron Polished <sup>(1)</sup>  
46,3x19,2 cm - 18<sup>1</sup>/<sub>4</sub>"x7<sup>1</sup>/<sub>2</sub>"



AF8Y Marvel Calacatta Perla Mosaico Chevron Polished <sup>(1)</sup>  
46,3x19,2 cm - 18<sup>1</sup>/<sub>4</sub>"x7<sup>1</sup>/<sub>2</sub>"



AF8Z Marvel Grey Cloud Mosaico Chevron Polished <sup>(1)</sup>  
46,3x19,2 cm - 18<sup>1</sup>/<sub>4</sub>"x7<sup>1</sup>/<sub>2</sub>"

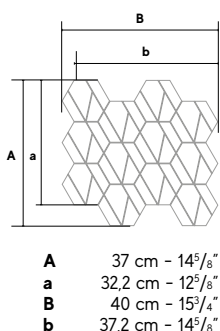


AF9A Marvel Fior di Bosco Mosaico Chevron Polished <sup>(1)</sup>  
46,3x19,2 cm - 18<sup>1</sup>/<sub>4</sub>"x7<sup>1</sup>/<sub>2</sub>"



AF8Q Marvel Mosaico Hive Hex Polished <sup>(2)</sup>  
37,2x32,2 - 14<sup>2</sup>/<sub>8</sub>"x12<sup>1</sup>/<sub>8</sub>"

Calacatta Sublime + Grey Cloud + Fior di Bosco



AF8R Marvel Calacatta Apuano Mosaico Waterfall Polished  
30,5x27,7 cm - 12"x10<sup>1</sup>/<sub>8</sub>"



AF8S Calacatta Sublime Mosaico Waterfall Polished  
30,5x27,7 cm - 12"x10<sup>1</sup>/<sub>8</sub>"



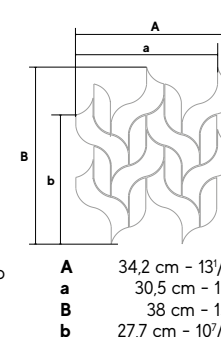
AF8T Calacatta Perla Mosaico Waterfall Polished  
30,5x27,7 cm - 12"x10<sup>1</sup>/<sub>8</sub>"



AF8U Calacatta Grey Cloud Mosaico Waterfall Polished  
30,5x27,7 cm - 12"x10<sup>1</sup>/<sub>8</sub>"



AF8V Calacatta Fior di Bosco Mosaico Waterfall Polished  
30,5x27,7 cm - 12"x10<sup>1</sup>/<sub>8</sub>"



AF8L Marvel Calacatta Apuano Mosaico Esagono Silk  
30x35 - 11<sup>1</sup>/<sub>4</sub>"x13<sup>3</sup>/<sub>4</sub>"



AF8M Marvel Calacatta Sublime Mosaico Esagono Silk  
30x35 - 11<sup>1</sup>/<sub>4</sub>"x13<sup>3</sup>/<sub>4</sub>"




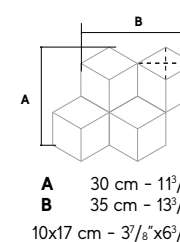
AF8N Marvel Calacatta Perla Mosaico Esagono Silk  
30x35 - 11<sup>1</sup>/<sub>4</sub>"x13<sup>3</sup>/<sub>4</sub>"




AF8O Marvel Grey Cloud Mosaico Esagono Silk  
30x35 - 11<sup>1</sup>/<sub>4</sub>"x13<sup>3</sup>/<sub>4</sub>"



AF8P Marvel Fior di Bosco Mosaico Esagono Silk  
30x35 - 11<sup>1</sup>/<sub>4</sub>"x13<sup>3</sup>/<sub>4</sub>"



AF9B Marvel Calacatta Apuano Mosaico Matte  
30x30 - 11<sup>1</sup>/<sub>4</sub>"x11<sup>1</sup>/<sub>4</sub>"



AF9C Marvel Calacatta Sublime Mosaico Matte  
30x30 - 11<sup>1</sup>/<sub>4</sub>"x11<sup>1</sup>/<sub>4</sub>"



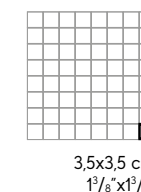
AF9D Marvel Calacatta Perla Mosaico Matte  
30x30 - 11<sup>1</sup>/<sub>4</sub>"x11<sup>1</sup>/<sub>4</sub>"



AF9E Marvel Grey Cloud Mosaico Matte  
30x30 - 11<sup>1</sup>/<sub>4</sub>"x11<sup>1</sup>/<sub>4</sub>"



AF9F Marvel Fior di Bosco Mosaico Matte  
30x30 - 11<sup>1</sup>/<sub>4</sub>"x11<sup>1</sup>/<sub>4</sub>"



TRIM TILES P. 300	Battiscopa		Gradino *		Scalino *		Scalino Ang.*		Battiscopa Sag. Scala *		Davanzale / Soglia *		Corner *	Corner																		
	± 6 mm		± 6 mm		± 6 mm		± 6 mm		± 6 mm		± 6 mm		± 6 mm	± 6 mm																		
	7,2x150 cm 2 <sup>1</sup> / <sub>8</sub> "x59"	7,2x120 cm 2 <sup>7</sup> / <sub>8</sub> "x47 <sup>1</sup> / <sub>4</sub> "	7,2x60 cm 2 <sup>7</sup> / <sub>8</sub> "x23 <sup>3</sup> / <sub>4</sub> "	30x120 cm 11 <sup>1</sup> / <sub>4</sub> "x47 <sup>1</sup> / <sub>4</sub> "	30x60 cm 11 <sup>1</sup> / <sub>4</sub> "x23 <sup>3</sup> / <sub>4</sub> "	37,5x150 cm 14 <sup>1</sup> / <sub>8</sub> "x59"	33x120 cm 13"x47 <sup>1</sup> / <sub>4</sub> "	33x60 cm 13"x23 <sup>3</sup> / <sub>4</sub> "	37,5x37,5 cm 14 <sup>1</sup> / <sub>8</sub> "x14 <sup>1</sup> / <sub>8</sub> "	33x33 cm 13"x13"	7,2x30 cm 2 <sup>7</sup> / <sub>8</sub> "x11 <sup>1</sup> / <sub>4</sub> "		max 315x50 H.4 cm 124"x19 <sup>1</sup> / <sub>8</sub> " H.1 <sup>1</sup> / <sub>2</sub> "	1x120 cm 3 <sup>7</sup> / <sub>8</sub> "x47 <sup>1</sup> / <sub>4</sub> "	1x1 cm 3 <sup>7</sup> / <sub>8</sub> "x1"																	
	Pol. Silk	Pol. Silk	Matte	Pol. Matte	Matte	Pol. Silk	Matte Pol. Silk	Matte Pol.	Pol. Silk	Pol. Matte	Silk	Polished DX SX	Matte DX SX	Silk DX SX	Pol. Silk	Pol. Silk																
Calacatta Apuano	AGF8	AGGD	AGFV	AGFØ	AGFO	AGFI	AGFD	AGHM	AGHH	AGIO	AGIU	AGH7	AGID	AGII	AGHS	AGHX	AGJN	AGJI	AGI8	AGIZ	AGJD	AGGV	AGGØ	AGGI	AGGO	AGG6	AGHC	•	AGJX	AGJS	AGJ9	AGJ4
Calacatta Sublime	AGF9	AGGE	AGFW	AGF1	AGFR	AGFJ	AGFE	AGHN	AGHI	AGIP	AGIV	AGH9	AGIE	AGU	AGHT	AGHY	AGJO	AGJJ	AGI9	AGIØ	AGJE	AGGW	AGG2	AGGJ	AGGP	AGG7	AGHD	•	AGJY	AGJT	AGKA	AGJ5
Calacatta Perla	AGGA	AGGF	AGFX	AGF2	AGFS	AGFK	AGFF	AGHO	AGHU	AGIQ	AGW	AGIA	AGIF	AGIK	AGHU	AGHZ	AGJP	AGJK	AGJA	AGI5	AGJF	AGGX	AGG3	AGGL	AGGQ	AGG8	AGHE	•	AGJZ	AGJU	AGKB	AGJ6
Grey Cloud	AGGB	AGGG	AGFY	AGF3	AGFT	AGFM	AGFG	AGHP	AGHK	AGIS	AGIX	AGIB	AGIG	AGIL	AGHV	AGHØ	AGJQ	AGJL	AGJB	AGI6	AGJG	AGGY	AGG4	AGGM	AGGS	AGHA	AGHF	•	AGJØ	AGJV	AGKC	AGJ7
Fior di Bosco	AGGC	AGGH	AGFZ	AGF5	AGFU	AGFN	AGFH	AGHO	AGHL	AGIT	AGIY	AGIC	AGIH	AGIN	AGHW	AGHS	AGJR	AGJM	AGJC	AGI7	AGJH	AGGZ	AGG5	AGGN	AGGU	AGHB	AGHG	•	AGJ1	AGJW	AGKD	AGJ8
Calacatta Apuano Hammered	-	-	-	-	AGF6	-	-	-	-	-	-	-	-	-	-	-	-	-	-	-	-	-	-	-	-	-	-	•	-	-	-	-
Fior di Bosco Hammered	-	-	-	-	AGF7	-	-	-	-	-	-	-	-	-	-	-	-	-	-	-	-	-	-	-	-	-	-	•	-	-	-	-

\* These parts are supplied to order - I pezzi sono disponibili su ordinazione - Les pièces sont disponibles sur commande - Die Teile sind auf Bestellung lieferbar - Las piezas se hacen por encargo - Изготавливаются на заказ

<sup>(2)</sup> The decoration can only be laid on the wall - Il decoro si può posare solo a rivestimento - Décor uniquement mural - Das Dekor kann nur an der Wand verlegt werden  
La decoración se puede colocar únicamente en paredes - Декор может быть уложен только на стену.

<sup>(1)</sup> Contains gold. The use of a common mild detergent is recommended. Avoid using acidic or alkaline products, waxes, steel wool, or abrasives. - Parti in oro. Si consiglia l'utilizzo di un comune detergente neutro. Evitare l'utilizzo di prodotti acidi o alcalini, ceranti, pagliette di metallo o abrasive. - Parties dorées. Nous vous conseillons d'utiliser des détergents neutres courants. Éviter l'utilisation de cires et de produits acides ou alcalins, ainsi que les pâilles métalliques ou abrasives - Teile aus Gold. Es empfiehlt sich, ein haushaltsübliches, neutrales Reinigungsmittel zu verwenden. Saure oder alkalische Produkte, Wachs sowie Metallwolle- bzw. Scheuerschwämme sind zu vermeiden. - Partes doradas. Recomendamos utilizar un detergente neutro común. Hay que evitar el uso de productos ácidos o alcalinos, ceras y estropajos de metal o abrasivos. - Золотые детали. Рекомендуется чистить обычным нейтральным моющим средством. Не рекомендуется использовать кислотные, щелочные, восковые средства, а также металлические мочалки.

<sup>(2)</sup> For an optimal look it is advisable to lay the product in the same direction. - Per un risultato estetico ottimale si consiglia di posare il prodotto mantenendo lo stesso verso. - Pour un résultat esthétique optimal, il est recommandé de poser le produit dans le même sens. - Für ein optisch optimales Resultat sollte die Verlegung stets in dieselbe Richtung erfolgen. - Para un resultado estético óptimo, se recomienda colocar el producto manteniendo la misma dirección. - Для оптимального эстетического результата рекомендуется укладывать изделие в одном направлении.

INDEX



PRODUCT  
FINDER



SURFACE  
RANGE



COMPANY



COLLECTIONS



3D WALL  
CONCRETE & RESIN LOOK  
MARBLE LOOK  
STONE LOOK  
WOOD LOOK

LARGE SIZES



SLABS FOR  
COUNTERTOPS  
& FURNITURE



FURNITURE



FACADES



TECHNICAL  
SPECIFICATIONS





# Boost Mineral

COLLECTION  
CATALOG



VIDEO



- Floor
- Wall
- Decors
- Outdoor
- Slabs for countertops and furniture
- Bathroom furniture
- Facades



## Porcelain Tiles RECTIFIED MONOCALIBER

Sizes	Thickness	Surface finish
120x278 cm - 47 <sup>1</sup> / <sub>4</sub> "x109 <sup>1</sup> / <sub>2</sub> "	± 6 mm	Matte R9 A *
120x240 cm - 47 <sup>1</sup> / <sub>4</sub> "x94 <sup>1</sup> / <sub>2</sub> "	± 9 mm	Matte Sensitech R10 B *
120x120 cm - 47 <sup>1</sup> / <sub>4</sub> "x47 <sup>1</sup> / <sub>4</sub> "	± 9 mm	Matte Sensitech R10 B
60x120 cm - 23 <sup>5</sup> / <sub>8</sub> "x47 <sup>1</sup> / <sub>4</sub> "	± 6 mm	Matte Sensitech R10 B *
60x120 cm - 23 <sup>5</sup> / <sub>8</sub> "x47 <sup>1</sup> / <sub>4</sub> "	± 9 mm	Matte Sensitech R10 B
75x150 cm - 29 <sup>1</sup> / <sub>2</sub> "x59"	± 9 mm	Matte Sensitech R10 B
75x75 cm - 29 <sup>1</sup> / <sub>2</sub> "x29 <sup>1</sup> / <sub>2</sub> "	± 9 mm	Matte Sensitech R10 B
60x60 cm - 23 <sup>5</sup> / <sub>8</sub> "x23 <sup>5</sup> / <sub>8</sub> "	± 9 mm	Matte Sensitech R10 B
30x60 cm - 11 <sup>3</sup> / <sub>4</sub> "x23 <sup>5</sup> / <sub>8</sub> "	± 9 mm	Matte Sensitech R10 B

LARGE SIZES P. 304

### OUTDOOR AND WET AREAS

60x120 cm - 23 <sup>5</sup> / <sub>8</sub> "x47 <sup>1</sup> / <sub>4</sub> "	± 9 mm	Grip Sensitech R11 C
60x60 cm - 23 <sup>5</sup> / <sub>8</sub> "x23 <sup>5</sup> / <sub>8</sub> "	± 9 mm	Grip Sensitech R11 C
120x240 cm - 47 <sup>1</sup> / <sub>4</sub> "x94 <sup>1</sup> / <sub>2</sub> "	± 20 mm	Outdoor Sensitech R11 C *
120x120 cm - 47 <sup>1</sup> / <sub>4</sub> "x47 <sup>1</sup> / <sub>4</sub> "	± 20 mm	Outdoor Sensitech R11 C
60x120 cm - 23 <sup>5</sup> / <sub>8</sub> "x47 <sup>1</sup> / <sub>4</sub> "	± 20 mm	Outdoor Sensitech R11 C
60x90 cm - 23 <sup>5</sup> / <sub>8</sub> "x35 <sup>5</sup> / <sub>8</sub> "	± 20 mm	Outdoor Sensitech R11 C
60x60 cm - 23 <sup>5</sup> / <sub>8</sub> "x23 <sup>5</sup> / <sub>8</sub> "	± 20 mm	Outdoor Sensitech R11 C

### atlasPLAN

160x320 cm - 63"x126"	± 6 mm	Hammered R9 A
-----------------------	--------	---------------

### SLABS FOR COUNTERTOPS & FURNITURE

162x324 cm - 63 <sup>3</sup> / <sub>4</sub> "x127 <sup>1</sup> / <sub>2</sub> " NON-RECTIFIED	± 12 mm	Hammered
--	---------	----------

\*Elegant surface

INDEX



PRODUCT  
FINDER



SURFACE  
RANGE



COMPANY



COLLECTIONS



3D WALL  
CONCRETE & RESIN LOOK  
MARBLE LOOK  
STONE LOOK  
WOOD LOOK

LARGE SIZES



SLABS FOR  
COUNTERTOPS  
& FURNITURE



FURNITURE



FACADES



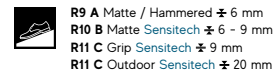
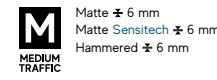
TECHNICAL  
SPECIFICATIONS















# Boost Mineral

## Porcelain Tiles



### MATTE SURFACE

Floor Wall



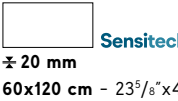
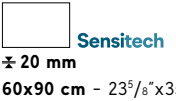
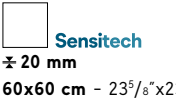
 <p><b>± 6 mm</b> <b>160x320 cm</b> - 63"x126" AKGA Boost Mineral Grey Hammered</p>	 <p><b>± 6 mm</b> <b>120x278 cm</b> - 47<sup>1</sup>/<sub>4</sub>"x109<sup>1</sup>/<sub>2</sub>" AHWZ Boost Mineral Smoke Elegant AHWØ Boost Mineral Tarmac Elegant AHWW Boost Mineral White Elegant AHWX Boost Mineral Pearl Elegant AHWY Boost Mineral Grey Elegant</p>	 <p><b>± 6 mm</b> <b>60x120 cm</b> - 23<sup>5</sup>/<sub>8</sub>"x47<sup>1</sup>/<sub>4</sub>" ALSX Boost Mineral Pearl Elegant</p>	 <p><b>± 9 mm</b> <b>120x240 cm</b> - 47<sup>1</sup>/<sub>4</sub>"x94<sup>1</sup>/<sub>2</sub>" AHW4 Boost Mineral Smoke Elegant AHW5 Boost Mineral Tarmac Elegant AHW1 Boost Mineral White Elegant AHW2 Boost Mineral Pearl Elegant AHW3 Boost Mineral Grey Elegant</p>	 <p><b>± 9 mm</b> <b>120x120 cm</b> - 47<sup>1</sup>/<sub>4</sub>"x47<sup>1</sup>/<sub>4</sub>" AHT9 Boost Mineral Smoke AHUA Boost Mineral Tarmac AHT6 Boost Mineral White AHT7 Boost Mineral Pearl AHT8 Boost Mineral Grey</p>
 <p><b>± 9 mm</b> <b>60x120 cm</b> - 23<sup>5</sup>/<sub>8</sub>"x47<sup>1</sup>/<sub>4</sub>" AHUE Boost Mineral Smoke AHUF Boost Mineral Tarmac AHUB Boost Mineral White AHUC Boost Mineral Pearl AHUD Boost Mineral Grey</p>	 <p><b>± 9 mm</b> <b>60x60 cm</b> - 23<sup>5</sup>/<sub>8</sub>"x23<sup>5</sup>/<sub>8</sub>" AHW9 Boost Mineral Smoke AHXA Boost Mineral Tarmac AHW6 Boost Mineral White AHW7 Boost Mineral Pearl AHW8 Boost Mineral Grey</p>	 <p><b>± 9 mm</b> <b>30x60 cm</b> - 11<sup>7</sup>/<sub>8</sub>"x23<sup>5</sup>/<sub>8</sub>" AH2V Boost Mineral Smoke AH2W Boost Mineral Tarmac AH2S Boost Mineral White AH2T Boost Mineral Pearl AH2U Boost Mineral Grey</p>	 <p><b>± 9 mm</b> <b>75x150 cm</b> - 29<sup>1</sup>/<sub>2</sub>"x59" AHWU Boost Mineral Smoke AHVV Boost Mineral Tarmac AHWS Boost Mineral White AHWT Boost Mineral Pearl AHSD Boost Mineral Grey</p>	 <p><b>± 9 mm</b> <b>75x75 cm</b> - 29<sup>1</sup>/<sub>2</sub>"x29<sup>1</sup>/<sub>2</sub>" AHXE Boost Mineral Smoke AHXF Boost Mineral Tarmac AHXB Boost Mineral White AHXC Boost Mineral Pearl AHXD Boost Mineral Grey</p>

### GRIP SURFACE

Outdoor

 <p><b>± 9 mm</b> <b>60x120 cm</b> - 23<sup>5</sup>/<sub>8</sub>"x47<sup>1</sup>/<sub>4</sub>" AHXJ Boost Mineral Smoke Grip AHXK Boost Mineral Tarmac Grip AHXG Boost Mineral White Grip AHXH Boost Mineral Pearl Grip AHXI Boost Mineral Grey Grip</p>	 <p><b>± 9 mm</b> <b>60x60 cm</b> - 23<sup>5</sup>/<sub>8</sub>"x23<sup>5</sup>/<sub>8</sub>" AHXO Boost Mineral Smoke Grip AHXP Boost Mineral Tarmac Grip AHXL Boost Mineral White Grip AHXM Boost Mineral Pearl Grip AHXN Boost Mineral Grey Grip</p>
---	--


### OUTDOOR ± 20 mm

 <p><b>± 20 mm</b> <b>120x240 cm</b> - 47<sup>1</sup>/<sub>4</sub>"x94<sup>1</sup>/<sub>2</sub>" AH34 Boost Mineral Grey Elegant 20 mm</p>	 <p><b>± 20 mm</b> <b>120x120 cm</b> - 47<sup>1</sup>/<sub>4</sub>"x47<sup>1</sup>/<sub>4</sub>" AH37 Boost Mineral Smoke 20 mm AH38 Boost Mineral Tarmac 20 mm AH35 Boost Mineral White 20 mm AH36 Boost Mineral Grey 20 mm</p>	 <p><b>± 20 mm</b> <b>60x120 cm</b> - 23<sup>5</sup>/<sub>8</sub>"x47<sup>1</sup>/<sub>4</sub>" AH4B Boost Mineral Smoke 20 mm AH4C Boost Mineral Tarmac 20 mm AH39 Boost Mineral White 20 mm AH4A Boost Mineral Grey 20 mm</p>	 <p><b>± 20 mm</b> <b>60x90 cm</b> - 23<sup>5</sup>/<sub>8</sub>"x35<sup>3</sup>/<sub>8</sub>" AH4F Boost Mineral Smoke 20 mm AH4G Boost Mineral Tarmac 20 mm AH4D Boost Mineral White 20 mm AH4E Boost Mineral Grey 20 mm</p>	 <p><b>± 20 mm</b> <b>60x60 cm</b> - 23<sup>5</sup>/<sub>8</sub>"x23<sup>5</sup>/<sub>8</sub>" AH4J Boost Mineral Smoke 20 mm AH4K Boost Mineral Tarmac 20 mm AH4H Boost Mineral White 20 mm AH4I Boost Mineral Grey 20 mm</p>
---	---	--	--	---

TRIM TILES P. 300	Battiscopa		Gradino *		Scalino *		Scalino Ang. *	Battiscopa Sag. Scala *	Davanzale / Soglia *	Elemento L	Corner * ± 6 mm	Corner A.E. * ± 6 mm			
	7,2x150 cm 2 <sup>7</sup> / <sub>8</sub> "x59"	7,2x120 cm 2 <sup>7</sup> / <sub>8</sub> "x47 <sup>1</sup> / <sub>4</sub> "	7,2x60 cm 2 <sup>7</sup> / <sub>8</sub> "x23 <sup>5</sup> / <sub>8</sub> "	30x120 cm 11 <sup>7</sup> / <sub>8</sub> "x47 <sup>1</sup> / <sub>4</sub> "	30x60 cm 11 <sup>7</sup> / <sub>8</sub> "x23 <sup>5</sup> / <sub>8</sub> "	33x150 cm 13"x59"	33x120 cm 13"x47 <sup>1</sup> / <sub>4</sub> "	33x60 cm 13"x23 <sup>5</sup> / <sub>8</sub> "	33x33 cm 13"x13"	7,2x30 cm 2 <sup>7</sup> / <sub>8</sub> "x11 <sup>7</sup> / <sub>8</sub> "	max 315x50 H.4 cm 124"x19" H.1 <sup>1</sup> / <sub>8</sub> "	33x120 H. 4 cm 13"x47 <sup>1</sup> / <sub>4</sub> " H. 1 <sup>1</sup> / <sub>8</sub> "	1x120 cm 3 <sup>1</sup> / <sub>8</sub> "x47 <sup>1</sup> / <sub>4</sub> "	1x1 cm 3 <sup>1</sup> / <sub>8</sub> "x1 <sup>1</sup> / <sub>8</sub> "	
	Matte	Matte	Matte	Matte	Matte	Matte	Matte	Matte	Matte	Matte	Matte	Grip	Matte	Matte	
White	AIIR	AIK	AIIA	AJUC	AIJ7	AJW	AJUR	AJUM	AJ1	AIIW	AII1	•	AJUH	AJ6	AIKB
Pearl	AIIIS	AIIIL	AIIIB	AJUD	AII8	AJX	AJUS	AJUN	AJ2	AIIY	AII2	•	AJUI	AJ7	AIKC
Grey	AIIIT	AIIIN	AIIIC	AJUE	AII9	AJY	AJUT	AJJO	AJ3	AIIY	AII4	•	AJUJ	AJ8	AIKD
Smoke	AIIU	AIIO	AIID	AJUF	AIIA	AJZ	AJUU	AJJP	AJ4	AIIY	AII5	•	AJUK	AJ9	AIKE
Tarmac	AIIV	AIIIP	AIIIE	AJUG	AJJB	AJØ	AJUV	AJQ	AJ5	AIIØ	AII6	•	AJUL	AIIA	AIKF

\* These parts are supplied to order - I pezzi sono disponibili su ordinazione - Les pièces sont disponibles sur commande - Die Teile sind auf Bestellung lieferbar - Las piezas se hacen por encargo - Идетовляются на заказ

Sensitech P.402



- INDEX
- PRODUCT FINDER
- SURFACE RANGE
- COMPANY
- COLLECTIONS
  - 3D WALL
  - CONCRETE & RESIN LOOK
  - MARBLE LOOK
  - STONE LOOK
  - WOOD LOOK
- LARGE SIZES
- SLABS FOR COUNTERTOPS & FURNITURE
- FURNITURE
- FACADES
- TECHNICAL SPECIFICATIONS



# Boost Mineral

## Porcelain Tiles

### DECOR RANGE




AIGS Boost Mineral White  
Mosaico Matte  
30x30 - 1<sup>1</sup>/<sub>4</sub>"x1<sup>1</sup>/<sub>4</sub>"




AIGT Boost Mineral Pearl  
Mosaico Matte  
30x30 - 1<sup>1</sup>/<sub>4</sub>"x1<sup>1</sup>/<sub>4</sub>"



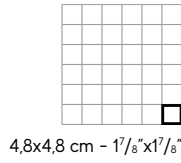
AIGU Boost Mineral Grey  
Mosaico Matte  
30x30 - 1<sup>1</sup>/<sub>4</sub>"x1<sup>1</sup>/<sub>4</sub>"



AIGW Boost Mineral Smoke  
Mosaico Matte  
30x30 - 1<sup>1</sup>/<sub>4</sub>"x1<sup>1</sup>/<sub>4</sub>"



AIGX Boost Mineral Tarmac  
Mosaico Matte  
30x30 - 1<sup>1</sup>/<sub>4</sub>"x1<sup>1</sup>/<sub>4</sub>"



AIGY Boost Mineral White  
Brick  
30x60 - 1<sup>1</sup>/<sub>4</sub>"x23<sup>3</sup>/<sub>8</sub>"



AIGZ Boost Mineral Pearl  
Brick  
30x60 - 1<sup>1</sup>/<sub>4</sub>"x23<sup>3</sup>/<sub>8</sub>"



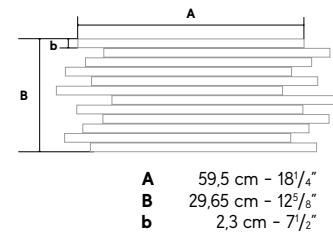
AIGØ Boost Mineral Grey  
Brick  
30x60 - 1<sup>1</sup>/<sub>4</sub>"x23<sup>3</sup>/<sub>8</sub>"



AIG2 Boost Mineral Smoke  
Brick  
30x60 - 1<sup>1</sup>/<sub>4</sub>"x23<sup>3</sup>/<sub>8</sub>"



AIG3 Boost Mineral Tarmac  
Brick  
30x60 - 1<sup>1</sup>/<sub>4</sub>"x23<sup>3</sup>/<sub>8</sub>"



AIHG Boost Mineral White  
Domino Lux <sup>(\*)</sup>  
35x29,2 - 13<sup>3</sup>/<sub>4</sub>"x11<sup>1</sup>/<sub>2</sub>"




AIHH Boost Mineral Pearl  
Domino Lux <sup>(\*)</sup>  
35x29,2 - 13<sup>3</sup>/<sub>4</sub>"x11<sup>1</sup>/<sub>2</sub>"



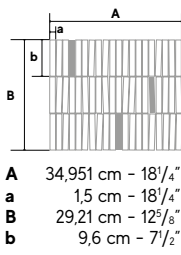
AIHI Boost Mineral Grey  
Domino Lux <sup>(\*)</sup>  
35x29,2 - 13<sup>3</sup>/<sub>4</sub>"x11<sup>1</sup>/<sub>2</sub>"




AIHJ Boost Mineral Smoke  
Domino Lux <sup>(\*)</sup>  
35x29,2 - 13<sup>3</sup>/<sub>4</sub>"x11<sup>1</sup>/<sub>2</sub>"



AIHK Boost Mineral Tarmac  
Domino Lux <sup>(\*)</sup>  
35x29,2 - 13<sup>3</sup>/<sub>4</sub>"x11<sup>1</sup>/<sub>2</sub>"



### DECOR RANGE



AIG4 Boost Mineral White  
Venus Lux <sup>(\*)</sup>  
60x120 - 23<sup>3</sup>/<sub>8</sub>"x47<sup>1</sup>/<sub>4</sub>"




AIG5 Boost Mineral Pearl  
Venus Lux <sup>(\*)</sup>  
60x120 - 23<sup>3</sup>/<sub>8</sub>"x47<sup>1</sup>/<sub>4</sub>"



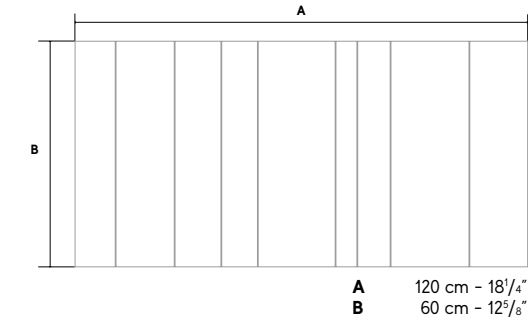
AIG8 Boost Mineral Smoke  
Venus Lux <sup>(\*)</sup>  
60x120 - 23<sup>3</sup>/<sub>8</sub>"x47<sup>1</sup>/<sub>4</sub>"



AIG7 Boost Mineral Grey  
Venus Lux <sup>(\*)</sup>  
60x120 - 23<sup>3</sup>/<sub>8</sub>"x47<sup>1</sup>/<sub>4</sub>"



AIG9 Boost Mineral Tarmac  
Venus Lux <sup>(\*)</sup>  
60x120 - 23<sup>3</sup>/<sub>8</sub>"x47<sup>1</sup>/<sub>4</sub>"



<sup>(\*)</sup> Application of decorative materials. The use of a common mild detergent is recommended. Avoid using acidic or alkaline products, waxes, steel wool, or abrasives. / Applicazione di materie decorative.

Si consiglia l'utilizzo di un comune detergente neutro. Evitare l'utilizzo di prodotti acidi o alcalini, ceranti e pagliette di metallo o abrasive. / Application de matériaux décoratifs. Nous conseillons l'emploi de détergents neutres courants. Éviter l'utilisation de cires et de produits acides ou alcalins, ainsi que les pailles métalliques ou abrasives. / Dekorationsmaterial. Es empfiehlt sich, ein haushaltsübliches, neutrales Reinigungsmittel zu verwenden. Saure oder alkalische Produkte, Wachs sowie Stahlwolle- bzw. Scheuerschwämme sind zu vermeiden. / Aplicación de materiales decorativos. Recomendamos utilizar un detergente neutro común. Hay que evitar el uso de productos ácidos o alcalinos, ceras y estropajos de metal o abrasivos. / Применение декоративных материалов. Рекомендуется чистить обычным нейтральным моющим средством. Не рекомендуется использовать кислотные, щелочные, восковые средства, а также металлические мочалки.

<sup>(\*)</sup> Engraved mosaic. For best results it is advisable to completely plaster the engravings. / Mosaico inciso, per risultato ottimale si consiglia di stuccare completamente le incisioni. / Mosaïque gravée; pour de meilleurs résultats, il est recommandé de remplir complètement les gravures. / Graviertes Mosaik; für ein optimales Resultat sollten die Gravuren vollständig verspachtelt werden. / Mosaico grabado, para obtener los mejores resultados se recomienda enmasillar el grabado en su totalidad. / Высеченная мозаика. Для оптимального результата рекомендуется полностью заделать углубления затиркой.



# Boost Mineral

## Porcelain Tiles

### DECOR RANGE




AlHN Boost Mineral White  
Slice A <sup>(1)</sup>  
60x120 - 23<sup>5</sup>/<sub>8</sub>"x47<sup>1</sup>/<sub>4</sub>" ± 20 mm Matte Sensitech




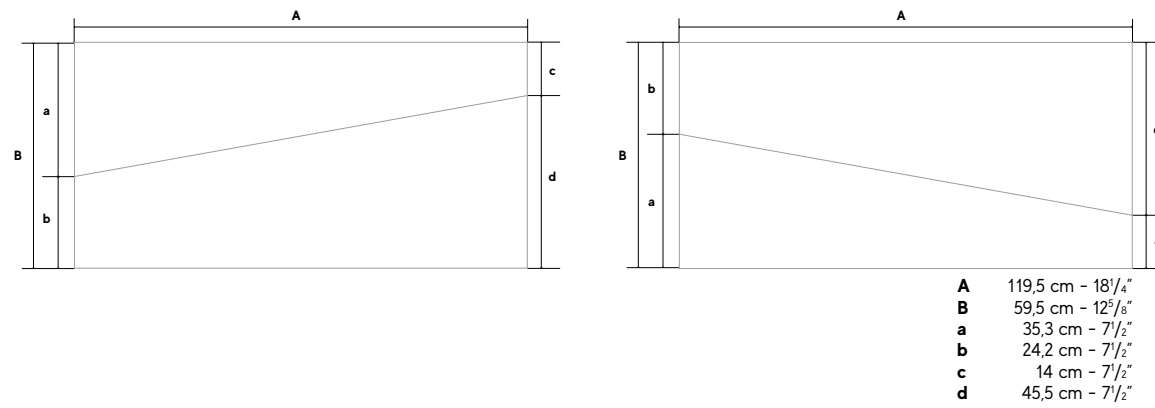
AlHR Boost Mineral White  
Slice B <sup>(1)</sup>  
60x120 - 23<sup>5</sup>/<sub>8</sub>"x47<sup>1</sup>/<sub>4</sub>" ± 20 mm Matte Sensitech




AlHO Boost Mineral Grey  
Slice A <sup>(1)</sup>  
60x120 - 23<sup>5</sup>/<sub>8</sub>"x47<sup>1</sup>/<sub>4</sub>" ± 20 mm Matte Sensitech




AlHS Boost Mineral Grey  
Slice B <sup>(1)</sup>  
60x120 - 23<sup>5</sup>/<sub>8</sub>"x47<sup>1</sup>/<sub>4</sub>" ± 20 mm Matte Sensitech




AlHP Boost Mineral Smoke  
Slice A <sup>(1)</sup>  
60x120 - 23<sup>5</sup>/<sub>8</sub>"x47<sup>1</sup>/<sub>4</sub>" ± 20 mm Matte Sensitech



AlHT Boost Mineral Smoke  
Slice B <sup>(1)</sup>  
60x120 - 23<sup>5</sup>/<sub>8</sub>"x47<sup>1</sup>/<sub>4</sub>" ± 20 mm Matte Sensitech



AlHQ Boost Mineral Tarmac  
Slice A <sup>(1)</sup>  
60x120 - 23<sup>5</sup>/<sub>8</sub>"x47<sup>1</sup>/<sub>4</sub>" ± 20 mm Matte Sensitech



AlHU Boost Mineral Tarmac  
Slice B <sup>(1)</sup>  
60x120 - 23<sup>5</sup>/<sub>8</sub>"x47<sup>1</sup>/<sub>4</sub>" ± 20 mm Matte Sensitech




<sup>(1)</sup> We recommend "dry" installation on gravel and/or grass. / Si consiglia posa "a secco" su ghiaia e/o erba. / Pose « à sec » sur gravillons et/ou herbe conseillée. / Es wird eine Trockenverlegung auf Kies bzw. Rasen empfohlen. / Se recomienda colocación «en seco» sobre grava o hierba. / Рекомендуется «сухая» укладка на гравий и/или траву.



# Boost Mix



- Floor
- Wall
- Decors
- Outdoor
- Bathroom furniture
- Facades



## Porcelain Tiles RECTIFIED MONOCALIBER

Sizes	Thickness	Surface finish
120x278 cm - 47 1/4" x 109 1/2"	± 6 mm	Matte <b>R9 A</b>
120x120 cm - 47 1/4" x 47 1/4"	± 9 mm	Matte <b>Sensitech R10 B</b>
60x120 cm - 23 5/8" x 47 1/4"	± 9 mm	Matte <b>Sensitech R10 B</b>
60x60 cm - 23 5/8" x 23 5/8"	± 9 mm	Matte <b>Sensitech R10 B</b>
30x60 cm - 11 3/4" x 23 5/8"	± 9 mm	Matte <b>Sensitech R10 B</b>

LARGE SIZES P. 304

### OUTDOOR AND WET AREAS

30x60 cm - 11 3/4" x 23 5/8"	± 9 mm	Grip <b>Sensitech R11 C</b>
120x120 cm - 47 1/4" x 47 1/4"	± 20 mm	Outdoor <b>Sensitech R11 C</b>
60x120 cm - 23 5/8" x 47 1/4"	± 20 mm	Outdoor <b>Sensitech R11 C</b>
60x60 cm - 23 5/8" x 23 5/8"	± 20 mm	Outdoor <b>Sensitech R11 C</b>

INDEX

PRODUCT FINDER

SURFACE RANGE

COMPANY

COLLECTIONS

- 3D WALL
- CONCRETE & RESIN LOOK
- MARBLE LOOK
- STONE LOOK
- WOOD LOOK

LARGE SIZES

SLABS FOR COUNTERTOPS & FURNITURE

FURNITURE

FACADES

TECHNICAL SPECIFICATIONS



# Boost Mix

## Porcelain Tiles



Matte ± 6 mm



Matte Sensitech ± 9 mm  
Grip Sensitech ± 9 mm  
Outdoor Sensitech ± 20 mm




R9 A Matte ± 6 mm  
R10 B Matte Sensitech ± 9 mm  
R11 C Grip Sensitech ± 9 mm  
R11 C Outdoor Sensitech ± 20 mm



V3 Moderate Variation

### MATTE SURFACE

Floor Wall



± 6 mm  
120x278 cm - 47<sup>1</sup>/<sub>4</sub>"x109<sup>1</sup>/<sub>2</sub>"  
A8Y7 Boost Mix Ivory  
A8Y8 Boost Mix Pearl  
A8Y9 Boost Mix Smoke



± 9 mm  
120x120 cm - 47<sup>1</sup>/<sub>4</sub>"x47<sup>1</sup>/<sub>4</sub>"  
A8XD Boost Mix Ivory  
A8XE Boost Mix Pearl  
A8XF Boost Mix Smoke



± 9 mm  
60x120 cm - 23<sup>5</sup>/<sub>8</sub>"x47<sup>1</sup>/<sub>4</sub>"  
A8ØI Boost Mix Ivory  
A8ØJ Boost Mix Pearl  
A8ØK Boost Mix Smoke



± 9 mm  
60x60 cm - 23<sup>5</sup>/<sub>8</sub>"x23<sup>5</sup>/<sub>8</sub>"  
A8ØL Boost Mix Ivory  
A8ØM Boost Mix Pearl  
A8ØN Boost Mix Smoke



± 9 mm  
30x60 cm - 11<sup>3</sup>/<sub>4</sub>"x23<sup>5</sup>/<sub>8</sub>"  
A8ØO Boost Mix Ivory  
A8ØP Boost Mix Pearl  
A8ØQ Boost Mix Smoke

### GRIP SURFACE

### OUTDOOR ± 20 mm

Outdoor



± 9 mm  
30x60 cm - 11<sup>3</sup>/<sub>4</sub>"x23<sup>5</sup>/<sub>8</sub>"  
A8ØR Boost Mix Ivory Grip  
A8ØS Boost Mix Pearl Grip  
A8ØT Boost Mix Smoke Grip



± 20 mm  
120x120 cm - 47<sup>1</sup>/<sub>4</sub>"x47<sup>1</sup>/<sub>4</sub>"  
A84U Boost Mix Ivory 20 mm  
A84V Boost Mix Pearl 20 mm  
A84W Boost Mix Smoke 20 mm



± 20 mm  
60x120 cm - 23<sup>5</sup>/<sub>8</sub>"x47<sup>1</sup>/<sub>4</sub>"  
A84R Boost Mix Ivory 20 mm  
A84S Boost Mix Pearl 20 mm  
A84T Boost Mix Smoke 20 mm



± 20 mm  
60x60 cm - 23<sup>5</sup>/<sub>8</sub>"x23<sup>5</sup>/<sub>8</sub>"  
A84O Boost Mix Ivory 20 mm  
A84P Boost Mix Pearl 20 mm  
A84Q Boost Mix Smoke 20 mm

### TRIM TILES P. 300


	Battiscopa		Gradino *		Scalino *		Scalino Ang.*	Battiscopa Sag. Scala *		Davanzale / Soglia *		Elemento L	Corner * ± 6 mm	Corner A.E.* ± 6 mm
	7,2x120 cm 2 <sup>7</sup> / <sub>8</sub> "x47 <sup>1</sup> / <sub>4</sub> "	7,2x60 cm 2 <sup>7</sup> / <sub>8</sub> "x23 <sup>5</sup> / <sub>8</sub> "	30x120 cm 11 <sup>3</sup> / <sub>4</sub> "x47 <sup>1</sup> / <sub>4</sub> "	30x60 cm 11 <sup>3</sup> / <sub>4</sub> "x23 <sup>5</sup> / <sub>8</sub> "	33x120 cm 13"x47 <sup>1</sup> / <sub>4</sub> "	33x60 cm 13"x23 <sup>5</sup> / <sub>8</sub> "	33x33 cm 13"x13"	7,2x30 cm 2 <sup>7</sup> / <sub>8</sub> "x11 <sup>3</sup> / <sub>4</sub> "		max 315x50 H.4 cm 124"x19 <sup>1</sup> / <sub>8</sub> " H.1 <sup>1</sup> / <sub>8</sub> "	15x60 H.4 cm 5 <sup>7</sup> / <sub>8</sub> "x23 <sup>5</sup> / <sub>8</sub> " H.1 <sup>1</sup> / <sub>8</sub> "		1x120 cm 3 <sup>7</sup> / <sub>8</sub> "x47 <sup>1</sup> / <sub>4</sub> "	1x1 cm 3 <sup>7</sup> / <sub>8</sub> "x3 <sup>7</sup> / <sub>8</sub> "
	Matte	Matte	Matte	Matte	Matte	Matte	Matte	Matte		Matte	Grip		Matte	Matte
Ivory	A83O	A83L	A832	A83X	A838	A835	A84C						A84I	A84L
Pearl	A83P	A83M	A833	A83Y	A839	A836	A84D						A84J	A84M
Smoke	A83Q	A83N	A834	A83Z	A84B	A837	A84E						A84K	A84N

\* These parts are supplied to order - I pezzi sono disponibili su ordinazione - Les pièces sont disponibles sur commande - Die Teile sind auf Bestellung lieferbar - Las piezas se hacen por encargo - Идетовляються на заказ


Sensitech P.402

## Porcelain Tiles


### DECOR RANGE



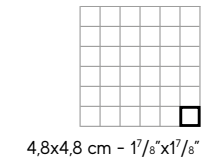
A829 Boost Mix Ivory Mosaico Matte 30x30 - 11<sup>3</sup>/<sub>4</sub>"x11<sup>3</sup>/<sub>4</sub>"



A83G Boost Mix Pearl Mosaico Matte 30x30 - 11<sup>3</sup>/<sub>4</sub>"x11<sup>3</sup>/<sub>4</sub>"



A83H Boost Mix Smoke Mosaico Matte 30x30 - 11<sup>3</sup>/<sub>4</sub>"x11<sup>3</sup>/<sub>4</sub>"



4,8x4,8 cm - 1<sup>7</sup>/<sub>8</sub>"x1<sup>7</sup>/<sub>8</sub>"



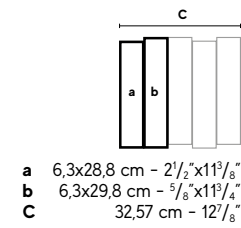
A83I Boost Mix Ivory Mosaico Slide <sup>(1)</sup> 29x32,6 - 11<sup>3</sup>/<sub>8</sub>"x12<sup>1</sup>/<sub>8</sub>"



A83J Boost Mix Pearl Mosaico Slide <sup>(1)</sup> 29x32,6 - 11<sup>3</sup>/<sub>8</sub>"x12<sup>1</sup>/<sub>8</sub>"



A83K Boost Mix Smoke Mosaico Slide <sup>(1)</sup> 29x32,6 - 11<sup>3</sup>/<sub>8</sub>"x12<sup>1</sup>/<sub>8</sub>"



a 6,3x28,8 cm - 2<sup>1</sup>/<sub>2</sub>"x11<sup>3</sup>/<sub>8</sub>"  
b 6,3x29,8 cm - 2<sup>5</sup>/<sub>8</sub>"x11<sup>3</sup>/<sub>4</sub>"  
c 32,57 cm - 12<sup>7</sup>/<sub>8</sub>"

INDEX



PRODUCT FINDER



SURFACE RANGE



COMPANY



COLLECTIONS

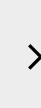


3D WALL  
CONCRETE & RESIN LOOK  
MARBLE LOOK  
STONE LOOK  
WOOD LOOK

LARGE SIZES



SLABS FOR COUNTERTOPS & FURNITURE



FURNITURE



FACADES



TECHNICAL SPECIFICATIONS



<sup>(1)</sup> For the best performance of the mosaic we recommend the use of epoxy mortars (class RG - EN 13888/ISO 13007) or decorative resins-cement, following the manufacturer's instructions. - Al fine di ottenere una resa ottimale del mosaico, è consigliato l'utilizzo di malte epossidiche (classe RG - EN 13888/ISO 13007) o di resine cementizie attendendosi alle indicazioni di utilizzo fornite dal produttore. - Afin d'obtenir un rendu optimal de la mosaïque, nous vous conseillons d'utiliser des mortiers époxy (classe RG - EN 13888/ISO 13007) ou des résines à base de ciment, en suivant les indications d'utilisation fournies par le fabricant. - Um das Mosaik optimal zur Geltung zu bringen, empfehlen wir die Verwendung von Epoxidharzfugenmörtel (Klasse RG - EN 13888/ISO 13007) oder von vergüteten Fugenmörteln unter Beachtung der vom Hersteller angegebenen Verwendungshinweise. - Para obtener un rendimiento óptimo del mosaico, se aconseja utilizar mortero epoxi (clase RG - EN 13888/ISO 13007) o resinas de cemento siguiendo las indicaciones entregadas por el fabricante. - Для наилучшего эстетического результата при укладке мозаики рекомендуется использовать эпоксидные растворы (класс RG - EN 13888/ISO 13007) или полимерцемент, соблюдая инструкции производителя.



# Boost Stone

COLLECTION  
CATALOG



VIDEO



- Floor
- Wall
- Decors
- Outdoor
- Bathroom furniture
- Facades



## Porcelain Tiles RECTIFIED MONOCALIBER

Sizes	Thickness	Surface finish
120x278 cm - 47 <sup>1</sup> / <sub>4</sub> "x109 <sup>1</sup> / <sub>2</sub> "	± 6 mm	Matte <b>R9 A</b>
120x120 cm - 47 <sup>1</sup> / <sub>4</sub> "x47 <sup>1</sup> / <sub>4</sub> "	± 9 mm	Matte <b>Sensitech R10 B</b>
60x120 cm - 23 <sup>5</sup> / <sub>8</sub> "x47 <sup>1</sup> / <sub>4</sub> "	± 6 mm	Matte <b>Sensitech R10 B</b>
60x120 cm - 23 <sup>5</sup> / <sub>8</sub> "x47 <sup>1</sup> / <sub>4</sub> "	± 9 mm	Matte <b>Sensitech R10 B</b>
60x60 cm - 23 <sup>5</sup> / <sub>8</sub> "x23 <sup>5</sup> / <sub>8</sub> "	± 9 mm	Matte <b>Sensitech R10 B</b>
30x60 cm - 11 <sup>1</sup> / <sub>4</sub> "x23 <sup>5</sup> / <sub>8</sub> "	± 9 mm	Matte <b>Sensitech R10 B</b>

### LARGE SIZES P. 304

### OUTDOOR AND WET AREAS

60x120 cm - 23 <sup>5</sup> / <sub>8</sub> "x47 <sup>1</sup> / <sub>4</sub> "	± 9 mm	Grip <b>Sensitech R11 C</b>
30x60 cm - 11 <sup>1</sup> / <sub>4</sub> "x23 <sup>5</sup> / <sub>8</sub> "	± 9 mm	Grip <b>Sensitech R11 C</b>
120x120 cm - 47 <sup>1</sup> / <sub>4</sub> "x47 <sup>1</sup> / <sub>4</sub> "	± 20 mm	Outdoor <b>Sensitech R11 C</b>
60x120 cm - 23 <sup>5</sup> / <sub>8</sub> "x47 <sup>1</sup> / <sub>4</sub> "	± 20 mm	Outdoor <b>Sensitech R11 C</b>
60x60 cm - 23 <sup>5</sup> / <sub>8</sub> "x23 <sup>5</sup> / <sub>8</sub> "	± 20 mm	Outdoor <b>Sensitech R11 C</b>

### atlasPLAN

160x320 cm - 63"x126"	± 6 mm	Hammered <b>R9 A</b>
-----------------------	--------	----------------------

### SLABS FOR COUNTERTOPS & FURNITURE

162x324 cm - 63 <sup>3</sup> / <sub>4</sub> "x127 <sup>1</sup> / <sub>2</sub> " NON-RECTIFIED	± 12 mm	Hammered
--	---------	----------

INDEX



PRODUCT  
FINDER



SURFACE  
RANGE



COMPANY



COLLECTIONS



3D WALL  
CONCRETE & RESIN LOOK  
MARBLE LOOK  
STONE LOOK  
WOOD LOOK

LARGE SIZES



SLABS FOR  
COUNTERTOPS  
& FURNITURE



FURNITURE



FACADES



TECHNICAL  
SPECIFICATIONS





# Boost Stone

## Porcelain Tiles



Matte ± 6 mm  
Matte Sensitech ± 6 mm  
Hammered ± 6 mm



Matte Sensitech ± 9 mm  
Grip Sensitech ± 9 mm  
Outdoor Sensitech ± 20 mm



R9 A Matte / Hammered ± 6 mm  
R10 B Matte Sensitech ± 6 - 9 mm  
R11 C Grip Sensitech ± 9 mm  
R11 C Outdoor Sensitech ± 20 mm



V2 Slight Variation

### MATTE SURFACE

Floor Wall



± 6 mm  
160x320 cm - 63"x126"

AJRX B.Stone Ivory Hammered




± 6 mm  
120x278 cm - 47 1/4"x109 1/2"

A6R7 B.Stone White  
A6SC B.Stone Pearl  
A6SD B.Stone Grey  
A6SE B.Stone Smoke  
A6SG B.Stone Tarmac  
A6R8 B.Stone Ivory  
A6R9 B.Stone Cream  
A6SA B.Stone Clay  
A6SB B.Stone Taupe  
A6SF B.Stone Tobacco



Sensitech  
± 6 mm  
60x120 cm - 23 5/8"x47 1/4"

AKQL B.Stone White  
AKQN B.Stone Pearl  
AKQM B.Stone Ivory



Sensitech  
± 9 mm

120x120 cm - 47 1/4"x47 1/4"

A6QS B.Stone White  
A6QX B.Stone Pearl  
A6QY B.Stone Grey  
A6L8 B.Stone Smoke  
A6QØ B.Stone Tarmac  
A6QT B.Stone Ivory  
A6QU B.Stone Cream  
A6QV B.Stone Clay  
A6QW B.Stone Taupe  
A6QZ B.Stone Tobacco



Sensitech  
± 9 mm

60x120 cm - 23 5/8"x47 1/4"

A6Q2 B.Stone White  
A6Q7 B.Stone Pearl  
A6Q8 B.Stone Grey  
A6Q9 B.Stone Smoke  
A6RB B.Stone Tarmac  
A6Q3 B.Stone Ivory  
A6Q4 B.Stone Cream  
A6Q5 B.Stone Clay  
A6Q6 B.Stone Taupe  
A6RA B.Stone Tobacco



Sensitech  
± 9 mm

60x60 cm - 23 5/8"x23 5/8"

A6RC B.Stone White  
A6RL B.Stone Pearl  
A6RM B.Stone Grey  
A6RN B.Stone Smoke  
A6RP B.Stone Tarmac  
A6RD B.Stone Ivory  
A6RI B.Stone Cream  
A6RJ B.Stone Clay  
A6RK B.Stone Taupe  
A6RO B.Stone Tobacco



Sensitech  
± 9 mm

30x60 cm - 11 1/4"x23 5/8"

A6RX B.Stone White  
A6R2 B.Stone Pearl  
A6R3 B.Stone Grey  
A6R4 B.Stone Smoke  
A6R6 B.Stone Tarmac  
A6RY B.Stone Ivory  
A6RZ B.Stone Cream  
A6RØ B.Stone Clay  
A6R1 B.Stone Taupe  
A6R5 B.Stone Tobacco

### GRIP SURFACE

### OUTDOOR ± 20 mm

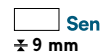
Outdoor



Sensitech  
± 9 mm

60x120 cm - 23 5/8"x47 1/4"

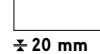
A66R B.Stone White Grip  
A66W B.Stone Pearl Grip  
A66X B.Stone Grey Grip  
A66Y B.Stone Smoke Grip  
A66Ø B.Stone Tarmac Grip  
A66S B.Stone Ivory Grip  
A66T B.Stone Cream Grip  
A66U B.Stone Clay Grip  
A66V B.Stone Taupe Grip  
A66Z B.Stone Tobacco Grip



Sensitech  
± 9 mm

30x60 cm - 11 1/4"x23 5/8"

A661 B.Stone White Grip  
A666 B.Stone Pearl Grip  
A667 B.Stone Grey Grip  
A668 B.Stone Smoke Grip  
A67A B.Stone Tarmac Grip  
A662 B.Stone Ivory Grip  
A663 B.Stone Cream Grip  
A664 B.Stone Clay Grip  
A665 B.Stone Taupe Grip  
A669 B.Stone Tobacco Grip



Sensitech  
± 20 mm

120x120 cm - 47 1/4"x47 1/4"

A67M B.Stone White 20 mm  
A67P B.Stone Grey 20 mm  
A711 B.Stone Smoke 20 mm  
A67Q B.Stone Tarmac 20 mm  
A67N B.Stone Cream 20 mm  
A67O B.Stone Clay 20 mm



Sensitech  
± 20 mm

60x120 cm - 23 5/8"x47 1/4"

A67R B.Stone White 20 mm  
A67U B.Stone Grey 20 mm  
A71J B.Stone Smoke 20 mm  
A67V B.Stone Tarmac 20 mm  
A67S B.Stone Cream 20 mm  
A67T B.Stone Clay 20 mm



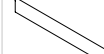
Sensitech  
± 20 mm

60x60 cm - 23 5/8"x23 5/8"

A67W B.Stone White 20 mm  
A67Z B.Stone Grey 20 mm  
A71K B.Stone Smoke 20 mm  
A67Ø B.Stone Tarmac 20 mm  
A67X B.Stone Cream 20 mm  
A67Y B.Stone Clay 20 mm

### TRIM TILES P. 300

#### Battiscopa



7,2x60 cm  
2 7/8"x23 5/8"  
Matte

#### Gradino \*



30x60 cm  
11 1/4"x23 5/8"  
Matte

#### Scalino \*



33x120 cm  
13"x47 1/4"  
Matte

33x60 cm  
13"x23 5/8"  
Matte

#### Scalino Ang.\*



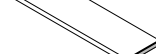
33x33 cm  
13"x13"  
Matte

#### Battiscopa Sag. Scala \*



7,2x30 cm  
2 7/8"x11 1/4"  
Matte

#### Davanzale / Soglia \*



max 315x50 H.4 cm  
124"x19 1/2" H.1 1/2"  
Matte

#### Elemento L



33x120 H. 4 cm  
13"x47 1/4" H. 1 1/2"  
Grip

#### Corner ± 6 mm



1x120 cm  
3/8"x47 1/4"  
Matte

#### Corner A.E ± 6 mm



1x1 cm  
3/8"x3/8"  
Matte

White	A7NC	A7N6	A7OQ	A7OG	A7OØ	DX	SX						
Pearl	A7NH	A7OB	A7OV	A7OL	A7O5	A7NW	A7NM						
Grey	A7NI	A7OC	A7OW	A7OM	A7O6	A7N1	A7NR						
Smoke	A7NJ	A7OD	A7OX	A7ON	A7O7	A7N2	A7NS						
Tarmac	A7NL	A7OF	A7OZ	A7OP	A7O9	A7N3	A7NT						
Ivory	A7ND	A7N7	A7OR	A7OH	A7O1	A7N5	A7NV						
Cream	A7NE	A7N8	A7OS	A7OI	A7O2	A7N6	A7NN						
Clay	A7NF	A7N9	A7OT	A7OJ	A7O3	A7N7	A7NO						
Taupe	A7NG	A7OA	A7OU	A7OK	A7O4	A7N8	A7NP						
Tobacco	A7NK	A7OE	A7OO	A7OØ	A7O8	A7N9	A7NQ						
						A7N4	A7NU						

\* These parts are supplied to order - I pezzi sono disponibili su ordinazione - Les pièces sont disponibles sur commande - Die Teile sind auf Bestellung lieferbar - Las piezas se hacen por encargo - Идетовляются на заказ

Sensitech P.402




WHITE



IVORY



PEARL




CREAM




GREY




CLAY




SMOKE



TAUPE



TARMAC



TOBACCO

INDEX



PRODUCT FINDER



SURFACE RANGE



COMPANY



COLLECTIONS

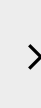


3D WALL  
CONCRETE & RESIN LOOK  
MARBLE LOOK  
STONE LOOK  
WOOD LOOK

LARGE SIZES



SLABS FOR COUNTERTOPS & FURNITURE



FURNITURE



FACADES



TECHNICAL SPECIFICATIONS





# Boost Stone

## Porcelain Tiles

### DECOR RANGE



A7C3 Boost Stone White  
Mosaico Brick  
30x60 cm - 11 1/4" x 23 5/8"

A7C4 Boost Stone Ivory  
Mosaico Brick  
30x60 cm - 11 1/4" x 23 5/8"



A7C8 Boost Stone Pearl  
Mosaico Brick  
30x60 cm - 11 1/4" x 23 5/8"

A7C5 Boost Stone Cream  
Mosaico Brick  
30x60 cm - 11 1/4" x 23 5/8"



A7C9 Boost Stone Grey  
Mosaico Brick  
30x60 cm - 11 1/4" x 23 5/8"

A7C6 Boost Stone Clay  
Mosaico Brick  
30x60 cm - 11 1/4" x 23 5/8"



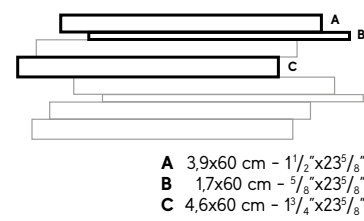
A7DA Boost Stone Smoke  
Mosaico Brick  
30x60 cm - 11 1/4" x 23 5/8"

A7C7 Boost Stone Taupe  
Mosaico Brick  
30x60 cm - 11 1/4" x 23 5/8"



A7DC Boost Stone Tarmac  
Mosaico Brick  
30x60 cm - 11 1/4" x 23 5/8"

A7DB Boost Stone Tobacco  
Mosaico Brick  
30x60 cm - 11 1/4" x 23 5/8"



A7DD Boost Stone White  
Mosaico Matte  
30x30 cm - 11 1/4" x 11 1/4"

A7DI Boost Stone Pearl  
Mosaico Matte  
30x30 cm - 11 1/4" x 11 1/4"

A7DJ Boost Stone Grey  
Mosaico Matte  
30x30 cm - 11 1/4" x 11 1/4"

A7DK Boost Stone Smoke  
Mosaico Matte  
30x30 cm - 11 1/4" x 11 1/4"

A7DM Boost Stone Tarmac  
Mosaico Matte  
30x30 cm - 11 1/4" x 11 1/4"



A7DE Boost Stone Ivory  
Mosaico Matte  
30x30 cm - 11 1/4" x 11 1/4"

A7DF Boost Stone Cream  
Mosaico Matte  
30x30 cm - 11 1/4" x 11 1/4"

A7DG Boost Stone Clay  
Mosaico Matte  
30x30 cm - 11 1/4" x 11 1/4"

A7DH Boost Stone Taupe  
Mosaico Matte  
30x30 cm - 11 1/4" x 11 1/4"

A7DL Boost Stone Tobacco  
Mosaico Matte  
30x30 cm - 11 1/4" x 11 1/4"



A67I Boost Stone White  
Mosaico Hex  
25x28,5 cm - 9 7/8" x 11 1/4"

A7CY Boost Stone Pearl  
Mosaico Hex  
25x28,5 cm - 9 7/8" x 11 1/4"

A7CZ Boost Stone Grey  
Mosaico Hex  
25x28,5 cm - 9 7/8" x 11 1/4"

A7CØ Boost Stone Smoke  
Mosaico Hex  
25x28,5 cm - 9 7/8" x 11 1/4"

A7C2 Boost Stone Tarmac  
Mosaico Hex  
25x28,5 cm - 9 7/8" x 11 1/4"




A7CU Boost Stone Ivory  
Mosaico Hex  
25x28,5 cm - 9 7/8" x 11 1/4"

A7CV Boost Stone Cream  
Mosaico Hex  
25x28,5 cm - 9 7/8" x 11 1/4"

A7CW Boost Stone Clay  
Mosaico Hex  
25x28,5 cm - 9 7/8" x 11 1/4"

A7CX Boost Stone Taupe  
Mosaico Hex  
25x28,5 cm - 9 7/8" x 11 1/4"

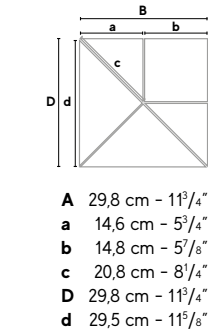
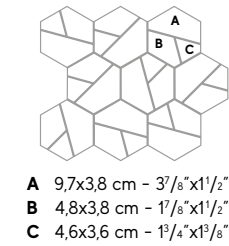
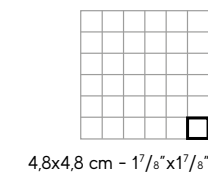
A7C1 Boost Stone Tobacco  
Mosaico Hex  
25x28,5 cm - 9 7/8" x 11 1/4"



A7DO Boost Stone  
Mosaico Cube Warm  
30x30 cm - 11 1/4" x 11 1/4"  
Warm:  
Boost Stone Cream  
Boost Stone Clay  
Boost Stone Ivory  
Boost Pro Ivory



A7DN Boost Stone  
Mosaico Cube Cold  
30x30 cm - 11 1/4" x 11 1/4"  
Cold:  
Boost Stone Smoke  
Boost Stone Grey  
Boost Stone Pearl  
Boost Pearl



INDEX



PRODUCT  
FINDER



SURFACE  
RANGE



COMPANY



COLLECTIONS



3D WALL  
CONCRETE & RESIN LOOK  
MARBLE LOOK  
STONE LOOK  
WOOD LOOK

LARGE SIZES



SLABS FOR  
COUNTERTOPS  
& FURNITURE



FURNITURE



FACADES



TECHNICAL  
SPECIFICATIONS





# Brave



- Floor
- Wall
- Decors
- Outdoor
- Bathroom furniture
- Facades




## Porcelain Tiles RECTIFIED MONOCALIBER

Sizes	Thickness	Surface finish
75x150 cm - 29 1/2" x 59"	± 9 mm	Matte <a href="#">Sensitech R10 B</a>
75x75 cm - 29 1/2" x 29 1/2"	± 9 mm	Matte <a href="#">Sensitech R10 B</a>
45x90 cm - 17 3/4" x 35 3/8"	± 9 mm	Matte <a href="#">Sensitech R10 B</a>
60x60 cm - 23 5/8" x 23 5/8"	± 9 mm	Matte <a href="#">Sensitech R10 B</a>
30x60 cm - 11 3/4" x 23 5/8"	± 9 mm	Matte <a href="#">Sensitech R10 B</a>

### OUTDOOR AND WET AREAS

30x60 cm - 11 3/4" x 23 5/8"	± 9 mm	Grip <a href="#">Sensitech R12 C</a>
60x120 cm - 23 5/8" x 47 1/4"	± 20 mm	Outdoor <a href="#">Sensitech R11 C</a>
60x60 cm - 23 5/8" x 23 5/8"	± 20 mm	Outdoor <a href="#">Sensitech R11 C</a>



## Wall Tiles RECTIFIED MONOCALIBER

Sizes	Thickness	Surface finish
40x80 cm - 15 3/4" x 31 1/2"	± 8,5 mm	Matte
<b>3D WALL TILES</b>		
40x80 cm - 15 3/4" x 31 1/2"	± 10 mm	Matte

INDEX



PRODUCT FINDER



SURFACE RANGE



COMPANY



COLLECTIONS



3D WALL  
CONCRETE & RESIN LOOK  
MARBLE LOOK  
STONE LOOK  
WOOD LOOK

LARGE SIZES



SLABS FOR COUNTERTOPS & FURNITURE



FURNITURE



FACADES



TECHNICAL SPECIFICATIONS









# Brave

## Porcelain Tiles


### DECOR RANGE



A1FW Brave Gypsum  
Industrial 3D <sup>(1)</sup>  
44x28,5 - 17<sup>7</sup>/<sub>8</sub>"x11<sup>1</sup>/<sub>4</sub>"




A1FY Brave Grey  
Industrial 3D <sup>(1)</sup>  
44x28,5 - 17<sup>7</sup>/<sub>8</sub>"x11<sup>1</sup>/<sub>4</sub>"




A1FØ Brave Coke  
Industrial 3D <sup>(1)</sup>  
44x28,5 - 17<sup>7</sup>/<sub>8</sub>"x11<sup>1</sup>/<sub>4</sub>"




A1FX Brave Pearl  
Industrial 3D <sup>(1)</sup>  
44x28,5 - 17<sup>7</sup>/<sub>8</sub>"x11<sup>1</sup>/<sub>4</sub>"



A1FZ Brave Earth  
Industrial 3D <sup>(1)</sup>  
44x28,5 - 17<sup>7</sup>/<sub>8</sub>"x11<sup>1</sup>/<sub>4</sub>"




2,4x22 cm - 1"x8<sup>5</sup>/<sub>8</sub>"




A1FM Brave Gypsum  
Mosaico  
30x30 - 11<sup>3</sup>/<sub>4</sub>"x11<sup>3</sup>/<sub>4</sub>"



A1FO Brave Grey  
Mosaico  
30x30 - 11<sup>3</sup>/<sub>4</sub>"x11<sup>3</sup>/<sub>4</sub>"



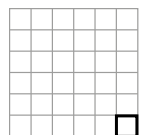
A1FQ Brave Coke  
Mosaico  
30x30 - 11<sup>3</sup>/<sub>4</sub>"x11<sup>3</sup>/<sub>4</sub>"



A1FN Brave Pearl  
Mosaico  
30x30 - 11<sup>3</sup>/<sub>4</sub>"x11<sup>3</sup>/<sub>4</sub>"



A1FP Brave Earth  
Mosaico  
30x30 - 11<sup>3</sup>/<sub>4</sub>"x11<sup>3</sup>/<sub>4</sub>"



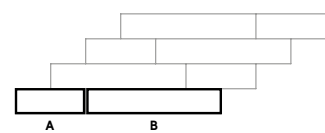
4,8x4,8 cm - 1<sup>7</sup>/<sub>8</sub>"x1<sup>7</sup>/<sub>8</sub>"



A1F1 Brave Gypsum  
Brick 3D <sup>(1)</sup>  
29x59 - 11<sup>3</sup>/<sub>8</sub>"x23<sup>1</sup>/<sub>4</sub>"



A1F2 Brave Pearl  
Brick 3D <sup>(1)</sup>  
29x59 - 11<sup>3</sup>/<sub>8</sub>"x23<sup>1</sup>/<sub>4</sub>"



A 19,9x7,1 cm - 7<sup>7</sup>/<sub>8</sub>"x2<sup>7</sup>/<sub>8</sub>"  
B 38,6x7,1 cm - 15<sup>1</sup>/<sub>8</sub>"x2<sup>7</sup>/<sub>8</sub>"



A1F3 Brave Grey  
Brick 3D <sup>(1)</sup>  
29x59 - 11<sup>3</sup>/<sub>8</sub>"x23<sup>1</sup>/<sub>4</sub>"



A1F4 Brave Earth  
Brick 3D <sup>(1)</sup>  
29x59 - 11<sup>3</sup>/<sub>8</sub>"x23<sup>1</sup>/<sub>4</sub>"




A1F5 Brave Coke  
Brick 3D <sup>(1)</sup>  
29x59 - 11<sup>3</sup>/<sub>8</sub>"x23<sup>1</sup>/<sub>4</sub>"

### Wall Tiles


#### MATTE SURFACE

± 8,5 mm  
40x80 cm - 15<sup>3</sup>/<sub>4</sub>"x31<sup>1</sup>/<sub>2</sub>"  
8BWU Brave Gypsum  
8BWL Brave Pearl  
8BWY Brave Grey

± 10 mm 3D WALL  
40x80 cm - 15<sup>3</sup>/<sub>4</sub>"x31<sup>1</sup>/<sub>2</sub>"  
8BDG Brave 3D Wave Gypsum  
8BDP Brave 3D Wave Pearl  
8BDE Brave 3D Wave Grey  
8BBG Brave 3D Blade Gypsum



GYPSUM



PEARL




GREY



3D WAVE GYPSUM



3D WAVE PEARL



3D WAVE GREY



3D BLADE GYPSUM

#### DECOR RANGE



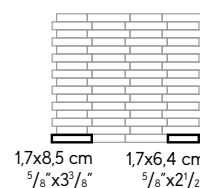
9BBG Brave Gypsum  
Mosaic  
30,5x30,5 - 12"x12"



9BBP Brave Pearl  
Mosaic  
30,5x30,5 - 12"x12"



9BBE Brave Grey  
Mosaic  
30,5x30,5 - 12"x12"



1,7x8,5 cm - 2<sup>3</sup>/<sub>8</sub>"x3<sup>3</sup>/<sub>8</sub>"  
1,7x6,4 cm - 2<sup>3</sup>/<sub>8</sub>"x2<sup>1</sup>/<sub>2</sub>"

#### TRIM TILES

LBSU Brave Gypsum  
Spigolo 0,8  
0,8x20 cm - 3<sup>1</sup>/<sub>8</sub>"x7<sup>7</sup>/<sub>8</sub>"

LBSL Brave Pearl  
Spigolo 0,8  
0,8x20 cm - 3<sup>1</sup>/<sub>8</sub>"x7<sup>7</sup>/<sub>8</sub>"

LBSE Brave Grey  
Spigolo 0,8  
0,8x20 cm - 3<sup>1</sup>/<sub>8</sub>"x7<sup>7</sup>/<sub>8</sub>"

A1BU Brave Gypsum  
Spigolo 0,8 A.E.  
0,8x0,8 cm - 3<sup>1</sup>/<sub>8</sub>"x3<sup>1</sup>/<sub>8</sub>"

A1BL Brave Pearl  
Spigolo 0,8 A.E.  
0,8x0,8 cm - 3<sup>1</sup>/<sub>8</sub>"x3<sup>1</sup>/<sub>8</sub>"

A1BR Brave Grey  
Spigolo 0,8 A.E.  
0,8x0,8 cm - 3<sup>1</sup>/<sub>8</sub>"x3<sup>1</sup>/<sub>8</sub>"

#### 3D TRIM TILES

LB1G Brave Gypsum Spigolo 10mm \* <sup>(1)</sup>  
1x20 cm - 3<sup>7</sup>/<sub>8</sub>"x7<sup>7</sup>/<sub>8</sub>"

LB1R Brave Pearl Spigolo 10mm \* <sup>(1)</sup>  
1x20 cm - 3<sup>7</sup>/<sub>8</sub>"x7<sup>7</sup>/<sub>8</sub>"

LB1E Brave Grey Spigolo 10mm \* <sup>(1)</sup>  
1x20 cm - 3<sup>7</sup>/<sub>8</sub>"x7<sup>7</sup>/<sub>8</sub>"

<sup>(1)</sup> Multi-thickness mosaic, close joint installation without grouting. - Mosaico multispessore, posa senza stuccatura a giunto unito. - Mosaïque multi-épaisseur, pose sans mastic avec joint nul. - Mosaik mit verschieden Stärken, fugenlose Verlegung ohne Mörtel. - Mosaico multiespesor, colocación sin mástique y sin juntas. - Мозаика разной толщины; укладка встык без затирки швов.

<sup>(2)</sup> The decoration can only be laid on the wall - Il decoro si può posare solo a rivestimento - Décor uniquement mural - Das Dekor kann nur an der Wand verlegt werden - La decoración se puede colocar únicamente en paredes - Декор может быть уложен только на стену.

\* These parts are supplied to order - I pezzi sono disponibili su ordinazione - Les pièces sont disponibles sur commande - Die Teile sind auf Bestellung lieferbar - Las piezas se hacen por encargo - Изготавливаются на заказ

<sup>(1)</sup> The 10 mm edge matches three-dimensional wall tiles having a 10-11 mm thickness - Lo spigolo 10 mm si abbinna a rivestimenti tridimensionali di spessore 10-11 mm - Le bord 10 mm s'adapte aux revêtements tridimensionnels épaisseur 10-11 mm - Die 10 mm Kante ist mit dreidimensionalen Wandfliesen mit einer Dicke von 10-11 mm kombinierbar - La arista de 10 mm se combina con revestimientos tridimensionales de 10 -11 mm de grosor - Угловой элемент 10 мм сочетается с трехмерной настенной плиткой толщиной 10-11 мм



# Klif



- Floor
- Wall
- Decors
- Outdoor
- Bathroom furniture
- Facades



## Porcelain Tiles RECTIFIED MONOCALIBER

### MATTE SURFACE

- Floor
- Wall

**± 9 mm**  
**75x150 cm - 29 1/2" x 59"**  
 A7HJ Klif White  
 A7HK Klif Silver  
 A7HL Klif Grey  
 A7HM Klif Dark

**± 9 mm**  
**75x75 cm - 29 1/2" x 29 1/2"**  
 ANXS Klif White  
 ANXT Klif Silver  
 ANXU Klif Grey  
 ANXV Klif Dark

**± 9 mm**  
**37.5x75 cm - 14 3/4" x 29 1/2"**  
 ANXW Klif White  
 ANXX Klif Silver  
 ANXY Klif Grey  
 ANXZ Klif Dark

### GRIP SURFACE

- Outdoor

**± 9 mm**  
**37.5x75 cm - 14 3/4" x 29 1/2"**  
 ANXØ Klif White Grip  
 ANX1 Klif Silver Grip  
 ANX2 Klif Grey Grip  
 ANX3 Klif Dark Grip



TRIM TILES P. 300	Battiscopa	Gradino *	Scalino *	Scalino *	Scalino Ang. *	Battiscopa Sag. Scala *	Davanzale / Soglia *	Elemento L
	7,2x75 cm 2 7/8" x 29 1/2"	37,5x75 cm 14 3/4" x 29 1/2"	37,5x150 cm 14 3/4" x 59"	37,5x75 cm 14 3/4" x 29 1/2"	37,5x37,5 cm 14 3/4" x 14 3/4"	7,2x30 cm 2 7/8" x 11 7/8"	max 315x50 H.4 cm 124" x 19 7/8" H. 1 1/2"	15x75 H.4 cm 5 7/8" x 29 1/2" H. 1 1/2"
	Matte	Matte	Matte	Matte	Matte	Matte	Matte	Grip
White	AN4F	AN4P	AN4T	AN4X	AN42	DX		AN5A
Silver	AN2R	AN4Q	AN4U	AN4Y	AN43	SX		AN5B
Grey	AN2S	AMG4	AN4V	AN4Z	AN44	AN4J		AN5C
Dark	AN4G	AN4S	AN4W	AN41	AN45	AN4K		AN5D

\* These parts are supplied to order - I pezzi sono disponibili su ordinazione - Les pièces sont disponibles sur commande - Die Teile sind auf Bestellung lieferbar - Las piezas se hacen por encargo - Иготовляются на заказ

- 3D WALL
- CONCRETE & RESIN LOOK
- MARBLE LOOK
- STONE LOOK
- WOOD LOOK



# Klif

## Porcelain Tiles

### DECOR RANGE



AN46 Klif White  
Mosaico  
30x30 - 1<sup>1</sup>/<sub>4</sub>"x1<sup>1</sup>/<sub>4</sub>"



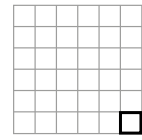
AN47 Klif Silver  
Mosaico  
30x30 - 1<sup>1</sup>/<sub>4</sub>"x1<sup>1</sup>/<sub>4</sub>"



AN48 Klif Grey  
Mosaico  
30x30 - 1<sup>1</sup>/<sub>4</sub>"x1<sup>1</sup>/<sub>4</sub>"



AN49 Klif Dark  
Mosaico  
30x30 - 1<sup>1</sup>/<sub>4</sub>"x1<sup>1</sup>/<sub>4</sub>"



4,8x4,8 cm - 1<sup>7</sup>/<sub>8</sub>"x1<sup>7</sup>/<sub>8</sub>"



AN7G Klif White  
Triangles  
28,5x33 - 11<sup>1</sup>/<sub>4</sub>"x13"



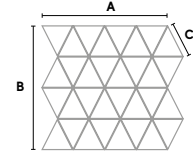
AN7H Klif Silver  
Triangles  
28,5x33 - 11<sup>1</sup>/<sub>4</sub>"x13"



AN7I Klif Grey  
Triangles  
28,5x33 - 11<sup>1</sup>/<sub>4</sub>"x13"



AN7J Klif Dark  
Triangles  
28,5x33 - 11<sup>1</sup>/<sub>4</sub>"x13"



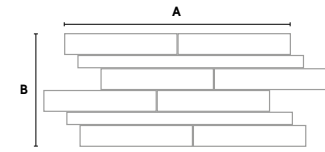
A 32,8 cm - 13"  
B 28,5 cm - 11<sup>1</sup>/<sub>4</sub>"  
C 7,9 cm - 3<sup>1</sup>/<sub>8</sub>"



AN7C Klif White  
Brick  
37,5x75 - 14<sup>3</sup>/<sub>4</sub>"x29<sup>1</sup>/<sub>2</sub>"



AN7D Klif Silver  
Brick  
37,5x75 - 14<sup>3</sup>/<sub>4</sub>"x29<sup>1</sup>/<sub>2</sub>"



A 74,8 cm - 29<sup>1</sup>/<sub>2</sub>"  
B 37,4 cm - 14<sup>3</sup>/<sub>4</sub>"



AN7E Klif Grey  
Brick  
37,5x75 - 14<sup>3</sup>/<sub>4</sub>"x29<sup>1</sup>/<sub>2</sub>"



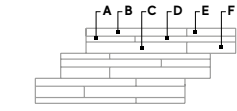
AN7F Klif Dark  
Brick  
37,5x75 - 14<sup>3</sup>/<sub>4</sub>"x29<sup>1</sup>/<sub>2</sub>"



AN7K Klif White  
Brick 3D <sup>(1)</sup>  
28x55 - 11"x21<sup>5</sup>/<sub>8</sub>"



AN7L Klif Silver  
Brick 3D <sup>(1)</sup>  
28x55 - 11"x21<sup>5</sup>/<sub>8</sub>"



A 18x2,1 cm - 7<sup>1</sup>/<sub>8</sub>"x1<sup>1</sup>/<sub>8</sub>"  
B 37x2,9 cm - 14<sup>3</sup>/<sub>8</sub>"x1<sup>1</sup>/<sub>8</sub>"  
C 37x4,2 cm - 14<sup>3</sup>/<sub>8</sub>"x1<sup>5</sup>/<sub>8</sub>"  
D 37x2,1 cm - 14<sup>3</sup>/<sub>8</sub>"x1<sup>1</sup>/<sub>8</sub>"  
E 18x2,9 cm - 7<sup>1</sup>/<sub>8</sub>"x1<sup>1</sup>/<sub>8</sub>"  
F 18x4,2 cm - 7<sup>1</sup>/<sub>8</sub>"x1<sup>5</sup>/<sub>8</sub>"



AN7M Klif Grey  
Brick 3D <sup>(1)</sup>  
28x55 - 11"x21<sup>5</sup>/<sub>8</sub>"



AN7N Klif Dark  
Brick 3D <sup>(1)</sup>  
28x55 - 11"x21<sup>5</sup>/<sub>8</sub>"

INDEX



PRODUCT  
FINDER



SURFACE  
RANGE



COMPANY



COLLECTIONS



3D WALL  
CONCRETE & RESIN LOOK  
MARBLE LOOK  
STONE LOOK  
WOOD LOOK

LARGE SIZES



SLABS FOR  
COUNTERTOPS  
& FURNITURE



FURNITURE



FACADES



TECHNICAL  
SPECIFICATIONS



<sup>(1)</sup> Multi-thickness mosaic, close joint installation without grouting. - Mosaico multispessore, posa senza stuccatura a giunto nullo. - Mosaïque multi-épaisseur, pose sans mastic avec joint nul. - Mosaik mit verschiedenen Stärken, fugenlose Verlegung ohne Mörtel. - Mosaico multiespesor, colocación sin mástique y sin juntas. - Мозаика разной толщины, укладка встык без затирки швов.


The decoration can only be laid on the wall - Il decoro si può posare solo a rivestimento - Décor uniquement mural - Das Dekor kann nur an der Wand verlegt werden - La decoración se puede colocar únicamente en paredes - Декор может быть уложен только на стену.



# Kone



- Floor
- Wall
- Decors
- Outdoor
- Slabs for countertops and furniture
- Bathroom furniture
- Facades



## Porcelain Tiles RECTIFIED MONOCALIBER

Sizes	Thickness	Surface finish
75x150 cm - 29 1/2" x 59"	± 9 mm	Matte Sensitech R10 B
75x75 cm - 29 1/2" x 29 1/2"	± 9 mm	Matte Sensitech R10 B
60x60 cm - 23 5/8" x 23 5/8"	± 9 mm	Matte Sensitech R10 B
30x60 cm - 11 3/4" x 23 5/8"	± 9 mm	Matte Sensitech R10 B

### LARGE SIZES P. 304

### OUTDOOR AND WET AREAS

30x60 cm - 11 3/4" x 23 5/8"	± 9 mm	Grip Sensitech R11 B
------------------------------	--------	----------------------

### atlasPLAN

160x320 cm - 63" x 126"	± 6 mm	Hammered R9 A
-------------------------	--------	---------------

### SLABS FOR COUNTERTOPS & FURNITURE

162x324 cm - 63 3/4" x 127 1/2"	± 12 mm	Hammered
---------------------------------	---------	----------

NON-RECTIFIED

INDEX

PRODUCT FINDER

SURFACE RANGE

COMPANY

COLLECTIONS

- 3D WALL
- CONCRETE & RESIN LOOK
- MARBLE LOOK
- STONE LOOK
- WOOD LOOK

LARGE SIZES

SLABS FOR COUNTERTOPS & FURNITURE

FURNITURE


FACADES

TECHNICAL SPECIFICATIONS



# Kone

## Porcelain Tiles



### MATTE SURFACE

Floor Wall



± 6 mm  
160x320 cm - 63"x126"  
AJKP Kone Mix Hammered

**Sensitech**  
± 9 mm  
60x60 cm - 23<sup>5</sup>/<sub>8</sub>"x23<sup>5</sup>/<sub>8</sub>"  
AUK8 Kone White  
AUK9 Kone Beige  
AULA Kone Silver  
AULB Kone Pearl  
AULC Kone Grey

**Sensitech**  
± 9 mm  
30x60 cm - 11<sup>3</sup>/<sub>4</sub>"x23<sup>5</sup>/<sub>8</sub>"  
D216 Kone White  
D217 Kone Beige  
D218 Kone Silver  
D219 Kone Pearl  
D22Ø Kone Grey

**Sensitech**  
± 9 mm  
75x150 cm - 29<sup>1</sup>/<sub>2</sub>"x59"  
A7HN Kone White  
A7HO Kone Beige  
A7HP Kone Silver  
A7HQ Kone Pearl  
A7HR Kone Grey  
A7HS Kone Mix

**Sensitech**  
± 9 mm  
75x75 cm - 29<sup>1</sup>/<sub>2</sub>"x29<sup>1</sup>/<sub>2</sub>"  
AUKT Kone White  
AUKU Kone Beige  
AUKV Kone Silver  
AUKW Kone Pearl  
AUKX Kone Grey

### GRIP SURFACE

Outdoor



**Sensitech**  
± 9 mm  
30x60 cm - 11<sup>3</sup>/<sub>4</sub>"x23<sup>5</sup>/<sub>8</sub>"  
D221 Kone White Grip  
D222 Kone Beige Grip  
D223 Kone Silver Grip  
D224 Kone Pearl Grip  
D225 Kone Grey Grip

### TRIM TILES P. 300

	Battiscopa	Gradino *	Scalino *	Scalino *	Scalino Ang.*	Battiscopa Sag. Scala *	Davanzale / Soglia *	Elemento L *
	7,2x60 cm 2 <sup>7</sup> / <sub>8</sub> "x23 <sup>5</sup> / <sub>8</sub> " Matte	30x60 cm 11 <sup>3</sup> / <sub>4</sub> "x23 <sup>5</sup> / <sub>8</sub> " Matte	33x150 cm 13"x59" Matte	33x75 cm 13"x29 <sup>1</sup> / <sub>2</sub> " Matte	33x33 cm 13"x13" Matte	7,2x30 cm 2 <sup>7</sup> / <sub>8</sub> "x11 <sup>3</sup> / <sub>4</sub> " Matte	max 315x50 H.4 cm 124"x19 <sup>1</sup> / <sub>2</sub> " H.1 <sup>1</sup> / <sub>2</sub> " Matte	15x60 H.4 cm 5 <sup>7</sup> / <sub>8</sub> "x23 <sup>5</sup> / <sub>8</sub> " H.1 <sup>1</sup> / <sub>2</sub> " Grip
White	AUOT	AUP6	A8N7	AALE	AAK3	AALK		AAQ4
Beige	AUOU	AUP7	A8N8	AALG	AAK4	AALL		AAQ5
Silver	AUOV	AUP8	A8N9	AALH	AAK5	AALM		AAQ6
Pearl	AUOW	AUP9	A8OA	AALI	AAK6	AALN		AAQ7
Grey	AUOX	AUGA	A8OB	AALJ	AAK7	AALO		AAQ8
							DX AUO3	
							SX AUOY	
							AUO4	
							AUO5	
							AUO6	
							AUO7	
							AUOØ	
							AUO1	
							AUO2	

\* These parts are supplied to order - I pezzi sono disponibili su ordinazione - Les pièces sont disponibles sur commande - Die Teile sind auf Bestellung lieferbar - Las piezas se hacen por encargo - Изготавливаются на заказ

Sensitech P.402



INDEX



PRODUCT FINDER



SURFACE RANGE



COMPANY



COLLECTIONS



3D WALL  
CONCRETE & RESIN LOOK  
MARBLE LOOK  
STONE LOOK  
WOOD LOOK

LARGE SIZES



SLABS FOR COUNTERTOPS & FURNITURE



FURNITURE



FACADES



TECHNICAL SPECIFICATIONS







# Kone

## Porcelain Tiles

### DECOR RANGE




AUNR Kone White Mosaico  
30x30 - 1<sup>1</sup>/<sub>4</sub>"x1<sup>1</sup>/<sub>4</sub>"




AUNS Kone Beige Mosaico  
30x30 - 1<sup>1</sup>/<sub>4</sub>"x1<sup>1</sup>/<sub>4</sub>"



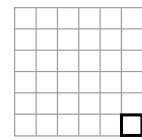
AUNT Kone Silver Mosaico  
30x30 - 1<sup>1</sup>/<sub>4</sub>"x1<sup>1</sup>/<sub>4</sub>"




AUNU Kone Pearl Mosaico  
30x30 - 1<sup>1</sup>/<sub>4</sub>"x1<sup>1</sup>/<sub>4</sub>"




AUNV Kone Grey Mosaico  
30x30 - 1<sup>1</sup>/<sub>4</sub>"x1<sup>1</sup>/<sub>4</sub>"




4,8x4,8 cm - 1<sup>7</sup>/<sub>8</sub>"x1<sup>7</sup>/<sub>8</sub>"




AUN9 Kone White Mosaico Pinnacle 3D <sup>(1)</sup>  
30x30 - 1<sup>1</sup>/<sub>4</sub>"x1<sup>1</sup>/<sub>4</sub>"




AUAO Kone Beige Mosaico Pinnacle 3D <sup>(1)</sup>  
30x30 - 1<sup>1</sup>/<sub>4</sub>"x1<sup>1</sup>/<sub>4</sub>"



AUOB Kone Silver Mosaico Pinnacle 3D <sup>(1)</sup>  
30x30 - 1<sup>1</sup>/<sub>4</sub>"x1<sup>1</sup>/<sub>4</sub>"



AUOC Kone Pearl Mosaico Pinnacle 3D <sup>(1)</sup>  
30x30 - 1<sup>1</sup>/<sub>4</sub>"x1<sup>1</sup>/<sub>4</sub>"



AUOD Kone Grey Mosaico Pinnacle 3D <sup>(1)</sup>  
30x30 - 1<sup>1</sup>/<sub>4</sub>"x1<sup>1</sup>/<sub>4</sub>"



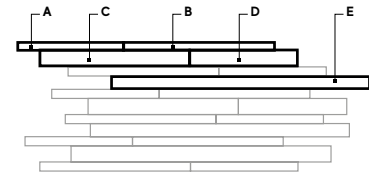
29,6x2,5 cm - 1<sup>1</sup>/<sub>8</sub>"x1"



AUNW Kone White Brick  
30x60 - 1<sup>1</sup>/<sub>4</sub>"x2<sup>3</sup>/<sub>8</sub>"



AUNZ Kone Pearl Brick  
30x60 - 1<sup>1</sup>/<sub>4</sub>"x2<sup>3</sup>/<sub>8</sub>"



**A** 2,1x24,8 cm - 3<sup>3</sup>/<sub>8</sub>"x9<sup>3</sup>/<sub>4</sub>"  
**B** 2,1x34,5 cm - 3<sup>1</sup>/<sub>4</sub>"x13<sup>3</sup>/<sub>8</sub>"  
**C** 3,3x34,5 cm - 1<sup>1</sup>/<sub>4</sub>"x13<sup>3</sup>/<sub>8</sub>"  
**D** 3,3x24,8 cm - 1<sup>1</sup>/<sub>4</sub>"x9<sup>3</sup>/<sub>4</sub>"  
**E** 2,5x60 cm - 1"x2<sup>3</sup>/<sub>8</sub>"



AUNX Kone Beige Brick  
30x60 - 1<sup>1</sup>/<sub>4</sub>"x2<sup>3</sup>/<sub>8</sub>"



AUNØ Kone Grey Brick  
30x60 - 1<sup>1</sup>/<sub>4</sub>"x2<sup>3</sup>/<sub>8</sub>"



AUNY Kone Silver Brick  
30x60 - 1<sup>1</sup>/<sub>4</sub>"x2<sup>3</sup>/<sub>8</sub>"



AUOO Kone White Chevron  
11,5x67 - 4<sup>1</sup>/<sub>2</sub>"x26<sup>3</sup>/<sub>8</sub>"



AUOR Kone Pearl Chevron  
11,5x67 - 4<sup>1</sup>/<sub>2</sub>"x26<sup>3</sup>/<sub>8</sub>"



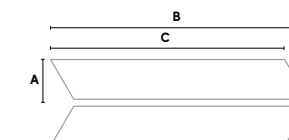
AUOP Kone Beige Chevron  
11,5x67 - 4<sup>1</sup>/<sub>2</sub>"x26<sup>3</sup>/<sub>8</sub>"



AUOS Kone Grey Chevron  
11,5x67 - 4<sup>1</sup>/<sub>2</sub>"x26<sup>3</sup>/<sub>8</sub>"



AUOQ Kone Silver Chevron  
11,5x67 - 4<sup>1</sup>/<sub>2</sub>"x26<sup>3</sup>/<sub>8</sub>"



**A** 11,5 cm - 4<sup>1</sup>/<sub>2</sub>"  
**B** 73,4 cm - 28<sup>7</sup>/<sub>8</sub>"  
**C** 67 cm - 26<sup>3</sup>/<sub>8</sub>"

INDEX



PRODUCT FINDER



SURFACE RANGE



COMPANY



COLLECTIONS



3D WALL  
CONCRETE & RESIN LOOK  
MARBLE LOOK  
STONE LOOK  
WOOD LOOK

LARGE SIZES



SLABS FOR COUNTERTOPS & FURNITURE



FURNITURE



FACADES



TECHNICAL SPECIFICATIONS



<sup>(1)</sup> Multi-thickness mosaic, close joint installation without grouting. - Mosaico multispessore, posa senza stuccatura a giunto nullo. - Mosaïque multi-épaisseur, pose sans mastic avec joint nul. - Mosaik mit verschieden Stärken, fugenlose Verlegung ohne Mörtel. - Mosaico multiespesor, colocación sin mástique y sin juntas. - Мозаика разной толщины, укладка встык без затирки швов.

The decoration can only be laid on the wall - Il decoro si può posare solo a rivestimento - Décor uniquement mural - Das Dekor kann nur an der Wand verlegt werden. La decoración se puede colocar únicamente en paredes - Декор может быть уложен только на стену.



# Lims



- Floor
- Wall
- Decors
- Outdoor
- Bathroom furniture
- Facades



## Porcelain Tiles RECTIFIED MONOCALIBER

Sizes	Thickness	Surface finish
120x278 cm - 47 <sup>1</sup> / <sub>4</sub> "x109 <sup>1</sup> / <sub>2</sub> "	± 6 mm	Matte <b>R9 A</b>
120x120 cm - 47 <sup>1</sup> / <sub>4</sub> "x47 <sup>1</sup> / <sub>4</sub> "	± 9 mm	Matte <b>Sensitech R10 B</b>
75x150 cm - 29 <sup>1</sup> / <sub>2</sub> "x59"	± 9 mm	Matte <b>Sensitech R10 B</b>
75x75 cm - 29 <sup>1</sup> / <sub>2</sub> "x29 <sup>1</sup> / <sub>2</sub> "	± 9 mm	Matte <b>Sensitech R10 B</b>
37,5x75 cm - 14 <sup>3</sup> / <sub>4</sub> "x29 <sup>1</sup> / <sub>2</sub> "	± 9 mm	Matte   Tumbled <b>Sensitech R10 B</b>

### LARGE SIZES P. 304

### OUTDOOR AND WET AREAS

37,5x75 cm - 14 <sup>3</sup> / <sub>4</sub> "x29 <sup>1</sup> / <sub>2</sub> "	± 9 mm	Grip <b>Sensitech R11 C</b>
60x120 cm - 23 <sup>5</sup> / <sub>8</sub> "x47 <sup>1</sup> / <sub>4</sub> "	± 20 mm	Outdoor <b>Sensitech R11 C</b>
60x60 cm - 23 <sup>5</sup> / <sub>8</sub> "x23 <sup>5</sup> / <sub>8</sub> "	± 20 mm	Outdoor <b>Sensitech R11 C</b>



## Wall Tiles RECTIFIED MONOCALIBER

Sizes	Thickness	Surface finish
40x80 cm - 15 <sup>5</sup> / <sub>4</sub> "x31 <sup>1</sup> / <sub>2</sub> "	± 8,5 mm	Matte
<b>3D WALL TILES</b>		
40x80 cm - 15 <sup>5</sup> / <sub>4</sub> "x31 <sup>1</sup> / <sub>2</sub> "	± 10 mm	Matte

INDEX



PRODUCT FINDER



SURFACE RANGE



COMPANY



COLLECTIONS



- 3D WALL
- CONCRETE & RESIN LOOK
- MARBLE LOOK
- STONE LOOK
- WOOD LOOK

LARGE SIZES



SLABS FOR COUNTERTOPS & FURNITURE



FURNITURE



FACADES



TECHNICAL SPECIFICATIONS



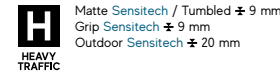


# Lims

## Porcelain Tiles



Matte ± 6 mm



Matte Sensitech / Tumbled ± 9 mm  
Grip Sensitech ± 9 mm  
Outdoor Sensitech ± 20 mm




R9 A Matte ± 6 mm  
R10 B Matte Sensitech / Tumbled ± 9 mm  
R11 C Grip Sensitech ± 9 mm  
R11 C Outdoor Sensitech ± 20 mm



V3 Moderate Variation

### MATTE SURFACE

Floor Wall



± 6 mm  
120x278 cm - 47<sup>1</sup>/<sub>4</sub>"x109<sup>1</sup>/<sub>2</sub>"  
A3EI Lims Ivory  
A3EJ Lims Beige  
A3EK Lims Grey  
A3EL Lims Desert



Sensitech  
± 9 mm  
120x120 cm - 47<sup>1</sup>/<sub>4</sub>"x47<sup>1</sup>/<sub>4</sub>"  
A3DI Lims Ivory  
A3DJ Lims Beige  
A3DK Lims Grey  
A3DL Lims Desert



Sensitech  
± 9 mm  
75x150 cm - 29<sup>1</sup>/<sub>2</sub>"x59"  
A7HT Lims Ivory  
A7HU Lims Beige  
A7HV Lims Grey  
A7HW Lims Desert



Sensitech  
± 9 mm  
75x75 cm - 29<sup>1</sup>/<sub>2</sub>"x29<sup>1</sup>/<sub>2</sub>"  
A3DQ Lims Ivory  
A3DR Lims Beige  
A3DS Lims Grey  
A3DT Lims Desert



Sensitech  
± 9 mm  
37,5x75 cm - 14<sup>3</sup>/<sub>4</sub>"x29<sup>1</sup>/<sub>2</sub>"  
A3DU Lims Ivory  
A3DV Lims Beige  
A3DW Lims Grey  
A3DX Lims Desert

### TUMBLLED EDGES <sup>(1)</sup>



Sensitech  
± 9 mm  
37,5x75 cm - 14<sup>3</sup>/<sub>4</sub>"x29<sup>1</sup>/<sub>2</sub>"  
A3FT Lims Ivory Tumbled  
A3FU Lims Beige Tumbled  
A3FV Lims Grey Tumbled  
A3FW Lims Desert Tumbled

### GRIP SURFACE

### OUTDOOR ± 20 mm

Outdoor



Sensitech  
± 9 mm  
37,5x75 cm - 14<sup>3</sup>/<sub>4</sub>"x29<sup>1</sup>/<sub>2</sub>"  
A3DY Lims Ivory Grip  
A3DZ Lims Beige Grip  
A3DØ Lims Grey Grip  
A3D1 Lims Desert Grip



Sensitech  
± 20 mm  
60x120 cm - 23<sup>3</sup>/<sub>8</sub>"x47<sup>1</sup>/<sub>4</sub>"  
A3LU Lims Ivory 20 mm  
A3LV Lims Beige 20 mm  
A3LW Lims Grey 20 mm  
A3LX Lims Desert 20 mm



Sensitech  
± 20 mm  
60x60 cm - 23<sup>3</sup>/<sub>8</sub>"x23<sup>3</sup>/<sub>8</sub>"  
A3LY Lims Ivory 20 mm  
A3LZ Lims Beige 20 mm  
A3LØ Lims Grey 20 mm  
A3L1 Lims Desert 20 mm


MATTE



IVORY



BEIGE



GREY



DESERT

TUMBLLED



IVORY



BEIGE

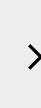


GREY



DESERT

<sup>(1)</sup> Tumbled. Irregularities in the edges are not defects but rather features intrinsic to this type of product. - Burattato. Le irregolarità del bordo non sono da considerarsi un difetto ma una caratteristica intrinseca di questa tipologia di prodotto. - Tamisé. Les irrégularités des bords ne doivent pas être considérées comme un défaut mais comme une caractéristique intrinsèque de ce type de produit. - Genarbt. Die unregelmäßigen Kanten sind nicht als Fehler zu betrachten; sie sind ein für dieses Produkt charakteristisches Merkmal. - Tamboreado. Las irregularidades de los bordes no deben considerarse un defecto, sino una característica intrínseca de este tipo de productos. - Талтованная мозаика. Неровности граней являются не дефектом, а неотъемлемой характеристикой данного вида изделий.





# Lims

## Porcelain Tiles

### DECOR RANGE



A3JE Lims Ivory  
Mosaico Gemini  
41,6x24 - 16<sup>7</sup>/<sub>8</sub>"x9<sup>1</sup>/<sub>2</sub>"



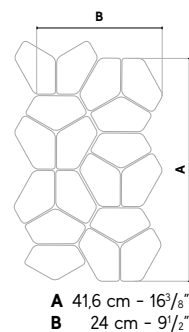
A3JF Lims Beige  
Mosaico Gemini  
41,6x24 - 16<sup>7</sup>/<sub>8</sub>"x9<sup>1</sup>/<sub>2</sub>"



A3JG Lims Grey  
Mosaico Gemini  
41,6x24 - 16<sup>7</sup>/<sub>8</sub>"x9<sup>1</sup>/<sub>2</sub>"



A3JH Lims Desert  
Mosaico Gemini  
41,6x24 - 16<sup>7</sup>/<sub>8</sub>"x9<sup>1</sup>/<sub>2</sub>"



A3HK Lims Ivory  
Mosaico Tumbled <sup>(1)</sup>  
30x30 - 11<sup>1</sup>/<sub>4</sub>"x11<sup>1</sup>/<sub>4</sub>"



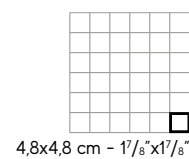
A3HL Lims Beige  
Mosaico Tumbled <sup>(1)</sup>  
30x30 - 11<sup>1</sup>/<sub>4</sub>"x11<sup>1</sup>/<sub>4</sub>"




A3HM Lims Grey  
Mosaico Tumbled <sup>(1)</sup>  
30x30 - 11<sup>1</sup>/<sub>4</sub>"x11<sup>1</sup>/<sub>4</sub>"



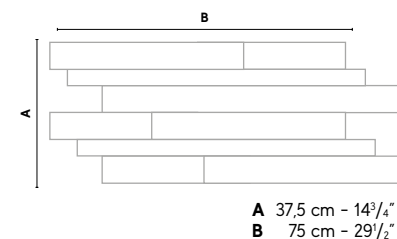
A3HN Lims Desert  
Mosaico Tumbled <sup>(1)</sup>  
30x30 - 11<sup>1</sup>/<sub>4</sub>"x11<sup>1</sup>/<sub>4</sub>"



A3JA Lims Ivory Brick  
37,5x75 - 14<sup>3</sup>/<sub>4</sub>"x29<sup>1</sup>/<sub>2</sub>"



A3JB Lims Beige Brick  
37,5x75 - 14<sup>3</sup>/<sub>4</sub>"x29<sup>1</sup>/<sub>2</sub>"



A3JC Lims Grey Brick  
37,5x75 - 14<sup>3</sup>/<sub>4</sub>"x29<sup>1</sup>/<sub>2</sub>"



A3JD Lims Desert Brick  
37,5x75 - 14<sup>3</sup>/<sub>4</sub>"x29<sup>1</sup>/<sub>2</sub>"

TRIM TILES P. 300	Battiscopa	Gradino *	Scalino *		Scalino Ang.*		Battiscopa Sag. Scala *	Davanzale / Soglia *	Elemento L *	Corner *	Corner A.E. *	
	7,2x7,5 cm 2 <sup>7</sup> / <sub>8</sub> "x29 <sup>1</sup> / <sub>2</sub> " Matte	37,5x7,5 cm 14 <sup>3</sup> / <sub>4</sub> "x29 <sup>1</sup> / <sub>2</sub> " Matte	37,5x15,0 cm 14 <sup>3</sup> / <sub>4</sub> "x59"	33x12,0 cm 13"x47 <sup>1</sup> / <sub>2</sub> " Matte	37,5x7,5 cm 14 <sup>3</sup> / <sub>4</sub> "x29 <sup>1</sup> / <sub>2</sub> " Matte	37,5x37,5 cm 14 <sup>3</sup> / <sub>4</sub> "x14 <sup>3</sup> / <sub>4</sub> " Matte	33x33 cm 13"x13" Matte	7,2x30 cm 2 <sup>7</sup> / <sub>8</sub> "x11 <sup>1</sup> / <sub>4</sub> " Matte	max 315x50 H.4 cm 124"x19 <sup>1</sup> / <sub>2</sub> " H.1 <sup>1</sup> / <sub>2</sub> " Matte	15x75 H. 4 cm 5 <sup>7</sup> / <sub>8</sub> "x29 <sup>1</sup> / <sub>2</sub> " H. 1 <sup>1</sup> / <sub>2</sub> " Grip	1x120 cm 3 <sup>1</sup> / <sub>2</sub> "x47 <sup>1</sup> / <sub>2</sub> " Matte	1x1 cm 3 <sup>1</sup> / <sub>2</sub> "x3 <sup>1</sup> / <sub>2</sub> " Matte
Ivory	A3MK	A3VV	A3NU	A3NQ	A3VZ	A3WD	A3NY	DX	SX	A3JQ	A3JM	
Beige	A3ML	A3VW	A3NV	A3NR	A3WA	A3WE	A3NZ	A3JR	A3JN			
Grey	A3VT	A3VX	A3NW	A3NS	A3WB	A3WF	A3NØ	A3JS	A3JO			
Desert	A3VU	A3VY	A3NX	A3NT	A3WC	A3WG	A3NI	A3JT	A3JP			

\* These parts are supplied to order - I pezzi sono disponibili su ordinazione - Les pièces sont disponibles sur commande - Die Teile sind auf Bestellung lieferbar - Las piezas se hacen por encargo - Изготавливаются на заказ

<sup>(1)</sup> Tumbled. Irregularities in the edges are not defects but rather features intrinsic to this type of product. - Burrato. Le irregolarità del bordo non sono da considerarsi un difetto ma una caratteristica intrinseca di questa tipologia di prodotto. - Tamisé. Les irrégularités des bords ne doivent pas être considérées comme un défaut mais comme une caractéristique intrinsèque de ce type de produit. - Genarot. Die unregelmäßigen Kanten sind nicht als Fehler zu betrachten; sie sind ein für dieses Produkt charakteristisches Merkmal. - Tamboreado. Las irregularidades de los bordes no deben considerarse un defecto, sino una característica intrínseca de este tipo de productos. - Галтованная мозаика. Неровности граней являются не дефектом, а неотъемлемой характеристикой данного вида изделий.





### Wall Tiles

#### MATTE SURFACE

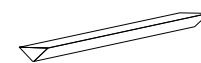
± 8,5 mm  
40x80 cm - 15<sup>5</sup>/<sub>8</sub>"x31<sup>1</sup>/<sub>2</sub>"  
A3HO Lims Ivory  
A3HP Lims Beige

± 10 mm 3D WALL  
40x80 cm - 15<sup>5</sup>/<sub>8</sub>"x31<sup>1</sup>/<sub>2</sub>"  
A3HR Lims 3D Wallpaper Ivory  
A3HS Lims 3D Wallpaper Beige  
A3HT Lims 3D Way Ivory  
A3HU Lims 3D Way Beige

Wall



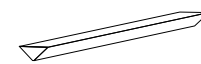
#### TRIM TILES



1,4x40 cm - 5<sup>5</sup>/<sub>8</sub>"x15<sup>5</sup>/<sub>8</sub>"  
A3HV Lims Ivory Corner 40 \*  
A3HW Lims Beige Corner 40 \*



1,4x1,4 cm - 5<sup>5</sup>/<sub>8</sub>"x5<sup>5</sup>/<sub>8</sub>"  
A3HZ Lims Ivory Corner A.E. \*  
A3HØ Lims Beige Corner A.E. \*



1,4x40 cm - 5<sup>5</sup>/<sub>8</sub>"x15<sup>5</sup>/<sub>8</sub>"  
A3HX Lims 3D Wallpaper Ivory Corner 40 \*  
A3HY Lims 3D Wallpaper Beige Corner 40 \*

\* These parts are supplied to order - I pezzi sono disponibili su ordinazione - Les pièces sont disponibles sur commande - Die Teile sind auf Bestellung lieferbar - Las piezas se hacen por encargo - Изготавливаются на заказ

INDEX



PRODUCT  
FINDER



SURFACE  
RANGE



COMPANY



COLLECTIONS



3D WALL  
CONCRETE & RESIN LOOK  
MARBLE LOOK  
STONE LOOK  
WOOD LOOK

LARGE SIZES



SLABS FOR  
COUNTERTOPS  
& FURNITURE



FURNITURE



FACADES



TECHNICAL  
SPECIFICATIONS





# Norde

COLLECTION CATALOG



VIDEO



- Floor
- Wall
- Decors
- Outdoor
- Bathroom furniture
- Facades



## Porcelain Tiles RECTIFIED MONOCALIBER

Sizes	Thickness	Surface finish
60x120 cm - 23 <sup>5</sup> / <sub>8</sub> "x47 <sup>1</sup> / <sub>4</sub> "	± 9 mm	Matte <a href="#">Sensitech R10 B</a>
60x60 cm - 23 <sup>5</sup> / <sub>8</sub> "x23 <sup>5</sup> / <sub>8</sub> "	± 9 mm	Matte <a href="#">Sensitech R10 B</a>
30x60 cm - 11 <sup>3</sup> / <sub>4</sub> "x23 <sup>5</sup> / <sub>8</sub> "	± 9 mm	Matte <a href="#">Sensitech R10 B</a>
<b>OUTDOOR AND WET AREAS</b>		
30x60 cm - 11 <sup>3</sup> / <sub>4</sub> "x23 <sup>5</sup> / <sub>8</sub> "	± 9 mm	Roccia <a href="#">R12 C</a>
60x120 cm - 23 <sup>5</sup> / <sub>8</sub> "x47 <sup>1</sup> / <sub>4</sub> "	± 9 mm	Grip <a href="#">Sensitech R11 C</a>
60x120 cm - 23 <sup>5</sup> / <sub>8</sub> "x47 <sup>1</sup> / <sub>4</sub> "	± 20 mm	Outdoor <a href="#">Sensitech R11 C</a>
60x90 cm - 23 <sup>5</sup> / <sub>8</sub> "x35 <sup>3</sup> / <sub>8</sub> "	± 20 mm	Outdoor <a href="#">Sensitech R11 C</a>
60x60 cm - 23 <sup>5</sup> / <sub>8</sub> "x23 <sup>5</sup> / <sub>8</sub> "	± 20 mm	Outdoor <a href="#">Sensitech R11 C</a>
80x80 cm - 31 <sup>1</sup> / <sub>2</sub> "x31 <sup>1</sup> / <sub>2</sub> "	± 20 mm	Outdoor <a href="#">Sensitech R11 C</a>

INDEX



PRODUCT FINDER



SURFACE RANGE



COMPANY



COLLECTIONS



- 3D WALL
- CONCRETE & RESIN LOOK
- MARBLE LOOK
- STONE LOOK
- WOOD LOOK

LARGE SIZES



SLABS FOR COUNTERTOPS & FURNITURE



FURNITURE



FACADES



TECHNICAL SPECIFICATIONS









# Norde

## Porcelain Tiles

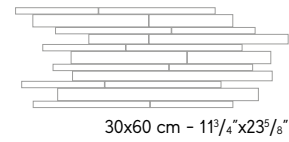
### DECOR RANGE



A59P Norde Magnesio Brick  
30x60 - 1<sup>1</sup>/<sub>4</sub>"x23<sup>3</sup>/<sub>8</sub>"




A59Q Norde Oro Brick  
30x60 - 1<sup>1</sup>/<sub>4</sub>"x23<sup>3</sup>/<sub>8</sub>"




A59R Norde Platino Brick  
30x60 - 1<sup>1</sup>/<sub>4</sub>"x23<sup>3</sup>/<sub>8</sub>"



A59S Norde Piombo Brick  
30x60 - 1<sup>1</sup>/<sub>4</sub>"x23<sup>3</sup>/<sub>8</sub>"




A59L Norde Magnesio Mosaico  
30x30 - 1<sup>1</sup>/<sub>4</sub>"x1<sup>1</sup>/<sub>4</sub>"



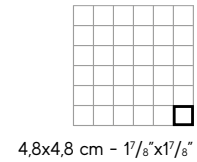
A59M Norde Oro Mosaico  
30x30 - 1<sup>1</sup>/<sub>4</sub>"x1<sup>1</sup>/<sub>4</sub>"



A59N Norde Platino Mosaico  
30x30 - 1<sup>1</sup>/<sub>4</sub>"x1<sup>1</sup>/<sub>4</sub>"



A59O Norde Piombo Mosaico  
30x30 - 1<sup>1</sup>/<sub>4</sub>"x1<sup>1</sup>/<sub>4</sub>"



A58U Norde Magnesio  
Composizione Palladiana Grip Sensitech <sup>(2)</sup> <sup>(3)</sup>



A58V Norde Oro  
Composizione Palladiana Grip Sensitech <sup>(2)</sup> <sup>(3)</sup>



A58W Norde Platino  
Composizione Palladiana Grip Sensitech <sup>(2)</sup> <sup>(3)</sup>



A58X Norde Piombo  
Composizione Palladiana Grip Sensitech <sup>(2)</sup> <sup>(3)</sup>

INDEX



PRODUCT  
FINDER



SURFACE  
RANGE



COMPANY



COLLECTIONS



- 3D WALL
- CONCRETE & RESIN LOOK
- MARBLE LOOK
- STONE LOOK
- WOOD LOOK

LARGE SIZES



SLABS FOR  
COUNTERTOPS  
& FURNITURE



FURNITURE



FACADES



TECHNICAL  
SPECIFICATIONS



<sup>(2)</sup> Minimum order: 8 m<sup>2</sup>. Variable tessera size and shape with tumbled edge. We recommend installation with a joint of no less than 10 mm. - Ordine minimo di 8 mq. Dimensione e forma delle tessere variabile con bordo burattato. Si consiglia posa con fuga non inferiore a 10mm. - Commande minimum: 8 mètres carrés. Dimensions et forme des tesselles variables avec bord tamisé. Pose conseillée avec un joint non inférieur à 10mm. - Mindestbestellmenge 8 qm. Abmessung und Form der Steine sind unterschiedlich, aber alle weisen getrommelte Kanten auf. Für die Verlegung wird eine Fugenbreite von nicht weniger als 10 mm empfohlen. - Pedido mínimo de 8 m<sup>2</sup>. Tamaño y forma variable de los mosaicos con borde bruñido. Se recomienda colocación con junta de no menos de 10 mm. - Минимальный объем заказа - 8 кв.м. Размер и форма чипа варьируются, чипы имеют выщербленные края. Рекомендуется укладка с межплиточным швом не менее 10 мм.

<sup>(3)</sup> Example of layout measuring about 1 m<sup>2</sup>. - Esempio di posato corrispondente a circa 1 mq. - Exemple de produit posé correspondant à 1 mètre carré environ. - Verlegebeispiel für circa 1 qm. - Ejemplo de colocación correspondiente aproximadamente a 1 m<sup>2</sup>. - Пример укладки, соответствующий примерно 1 кв.м.



# Norde

## Porcelain Tiles

### DECOR RANGE



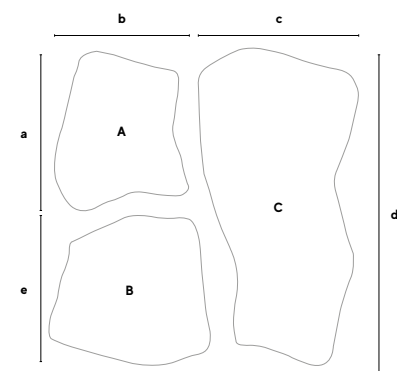
A58M Norde Magnesian Path A+B 20 mm Outdoor [Sensitech](#) <sup>(1)</sup>  
54x54 - 21<sup>1</sup>/<sub>4</sub>"x21<sup>1</sup>/<sub>4</sub>"

A58Q Norde Magnesian Path C 20 mm Outdoor [Sensitech](#) <sup>(1)</sup>  
55x109 - 21<sup>5</sup>/<sub>8</sub>"x42<sup>1</sup>/<sub>8</sub>"



A58N Norde Oro Path A+B 20mm Outdoor [Sensitech](#) <sup>(1)</sup>  
54x54 - 21<sup>1</sup>/<sub>4</sub>"x21<sup>1</sup>/<sub>4</sub>"

A58R Norde Oro Path C 20mm Outdoor [Sensitech](#) <sup>(1)</sup>  
55x109 - 21<sup>5</sup>/<sub>8</sub>"x42<sup>1</sup>/<sub>8</sub>"



- a 53,7 cm - 21<sup>1</sup>/<sub>8</sub>"
- b 40,1 cm - 15<sup>7</sup>/<sub>8</sub>"
- c 45 cm - 17<sup>3</sup>/<sub>4</sub>"
- d 105 cm - 41<sup>1</sup>/<sub>8</sub>"
- e 39,6 cm - 15<sup>5</sup>/<sub>8</sub>"
- f 55,6 cm - 21<sup>7</sup>/<sub>8</sub>"



A58O Norde Platino Path A+B 20 mm Outdoor [Sensitech](#) <sup>(1)</sup>  
54x54 - 21<sup>1</sup>/<sub>4</sub>"x21<sup>1</sup>/<sub>4</sub>"


A58S Norde Platino Path C 20 mm Outdoor [Sensitech](#) <sup>(1)</sup>  
55x109 - 21<sup>5</sup>/<sub>8</sub>"x42<sup>1</sup>/<sub>8</sub>"



A58P Norde Piombo Path A+B 20mm Outdoor [Sensitech](#) <sup>(1)</sup>  
54x54 - 21<sup>1</sup>/<sub>4</sub>"x21<sup>1</sup>/<sub>4</sub>"

A58T Norde Piombo Path C 20mm Outdoor [Sensitech](#) <sup>(1)</sup>  
55x109 - 21<sup>5</sup>/<sub>8</sub>"x42<sup>1</sup>/<sub>8</sub>"

<sup>(1)</sup> We recommend "dry" installation on gravel and/or grass. - Si consiglia posa "a secco" su ghiaia e/o erba. - Pose « à sec » sur gravillons et/ou herbe conseillée. - Es wird eine Trockenverlegung auf Kies bzw. Rasen empfohlen. - Se recomienda colocación «en seco» sobre grava o hierba. - Рекомендуется «сухая» укладка на гравий и/или траву.



INDEX



PRODUCT  
FINDER



SURFACE  
RANGE



COMPANY



COLLECTIONS



3D WALL  
CONCRETE & RESIN LOOK  
MARBLE LOOK  
STONE LOOK  
WOOD LOOK

LARGE SIZES



SLABS FOR  
COUNTERTOPS  
& FURNITURE



FURNITURE



FACADES



TECHNICAL  
SPECIFICATIONS





# Trust



- Floor
- Wall
- Decors
- Outdoor
- Bathroom furniture
- Facades



## Porcelain Tiles RECTIFIED MONOCALIBER

Sizes	Thickness	Surface finish
60x60 cm - 23 <sup>3</sup> / <sub>8</sub> "x23 <sup>3</sup> / <sub>8</sub> "	± 9 mm	Matte <i>Sensitech R10 B</i>
30x60 cm - 11 <sup>3</sup> / <sub>4</sub> "x23 <sup>3</sup> / <sub>8</sub> "	± 9 mm	Matte <i>Sensitech R10 B</i>

### OUTDOOR AND WET AREAS

30x60 cm - 11 <sup>3</sup> / <sub>4</sub> "x23 <sup>3</sup> / <sub>8</sub> "	± 9 mm	Grip <i>Sensitech R11 C</i>
60x120 cm - 23 <sup>3</sup> / <sub>8</sub> "x47 <sup>1</sup> / <sub>4</sub> "	± 20 mm	Outdoor <i>Sensitech R11 C</i>
60x60 cm - 23 <sup>3</sup> / <sub>8</sub> "x23 <sup>3</sup> / <sub>8</sub> "	± 20 mm	Outdoor <i>Sensitech R11 C</i>

INDEX

PRODUCT FINDER

SURFACE RANGE

COMPANY

COLLECTIONS

- 3D WALL
- CONCRETE & RESIN LOOK
- MARBLE LOOK
- STONE LOOK
- WOOD LOOK

LARGE SIZES

SLABS FOR COUNTERTOPS & FURNITURE

FURNITURE

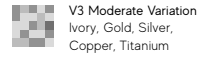
FACADES

TECHNICAL SPECIFICATIONS



# Trust

## Porcelain Tiles



### MATTE SURFACE

Floor Wall

**Sensitech**  
± 9 mm  
**60x60 cm** - 23<sup>5</sup>/<sub>8</sub>"x23<sup>5</sup>/<sub>8</sub>"  
AA8C Trust Moon  
ACI1 Trust Ivory  
ACI3 Trust Gold  
ACI4 Trust Silver  
ACI5 Trust Copper  
ACI6 Trust Titanium

**Sensitech**  
± 9 mm  
**30x60 cm** - 11<sup>1</sup>/<sub>4</sub>"x23<sup>5</sup>/<sub>8</sub>"  
D234 Trust Moon  
D156 Trust Ivory  
D157 Trust Gold  
D158 Trust Silver  
D159 Trust Copper  
D160 Trust Titanium

### GRIP SURFACE

### OUTDOOR ± 20 mm

Outdoor

**Sensitech**  
± 9 mm  
**30x60 cm** - 11<sup>1</sup>/<sub>4</sub>"x23<sup>5</sup>/<sub>8</sub>"  
D235 Trust Moon Grip  
D161 Trust Ivory Grip  
D162 Trust Gold Grip  
D163 Trust Silver Grip  
D164 Trust Copper Grip  
D165 Trust Titanium Grip

**Sensitech**  
± 20 mm  
**60x120 cm** - 23<sup>5</sup>/<sub>8</sub>"x47<sup>1</sup>/<sub>4</sub>"  
AY4E Trust Gold 20 mm  
AY4D Trust Silver 20 mm  
AY4F Trust Titanium 20 mm  
AY4G Trust Ivory 20 mm

**Sensitech**  
± 20 mm  
**60x60 cm** - 23<sup>5</sup>/<sub>8</sub>"x23<sup>5</sup>/<sub>8</sub>"  
ABL1 Trust Gold 20 mm  
ABLJ Trust Silver 20 mm  
ABLK Trust Titanium 20 mm  
AY4B Trust Ivory 20 mm




### TRIM TILES

P. 300

	Battiscopa	Gradino *	Scalino *	Scalino Ang. *	Battiscopa Sag. Scala *	Davanzale / Soglia *	Elemento L *
	7,5x30 cm 3"x1 1/2"	30x30 cm 1 1/4"x1 1/4"	33x60 cm 13"x23 5/8"	33x33 cm 13"x13"	7,5x30 cm 3"x1 1/2"	max 315x50 H.4 cm 124"x19 1/2" H.1 1/2"	15x60 H.4 cm 5 7/8"x23 5/8" H. 1 1/2"
	Matte	Matte	Matte	Matte	Matte	Matte	Grip
Moon	AAHW	AAHX	AAHY	AAHZ	DX AAHØ		AORD
Ivory	AD94	AD89	ACYU	ACYZ	AEAL		AORA
Gold	AD95	AD9Ø	ACYV	ACYØ	AEAN		AWRB
Silver	AD96	AD91	ACYW	ACY1	AEAP		AD3M
Copper	AD97	AD92	ACYX	ACY2	AEAR		AORB
Titanium	AD98	AD93	ACYY	ACY3	AEAU		AORC
					SX		
					AAH1		
					AEAM		
					AEAO		
					AEAQ		
					AEAT		
					AEAV		

\* These parts are supplied to order - I pezzi sono disponibili su ordinazione - Les pièces sont disponibles sur commande - Die Teile sind auf Bestellung lieferbar - Las piezas se hacen por encargo - Изготавливаются на заказ

MATTE / GRIP



OUTDOOR 20 mm



INDEX



PRODUCT FINDER



SURFACE RANGE



COMPANY



COLLECTIONS

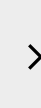


- 3D WALL
- CONCRETE & RESIN LOOK
- MARBLE LOOK
- STONE LOOK
- WOOD LOOK

LARGE SIZES



SLABS FOR COUNTERTOPS & FURNITURE



FURNITURE



FACADES



TECHNICAL SPECIFICATIONS





# Trust

## Porcelain Tiles

### DECOR RANGE



ABDW Trust Moon Mosaico  
30x30 - 11/4"x11/4"

ACLA Trust Ivory Mosaico  
30x30 - 11/4"x11/4"

ACLC Trust Gold Mosaico  
30x30 - 11/4"x11/4"



ACLD Trust Silver Mosaico  
30x30 - 11/4"x11/4"

ACLE Trust Copper Mosaico  
30x30 - 11/4"x11/4"

ACLF Trust Titanium Mosaico  
30x30 - 11/4"x11/4"



ABDX Trust Moon Brick  
30x60 - 11/4"x23/8"

ACNA Trust Ivory Brick  
30x60 - 11/4"x23/8"



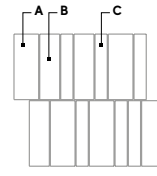
ACNB Trust Gold Brick  
30x60 - 11/4"x23/8"

ACNC Trust Silver Brick  
30x60 - 11/4"x23/8"

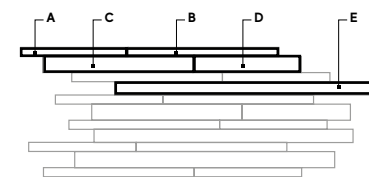


ACND Trust Copper Brick  
30x60 - 11/4"x23/8"

ACNE Trust Titanium Brick  
30x60 - 11/4"x23/8"



- A 5,6x14,7 cm - 2 1/4"x5 7/8"
- B 4,5x14,7 cm - 1 3/4"x5 7/8"
- C 2,8x14,7 cm - 1 1/8"x5 7/8"



- A 2,1x24,8 cm - 3/4"x9 7/8"
- B 2,1x34,5 cm - 3/4"x13 3/8"
- C 3,3x34,5 cm - 1 1/4"x13 3/8"
- D 3,3x24,8 cm - 1 1/4"x9 7/8"
- E 2,5x60 cm - 1"x23 3/8"



INDEX



PRODUCT FINDER



SURFACE RANGE



COMPANY



COLLECTIONS



- 3D WALL
- CONCRETE & RESIN LOOK
- MARBLE LOOK
- STONE LOOK
- WOOD LOOK

LARGE SIZES



SLABS FOR COUNTERTOPS & FURNITURE



FURNITURE



FACADES



TECHNICAL SPECIFICATIONS






# Axi



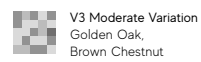
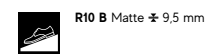
Floor Wall Decors



## Porcelain Tiles RECTIFIED MONOCALIBER

**MATTE SURFACE**


± 9.5 mm  
 22,5x90 cm - 8<sup>7</sup>/<sub>8</sub>"x35<sup>3</sup>/<sub>8</sub>"  
 AS3C Axi Golden Oak  
 AS3A Axi Brown Chestnut



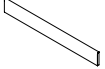
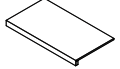



Floor Wall

## Porcelain Tiles

DECOR RANGE

 <p>AMWH Axi Golden Oak Tatami 22,5x90 - 8<sup>7</sup>/<sub>8</sub>"x35<sup>3</sup>/<sub>8</sub>"</p>	 <p>AMWK Axi Brown Chestnut Tatami 22,5x90 - 8<sup>7</sup>/<sub>8</sub>"x35<sup>3</sup>/<sub>8</sub>"</p>	 <p>7,2x89,5 cm 2<sup>7</sup>/<sub>8</sub>"x35<sup>3</sup>/<sub>8</sub>"</p>	 <p>AMWB Axi Golden Oak Brick 3D <sup>(1)</sup> 20x44 - 7<sup>7</sup>/<sub>8</sub>"x17<sup>3</sup>/<sub>8</sub>"</p>	 <p>AMWE Axi Brown Chestnut Brick 3D <sup>(1)</sup> 20x44 - 7<sup>7</sup>/<sub>8</sub>"x17<sup>3</sup>/<sub>8</sub>"</p>	 <p>5x29 cm - 2"x11<sup>1</sup>/<sub>8</sub>" 5x15 cm - 2"x5<sup>7</sup>/<sub>8</sub>"</p>
 <p>AMVØ Axi Golden Oak Mosaico 3D <sup>(1)</sup> 35x35 - 13<sup>3</sup>/<sub>4</sub>"x13<sup>3</sup>/<sub>4</sub>"</p>	 <p>AMV8 Axi Brown Chestnut Mosaico 3D <sup>(1)</sup> 35x35 - 13<sup>3</sup>/<sub>4</sub>"x13<sup>3</sup>/<sub>4</sub>"</p>	 <p>6,9x6,9 cm - 2<sup>3</sup>/<sub>4</sub>"x2<sup>3</sup>/<sub>4</sub>"</p>	 <p>AMWN Axi Golden Oak Treccia 28x53 - 11"x20<sup>7</sup>/<sub>8</sub>"</p>	 <p>AMWQ Axi Brown Chestnut Treccia 28x53 - 11"x20<sup>7</sup>/<sub>8</sub>"</p>	 <p>3,3x14 cm 1<sup>1</sup>/<sub>4</sub>"x5<sup>7</sup>/<sub>8</sub>"</p>

### TRIM TILES P. 300

 <p>7,2x90 cm 2<sup>7</sup>/<sub>8</sub>"x35<sup>3</sup>/<sub>8</sub>" Matte</p>	 <p>22,5x90 cm 8<sup>7</sup>/<sub>8</sub>"x35<sup>3</sup>/<sub>8</sub>" Matte</p>	 <p>22,5x22,5 cm 8<sup>7</sup>/<sub>8</sub>"x8<sup>7</sup>/<sub>8</sub>" Matte</p>	 <p>7,2x30 cm 2<sup>7</sup>/<sub>8</sub>"x11<sup>1</sup>/<sub>8</sub>" Matte</p>	 <p>max 315x50 H.4 cm 124"x19<sup>1</sup>/<sub>8</sub>" H.1<sup>1</sup>/<sub>8</sub>" Matte</p>			
Golden Oak Brown Chestnut	ANLJ ANLM	ANLP ANLT	DX ANLW ANLZ	SX ANL5 ANL9	DX ANMB ANME	SX ANMJ ANMH	• •

\* These parts are supplied to order - I pezzi sono disponibili su ordinazione - Les pièces sont disponibles sur commande - Die Teile sind auf Bestellung lieferbar - Las piezas se hacen por encargo - Изготавливаются на заказ

<sup>(1)</sup> Multi-thickness mosaic, close joint installation without grouting. - Mosaico multispessore, posa senza stuccatura a giunto unito. - Mosaïque multi-épaisseur, pose sans mastic avec joint nul. - Mosaik mit verschiedenen Stärken, fugenlose Verlegung ohne Mörtel. - Mosaico multiespesor, colocación sin mástico y sin juntas. - Мозаика разной толщины, укладка встык без затирки швов.

<sup>(2)</sup> The decoration can only be laid on the wall - Il decoro si può posare solo a rivestimento - Décor uniquement mural - Das Dekor kann nur an der Wand verlegt werden - La decoración se puede colocar únicamente en paredes - Декор может быть уложен только на стену.

INDEX



PRODUCT FINDER



SURFACE RANGE



COMPANY



COLLECTIONS



3D WALL  
 CONCRETE & RESIN LOOK  
 MARBLE LOOK  
 STONE LOOK  
 WOOD LOOK

LARGE SIZES



SLABS FOR COUNTERTOPS & FURNITURE



FURNITURE



FACADES



TECHNICAL SPECIFICATIONS





# Entice


COLLECTION  
CATALOG




VIDEO




Floor Wall Outdoor




PALE OAK  
NATURAL




COPPER OAK  
NATURAL




BROWNE OAK  
NATURAL




ASH OAK  
NATURAL



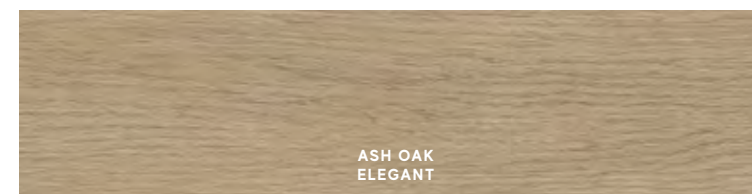
PALE OAK  
ELEGANT



COPPER OAK  
ELEGANT



BROWNE OAK  
ELEGANT



ASH OAK  
ELEGANT

## Porcelain Tiles RECTIFIED MONOCALIBER

### NATURAL

Sizes	Thickness	Surface finish
18,5x150 cm - 7 1/4"x59"	± 9 mm	Matte <a href="#">Sensitech R10 B</a>
20x120 cm - 7 7/8"x47 1/4"	± 9 mm	Matte <a href="#">Sensitech R10 B</a>

### OUTDOOR AND WET AREAS

20x120 cm - 7 7/8"x47 1/4"	± 9 mm	Grip <a href="#">Sensitech R11 C</a>
30x120 cm - 11 7/8"x47 1/4"	± 20 mm	Outdoor <a href="#">Sensitech R11 C</a>

### ELEGANT

Sizes	Thickness	Surface finish
18,5x150 cm - 7 1/4"x59"	± 9 mm	Matte <a href="#">R9 A</a>

INDEX



PRODUCT  
FINDER



SURFACE  
RANGE



COMPANY



COLLECTIONS



3D WALL  
CONCRETE & RESIN LOOK  
MARBLE LOOK  
STONE LOOK  
WOOD LOOK

LARGE SIZES



SLABS FOR  
COUNTERTOPS  
& FURNITURE



FURNITURE



FACADES



TECHNICAL  
SPECIFICATIONS






# Entice

## Porcelain Tiles



### MATTE SURFACE - ELEGANT


Floor Wall



**± 9 mm**  
**18,5x150 cm - 7 1/4" x 59"**  
 A8YB Entice Pale Oak Elegant  
 A8YC Entice Copper Oak Elegant  
 A8YD Entice Browned Oak Elegant  
 A8YE Entice Ash Oak Elegant

### MATTE SURFACE - NATURAL

Floor Wall



**± 9 mm**  
**18,5x150 cm - 7 1/4" x 59"**  
 A8X6 Entice Pale Oak Natural  
 A8X7 Entice Copper Oak Natural  
 A8X9 Entice Browned Oak Natural  
 A8YA Entice Ash Oak Natural

**± 9 mm**  
**20x120 cm - 7 7/8" x 47 1/4"**  
 A841 Entice Pale Oak Natural  
 A84Y Entice Copper Oak Natural  
 A84Z Entice Browned Oak Natural  
 A84Ø Entice Ash Oak Natural

INDEX



PRODUCT FINDER



SURFACE RANGE



COMPANY



COLLECTIONS



- 3D WALL
- CONCRETE & RESIN LOOK
- MARBLE LOOK
- STONE LOOK
- WOOD LOOK

LARGE SIZES



SLABS FOR COUNTERTOPS & FURNITURE



FURNITURE



FACADES




TECHNICAL SPECIFICATIONS






# Entice

## Porcelain Tiles



### GRIP SURFACE - NATURAL

Outdoor



**Sensitech**

± 9 mm

20x120 cm - 7 7/8" x 47 1/4"

A842 Entice Pale Oak Natural Grip


A843 Entice Copper Oak Natural Grip

A844 Entice Browned Oak Natural Grip

A845 Entice Ash Oak Natural Grip

### OUTDOOR ± 20 mm - NATURAL

Outdoor



**Sensitech**

± 20 mm

30x120 cm - 11 1/4" x 47 1/4"

A9DD Entice Pale Oak Natural 20 mm

A9DE Entice Copper Oak Natural 20 mm

A9DF Entice Browned Oak Natural 20 mm

A9DG Entice Ash Oak Natural 20 mm

### TRIM TILES

P. 300

	Battiscopa		Scalino *		Battiscopa Sag. Scala *		Davanzale / Soglia *	Elemento L *
	7,2x150 cm 2 7/8" x 59"	6,5x120 cm 2 1/2" x 47 1/4"	33x150 cm 13" x 59"	33x120 cm 13" x 47 1/4"	7,2x30 cm 2 7/8" x 1 1/4"		max 315x50 H.4 cm 124" x 19 1/2" H. 1 1/2"	20x120 H. 4 cm 7 7/8" x 59" H. 1 1/4"
	Matte	Matte	Matte		Matte		Matte	Grip
Pale Oak Natural	A85B	AHAB	AFIØ	AFI9	DX A85N	SX A85J	•	AFJD
Copper Oak Natural	A85C	AHAA	AFI1	AFJA	A85O	A85K	•	AFJE
Browned Oak Natural	A85D	AG95	AFI3	AFJB	A85P	A85L	•	AFJF
Ash Oak Natural	A85E	AG94	AFI4	AFJC	A85Q	A85M	•	AFJG
Pale Oak Elegant	A85F	-	AFI5	-	-	-	•	-
Copper Oak Elegant	A85G	-	AFI6	-	-	-	•	-
Browned Oak Elegant	A85H	-	AFI7	-	-	-	•	-
Ash Oak Elegant	A85I	-	AFI8	-	-	-	•	-

\* These parts are supplied to order - I pezzi sono disponibili su ordinazione - Les pièces sont disponibles sur commande - Die Teile sind auf Bestellung lieferbar - Las piezas se hacen por encargo - Изготавливаются на заказ

INDEX



PRODUCT FINDER



SURFACE RANGE



COMPANY



COLLECTIONS

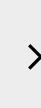


3D WALL  
CONCRETE & RESIN LOOK  
MARBLE LOOK  
STONE LOOK  
WOOD LOOK

LARGE SIZES



SLABS FOR COUNTERTOPS & FURNITURE



FURNITURE



FACADES



TECHNICAL SPECIFICATIONS





# Etic



Floor Wall Decors



## Porcelain Tiles RECTIFIED MONOCALIBER

### MATTE SURFACE

Floor Wall


± 9,5 mm  
 22,5x90 cm - 8 7/8" x 35 1/8"  
 AJ8D Etic Rovere



### DECOR RANGE



AM8D Etic Rovere  
 Tatami  
 22,5x90 cm - 8 7/8" x 35 1/8"



2,3x90 cm - 7/8" x 35 1/8"

### TRIM TILES P. 300

 7,2x90 cm 2 7/8" x 35 1/8" Matte AM76	 22,5x90 cm 8 7/8" x 35 1/8" Matte AM97	 22,5x22,5 cm 8 7/8" x 8 7/8" Matte DX ANAF SX ANCW	 7,2x30 cm 2 7/8" x 11 7/8" Matte DX ANCH SX ANCO	 max 315x50 H 4 cm 124" x 19 1/8" H 1 1/8" Matte •
--	---	---	---	--

\* These parts are supplied to order - I pezzi sono disponibili su ordinazione - Les pièces sont disponibles sur commande - Die Teile sind auf Bestellung lieferbar - Las piezas se hacen por encargo - Изготавливаются на заказ

INDEX ≡

PRODUCT FINDER >

SURFACE RANGE >

COMPANY >

COLLECTIONS >

- 3D WALL
- CONCRETE & RESIN LOOK
- MARBLE LOOK
- STONE LOOK
- WOOD LOOK

LARGE SIZES >

SLABS FOR COUNTERTOPS & FURNITURE >

FURNITURE >

FACADES >

TECHNICAL SPECIFICATIONS >




# Etic Pro



Floor Wall Decors Outdoor



ROVERE VENICE



ROVERE VENICE

## Porcelain Tiles RECTIFIED MONOCALIBER

### MATTE SURFACE

Floor Wall

± 9 mm  
25x150 cm - 9<sup>7</sup>/<sub>8</sub>" x 59"  
AV4I Etic Rovere Venice

± 9 mm  
22,5x90 cm - 8<sup>7</sup>/<sub>8</sub>" x 35<sup>3</sup>/<sub>8</sub>"  
AV4M Etic Rovere Venice

### OUTDOOR ± 20 mm

Outdoor


Sensitech  
± 20 mm  
30x120 cm - 11<sup>1</sup>/<sub>4</sub>" x 47<sup>1</sup>/<sub>4</sub>"  
AV42 Etic Rovere Venice 20mm

**H** Matte ± 9 mm  
Outdoor Sensitech ± 20 mm

**R9 A** Matte ± 9 mm  
**R11 C** Outdoor Sensitech ± 20 mm

V3 Moderate Variation

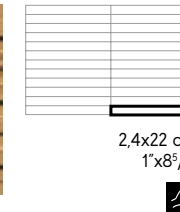
## DECOR RANGE



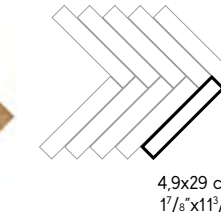
AWVZ Etic Rovere Venice  
Tatami  
22,5x90 - 8<sup>7</sup>/<sub>8</sub>" x 35<sup>3</sup>/<sub>8</sub>"



AWYI Etic Rovere Venice  
Industrial 3D (1)  
44x28,5 - 17<sup>3</sup>/<sub>8</sub>" x 11<sup>1</sup>/<sub>4</sub>"



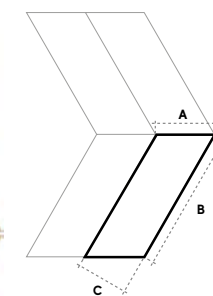
AWV3 Etic Rovere Venice  
Herringbone  
36,2x41,2 - 14<sup>1</sup>/<sub>8</sub>" x 16<sup>1</sup>/<sub>8</sub>"



4,9x29 cm  
1<sup>7</sup>/<sub>8</sub>" x 11<sup>1</sup>/<sub>8</sub>"



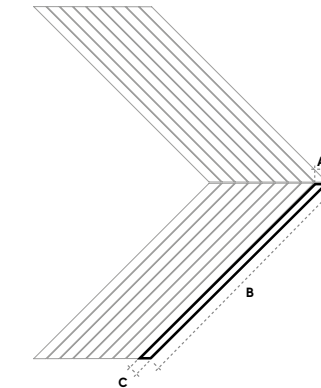
AWV7 Etic Rovere Venice  
Chevron A+B  
35x34,5 - 13<sup>3</sup>/<sub>8</sub>" x 13<sup>3</sup>/<sub>8</sub>"



A 17 cm - 6<sup>3</sup>/<sub>4</sub>"  
B 39,8 cm - 15<sup>5</sup>/<sub>8</sub>"  
C 14,7 cm - 5<sup>7</sup>/<sub>8</sub>"



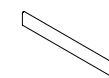
AWYE Etic Rovere Venice  
Chevron Tatami A+B  
74x22,2 - 29<sup>1</sup>/<sub>8</sub>" x 8<sup>5</sup>/<sub>8</sub>"



A 3,2 cm - 1<sup>1</sup>/<sub>4</sub>"  
B 73,8 cm - 29"  
C 2,3 cm - 7<sup>7</sup>/<sub>8</sub>"

## TRIM TILES P. 300

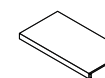
### Battiscopa



7,2x90 cm  
2<sup>7</sup>/<sub>8</sub>" x 35<sup>3</sup>/<sub>8</sub>"  
Matte

AV68

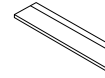
### Scalino \*



22,5x90 cm  
8<sup>7</sup>/<sub>8</sub>" x 35<sup>3</sup>/<sub>8</sub>"  
Matte

AV7Z

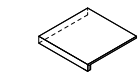
### Scalino \*



33x150 cm  
13" x 59"  
Matte

AZFC

### Scalino Ang.\*



22,5x22,5 cm  
8<sup>7</sup>/<sub>8</sub>" x 8<sup>7</sup>/<sub>8</sub>"  
Matte

DX AV78 SX AV73

### Battiscopa Sag. Scala \*



7,2x30 cm  
2<sup>7</sup>/<sub>8</sub>" x 11<sup>1</sup>/<sub>4</sub>"  
Matte

DX AV8G SX AV8C

### Davanzale / Soglia \*



max 315x50 H.4 cm  
124" x 19<sup>1</sup>/<sub>8</sub>" H.1<sup>1</sup>/<sub>8</sub>"  
Matte

.

\* These parts are supplied to order - I pezzi sono disponibili su ordinazione - Les pièces sont disponibles sur commande - Die Teile sind auf Bestellung lieferbar - Las piezas se hacen por encargo - Изготавливаются на заказ

(1) Multi-thickness mosaic, close joint installation without grouting. - Mosaico multispessore, posa senza stuccatura a giunto unito. - Mosaïque multi-épaisseur, pose sans mastic avec joint nul. - Mosaik mit verschiedenen Stärken, fugenlose Verlegung ohne Mörtel. - Mosaico multiespesor, colocación sin mástico y sin juntas. - Мозаика разной толщины, укладка встык без затирки швов.

The decoration can only be laid on the wall - Il decoro si può posare solo a rivestimento - Décor uniquement mural - Das Dekor kann nur an der Wand verlegt werden - La decoración se puede colocar únicamente en paredes - Декор может быть уложен только на стену.




# Exence




- Floor
- Wall
- Decors
- Outdoor



VANILLA



ALMOND



AMBER

## Porcelain Tiles RECTIFIED MONOCALIBER

Sizes	Thickness	Surface finish
18,5x150 cm - 7 <sup>1</sup> / <sub>4</sub> "x59"	± 9 mm	Matte <a href="#">Sensitech R10 B</a>
20x120 cm - 7 <sup>7</sup> / <sub>8</sub> "x47 <sup>1</sup> / <sub>4</sub> "	± 9 mm	Matte <a href="#">Sensitech R10 B</a>
<b>OUTDOOR AND WET AREAS</b>		
18,5x150 cm - 7 <sup>1</sup> / <sub>4</sub> "x59"	± 9 mm	Grip <a href="#">Sensitech R11 C</a>
30x120 cm - 11 <sup>3</sup> / <sub>4</sub> "x47 <sup>1</sup> / <sub>4</sub> "	± 20 mm	Outdoor <a href="#">Sensitech R11 C</a>

INDEX

PRODUCT FINDER

SURFACE RANGE

COMPANY

COLLECTIONS

- 3D WALL
- CONCRETE & RESIN LOOK
- MARBLE LOOK
- STONE LOOK
- WOOD LOOK

LARGE SIZES

SLABS FOR COUNTERTOPS & FURNITURE

FURNITURE

FACADES

TECHNICAL SPECIFICATIONS



# Exence

## Porcelain Tiles



Matte Sensitech ± 9 mm  
Grip Sensitech ± 9 mm




R10 B Matte Sensitech ± 9 mm  
R11 C Grip Sensitech ± 9 mm



V2 Slight  
Variation

### MATTE SURFACE

Floor Wall




**Sensitech**  
± 9 mm  
18,5x150 cm - 7 1/4"x59"  
AOUH Exence Vanilla  
AL87 Exence Almond  
AL88 Exence Amber

**Sensitech**  
± 9 mm  
20x120 cm - 7 7/8"x47 1/4"  
AO47 Exence Vanilla  
AO48 Exence Almond  
AO49 Exence Amber

### GRIP SURFACE

Outdoor



**Sensitech**  
± 9 mm  
18,5x150 cm - 7 1/4"x59"  
AOUK Exence Vanilla Grip  
AOUI Exence Almond Grip  
AOUJ Exence Amber Grip

INDEX



PRODUCT  
FINDER



SURFACE  
RANGE



COMPANY



COLLECTIONS



3D WALL  
CONCRETE & RESIN LOOK  
MARBLE LOOK  
STONE LOOK  
WOOD LOOK

LARGE SIZES



SLABS FOR  
COUNTERTOPS  
& FURNITURE



FURNITURE



FACADES



TECHNICAL  
SPECIFICATIONS






# Exence

## Porcelain Tiles



OUTDOOR ± 20 mm

Outdoor



**Sensitech**  
± 20 mm  
30x120 cm - 11<sup>3</sup>/<sub>4</sub>"x47<sup>1</sup>/<sub>4</sub>"  
A2RY Exence Almond 20 mm  
A2RZ Exence Amber 20 mm

**TRIM TILES**  
P. 300

Vanilla  
Almond  
Amber

**Battiscopa**

7,2x150 cm  
2<sup>7</sup>/<sub>8</sub>"x59"

Matte

6,5x120 cm  
2<sup>1</sup>/<sub>2</sub>"x47<sup>1</sup>/<sub>4</sub>"

Matte

**Scalino \***

33x150 cm  
13"x59"

Matte

**Battiscopa Sag. Scala \***

7,2x30 cm  
2<sup>7</sup>/<sub>8</sub>"x11<sup>1</sup>/<sub>4</sub>"

Matte

DX

AOU1

AMBE

AMBF

SX

AOU2

AMBG

AMBH

**Davanzale / Soglia \***

max 315x50 H.4 cm  
124"x19<sup>1</sup>/<sub>8</sub>" H.1<sup>1</sup>/<sub>8</sub>"

Matte

**Elemento L \***

18,5x150 H. 4 cm  
7<sup>1</sup>/<sub>4</sub>"x59" H. 1<sup>1</sup>/<sub>8</sub>"

Grip

•

•


•

AOZ1


AOZJ

AOZK

**DECOR RANGE**



AOUU Exence  
Vanilla Square  
56,1x56,1 - 22"x22"



AOUV Exence  
Almond Square  
56,1x56,1 - 22"x22"



AOUW Exence  
Amber Square  
56,1x56,1 - 22"x22"



AOUR Exence  
Vanilla Tatami  
18,5x75 - 7<sup>1</sup>/<sub>4</sub>"x29<sup>1</sup>/<sub>2</sub>"



AOUS Exence  
Almond Tatami  
18,5x75 - 7<sup>1</sup>/<sub>4</sub>"x29<sup>1</sup>/<sub>2</sub>"



AOUT Exence  
Amber Tatami  
18,5x75 - 7<sup>1</sup>/<sub>4</sub>"x29<sup>1</sup>/<sub>2</sub>"



AOUG Exence  
Vanilla Chevron  
32,5x45 - 12<sup>3</sup>/<sub>4</sub>"x17<sup>3</sup>/<sub>4</sub>"



AMBJ Exence  
Almond Chevron  
32,5x45 - 12<sup>3</sup>/<sub>4</sub>"x17<sup>3</sup>/<sub>4</sub>"



AMBL Exence  
Amber Chevron  
32,5x45 - 12<sup>3</sup>/<sub>4</sub>"x17<sup>3</sup>/<sub>4</sub>"

INDEX



PRODUCT  
FINDER



SURFACE  
RANGE



COMPANY



COLLECTIONS

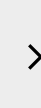


3D WALL  
CONCRETE & RESIN LOOK  
MARBLE LOOK  
STONE LOOK  
WOOD LOOK

LARGE SIZES



SLABS FOR  
COUNTERTOPS  
& FURNITURE



FURNITURE



FACADES



TECHNICAL  
SPECIFICATIONS





\* These parts are supplied to order - I pezzi sono disponibili su ordinazione - Les pièces sont disponibles sur commande - Die Teile sind auf Bestellung lieferbar - Las piezas se hacen por encargo - Изготавливаются на заказ



# Heartwood



- Floor
- Wall
- Decors



## Porcelain Tiles RECTIFIED MONOCALIBER

Sizes	Thickness	Surface finish
18,5x150 cm - 7 1/4" x 59"	± 9 mm	Matte Sensitech R10 B
20x120 cm - 7 7/8" x 47 1/4"	± 9 mm	Matte Sensitech R10 B

INDEX

PRODUCT FINDER

SURFACE RANGE

COMPANY

COLLECTIONS

- 3D WALL
- CONCRETE & RESIN LOOK
- MARBLE LOOK
- STONE LOOK
- WOOD LOOK

LARGE SIZES

SLABS FOR COUNTERTOPS & FURNITURE

FURNITURE

FACADES

TECHNICAL SPECIFICATIONS




# Heartwood

## Porcelain Tiles



### MATTE SURFACE

Floor Wall



- |  |   |
|--|---|
| <b>Sensitech</b><br>± 9 mm<br>18,5x150 cm - 7 <sup>1</sup> / <sub>4</sub> "x59"<br>AL68 Heartwood Malt<br>AL84 Heartwood Brandy<br>AL69 Heartwood Moka | <b>Sensitech</b><br>± 9 mm<br>20x120 cm - 7 <sup>7</sup> / <sub>8</sub> "x47 <sup>1</sup> / <sub>4</sub> "<br>AL7E Heartwood Malt<br>AL85 Heartwood Brandy<br>AL7F Heartwood Moka |
|--|---|

### DECOR RANGE

AOYG Heartwood Malt Mansion Weave 34,6x40 - 13 <sup>3</sup> / <sub>8</sub> "x15 <sup>3</sup> / <sub>4</sub> "	AOYH Heartwood Brandy Mansion Weave 34,6x40 - 13 <sup>3</sup> / <sub>8</sub> "x15 <sup>3</sup> / <sub>4</sub> "	AOYJ Heartwood Moka Mansion Weave 34,6x40 - 13 <sup>3</sup> / <sub>8</sub> "x15 <sup>3</sup> / <sub>4</sub> "
AO3K Heartwood Malt Marble Chevron 29,4x28,7 - 11 <sup>5</sup> / <sub>8</sub> "x11 <sup>1</sup> / <sub>8</sub> " Malt + Marvel Black Atlantis	AO3L Heartwood Brandy Marble Chevron 29,4x28,7 - 11 <sup>5</sup> / <sub>8</sub> "x11 <sup>1</sup> / <sub>8</sub> " Brandy + Marvel Black Atlantis	AOYI Heartwood Moka Marble Chevron 29,4x28,7 - 11 <sup>5</sup> / <sub>8</sub> "x11 <sup>1</sup> / <sub>8</sub> " Moka + Marvel Black Atlantis
AOYD Heartwood Malt Tatami 18,5x75 - 7 <sup>1</sup> / <sub>4</sub> "x29 <sup>1</sup> / <sub>2</sub> "	AOYE Heartwood Brandy Tatami 18,5x75 - 7 <sup>1</sup> / <sub>4</sub> "x29 <sup>1</sup> / <sub>2</sub> "	AOYF Heartwood Moka Tatami 18,5x75 - 7 <sup>1</sup> / <sub>4</sub> "x29 <sup>1</sup> / <sub>2</sub> "

### TRIM TILES P. 300

	7,2x150 cm 2 <sup>7</sup> / <sub>8</sub> "x59"	6,5x120 cm 2 <sup>1</sup> / <sub>2</sub> "x47 <sup>1</sup> / <sub>4</sub> "	33x150 cm 13"x59"	max 315x50 H.4 cm 124"x19 <sup>7</sup> / <sub>8</sub> " H.1 <sup>1</sup> / <sub>2</sub> "
	Matte	Matte	Matte	Matte
Malt	AMAH	AHAI	AMAK	
Brandy	AMAI	AHAH	AMAL	
Moka	AMAJ	AHAJ	AMAM	
			DX AMAW AMAX AMAY	SX AMAZ AMAØ AMA1

\* These parts are supplied to order - I pezzi sono disponibili su ordinazione - Les pièces sont disponibles sur commande - Die Teile sind auf Bestellung lieferbar - Las piezas se hacen por encargo - Изготавливаются на заказ

INDEX



PRODUCT  
FINDER



SURFACE  
RANGE



COMPANY



COLLECTIONS

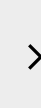


- 3D WALL
- CONCRETE & RESIN LOOK
- MARBLE LOOK
- STONE LOOK
- WOOD LOOK

LARGE SIZES



SLABS FOR  
COUNTERTOPS  
& FURNITURE



FURNITURE



FACADES



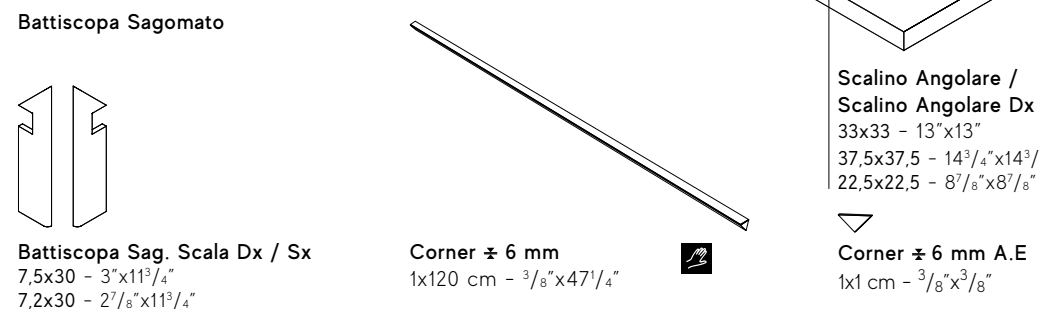
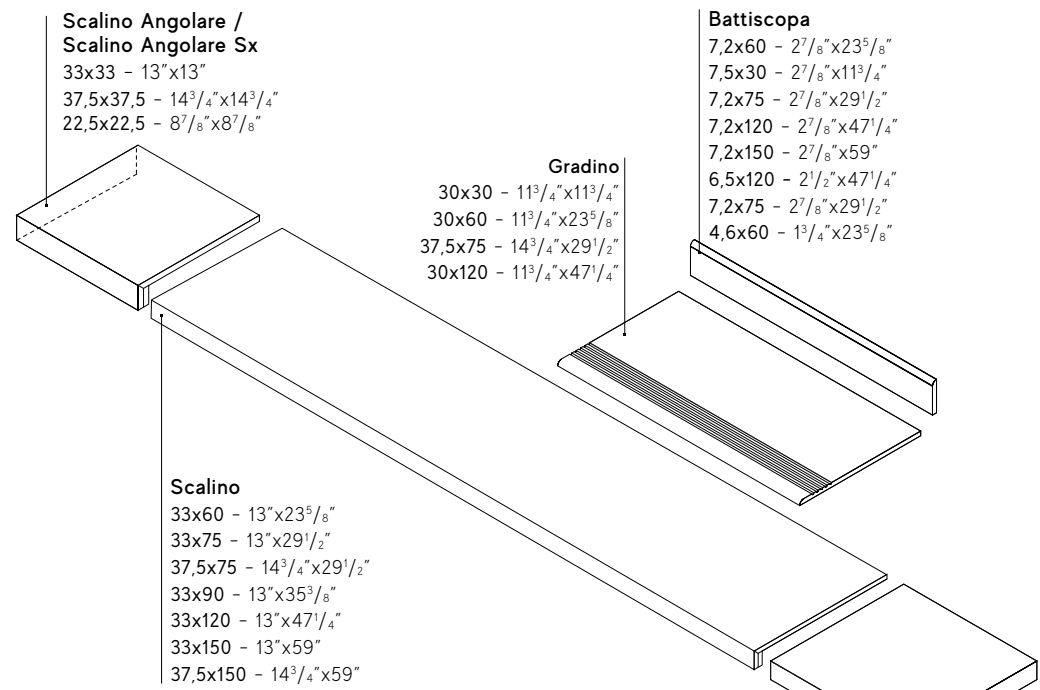
TECHNICAL  
SPECIFICATIONS



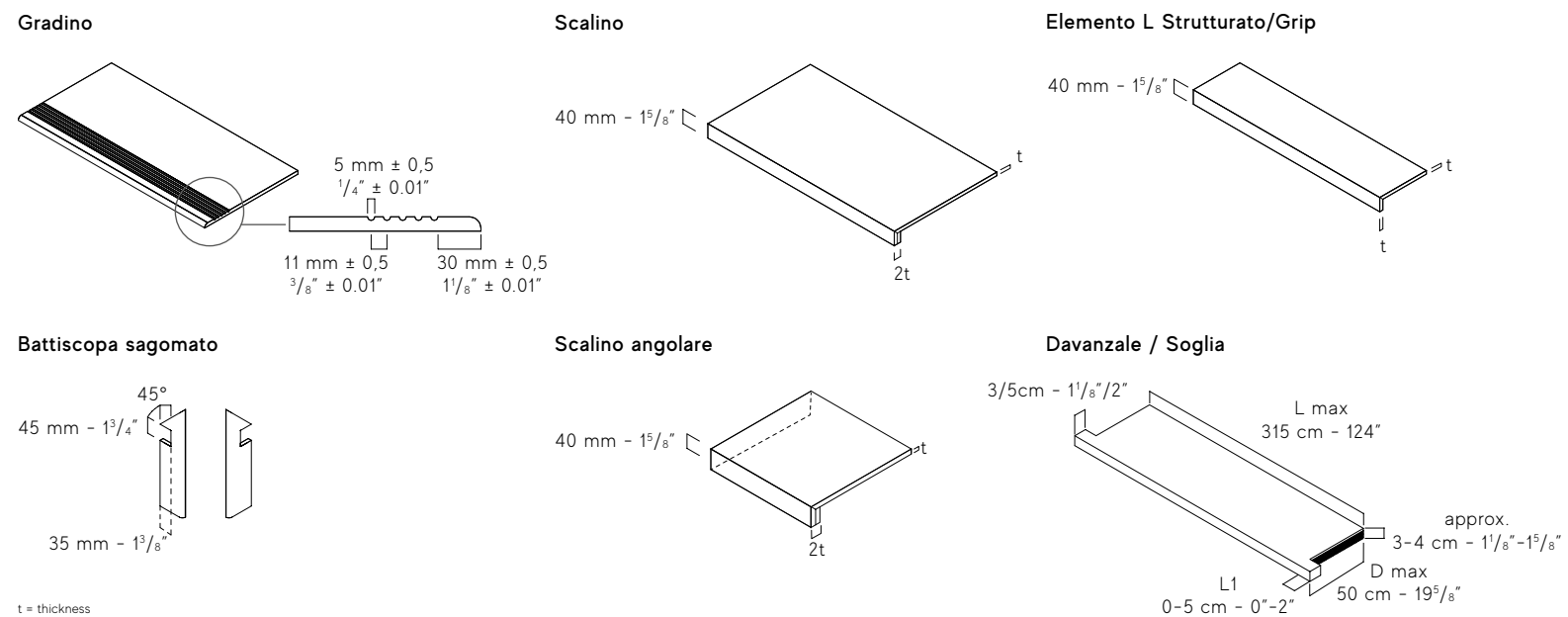


# Trim tiles

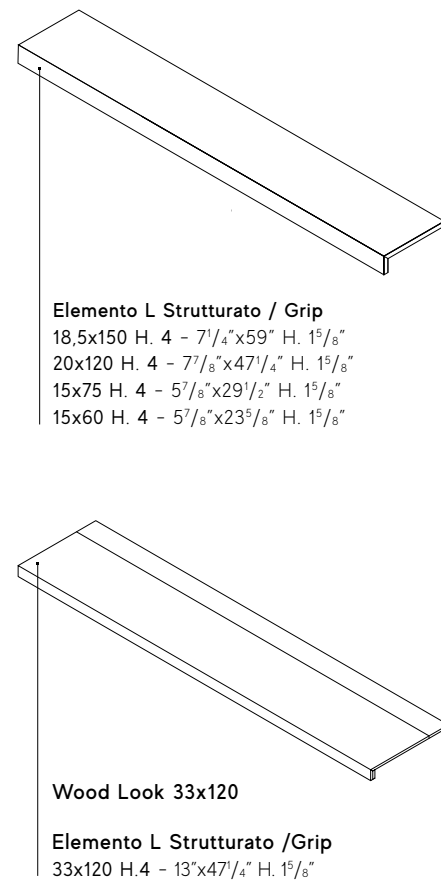
## TRIM TILES ± 9 mm - ± 9,5 mm



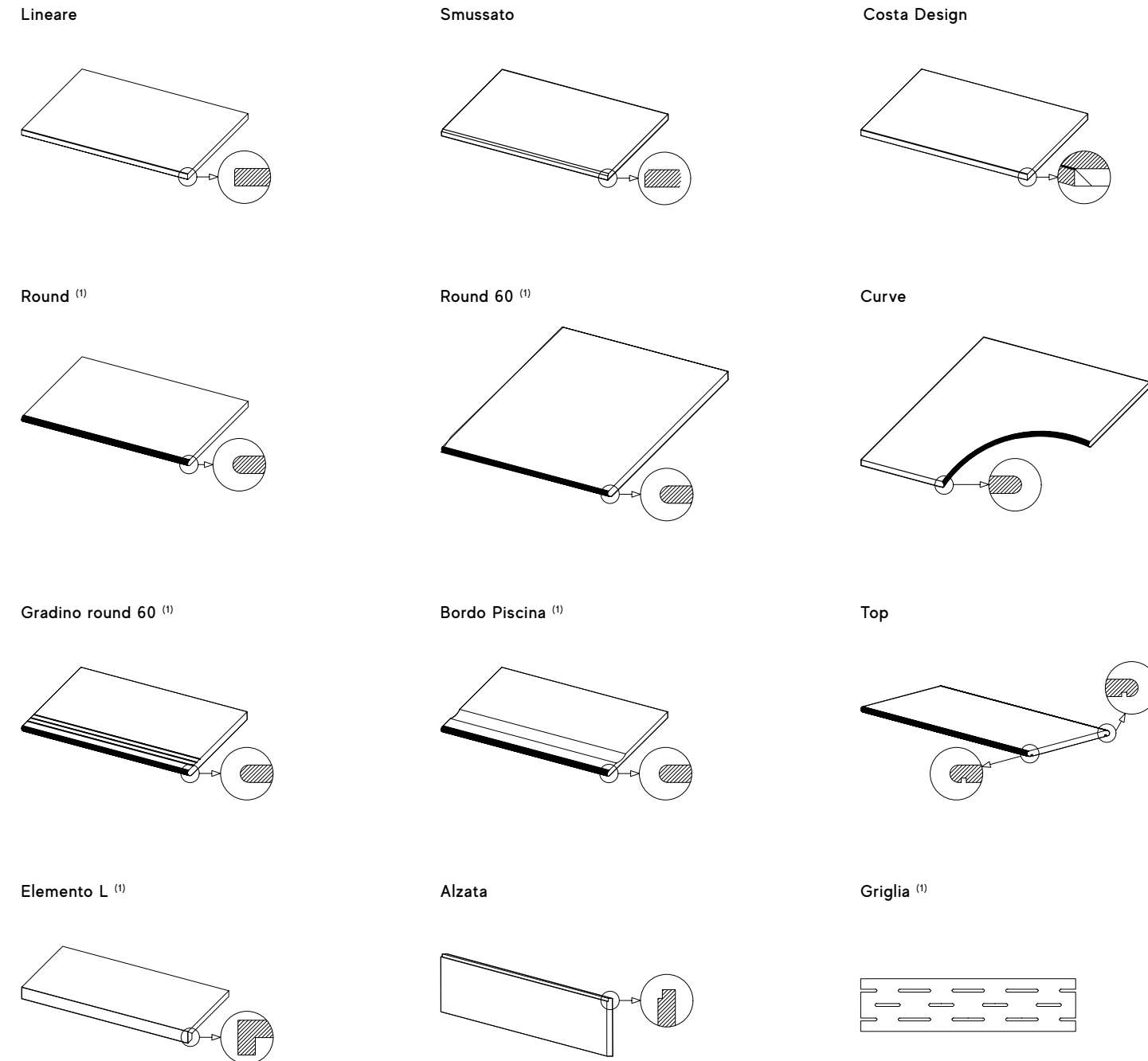
## TRIM TILES TECHNICAL DRAWS



## OUTDOOR TRIM TILES ± 9 mm

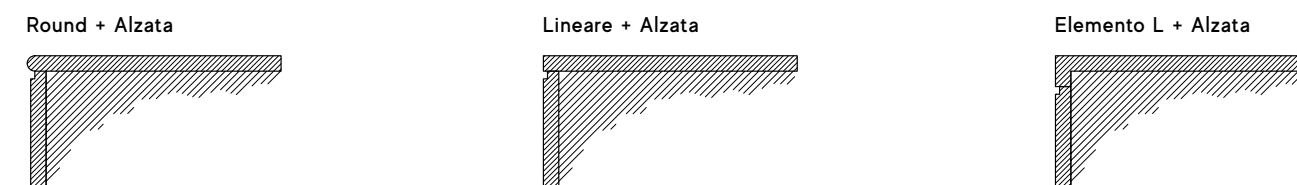


## OUTDOOR TRIM TILES ± 20 mm



<sup>(1)</sup> Right/left angular elements are available - Sono disponibili gli elementi angolari dx/sx

## STEPS



3D WALL  
 CONCRETE & RESIN LOOK  
 MARBLE LOOK  
 STONE LOOK  
 WOOD LOOK



# Trim tiles, 20 mm

	Lineare	Round		Round Angolare Dx/Sx		Round 60 Angolare		Gradino Round Angolare Dx/Sx		Gradino Round Angolare		
	30x60 cm 11/16"x23/16"	30x120 cm 11/16"x23/16"	30x60 cm 11/16"x23/16"	30x120 cm 11/16"x23/16"	30x60 cm 11/16"x23/16"	30x120 cm 11/16"x23/16"	60x90 cm 23/16"x35/16"	45x90 cm 17/16"x35/16"	40x80 cm 15/16"x31/16"	30x60 cm 11/16"x23/16"	30x120 cm 11/16"x23/16"	
			DX	SX	DX	SX	DX	SX	DX	SX	DX	SX
BOOST	•	•	•	•	•	•	•	•	•	•	•	•
BOOST BALANCE		•	•	•	•					•	•	•
BOOST NATURAL	•	•	•	•	•					•	•	•
BOOST MINERAL		•	•	•	•		•	•		•	•	•
BOOST MIX	•	•	•	•	•					•	•	•
BOOST PRO	•	•	•	•	•			•	•	•	•	•
BOOST STONE	•	•	•	•	•					•	•	•
BRAVE		•	•	•	•					•	•	•
ENTICE						•	•					
ETIC PRO						•	•					
EXENCE		•				•	•					
LIMS	•	•	•	•	•					•	•	•
MARVEL MERAVIGLIA		•				•	•					
MARVEL TRAVERTINE		•				•	•					
MARVEL X		•				•	•					
NORDE	•	•	•	•	•		•	•	•	•	•	•
PRISM		•				•	•			•	•	•
TRUST		•	•	•	•					•	•	•

	Elemento L	Alzata	Top	Costa Design	Bordo Piscina Angolare Dx/Sx	Griglia Angolare Dx/Sx	Curve	Smussato
	30x120 cm 11/16"x23/16"	20x90 cm 7/16"x35/16"	30x60 cm 11/16"x23/16"	33x120 cm 13/16"x47/16"	30x60 cm 11/16"x23/16"	15x60 cm 5/16"x23/16"	60x60 cm 23/16"x23/16"	30x60 cm 11/16"x23/16"
	DX	SX	DX	SX	DX	SX	DX	SX
BOOST	•	•	•	•	•	•	•	•
BOOST BALANCE					•	•	•	•
BOOST NATURAL	•	•	•	•	•	•	•	•
BOOST MINERAL		•			•	•	•	•
BOOST MIX	•	•	•	•	•	•	•	•
BOOST PRO	•	•	•	•	•	•	•	•
BOOST STONE	•	•	•	•	•	•	•	•
BRAVE	•	•	•	•	•	•	•	•
ENTICE	•							
ETIC PRO								
EXENCE								
LIMS	•	•	•	•	•	•	•	•
MARVEL MERAVIGLIA					•	•		
MARVEL TRAVERTINE					•	•		
MARVEL X					•	•		
NORDE	•	•	•	•	•	•	•	•
PRISM	•	•	•	•	•	•		
TRUST	•	•	•	•	•	•	•	•

INDEX



PRODUCT FINDER



SURFACE RANGE



COMPANY



COLLECTIONS




- 3D WALL
- CONCRETE & RESIN LOOK
- MARBLE LOOK
- STONE LOOK
- WOOD LOOK

LARGE SIZES



SLABS FOR COUNTERTOPS & FURNITURE



FURNITURE



FACADES



TECHNICAL SPECIFICATIONS

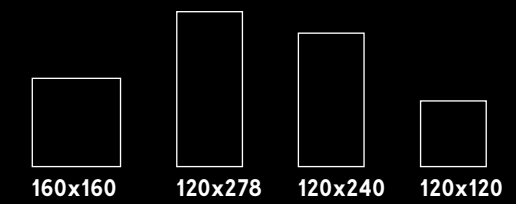




# Large Sizes



- Floor
- Wall
- Furniture
- Facades




- ↔ MARBLE LOOK
- ↔ CONCRETE LOOK
- ↔ STONE LOOK
- ↔ COLOR & DECOR LOOK

↔ NOTES

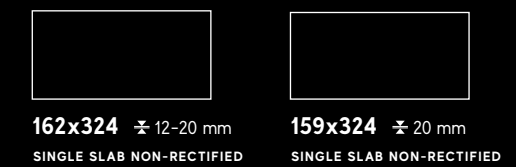


- Floor
- Wall
- Slabs for furniture



- ↔ MARBLE LOOK
- ↔ CONCRETE LOOK
- ↔ WOOD LOOK
- ↔ STONE LOOK
- ↔ SOLID LOOK

- Slabs for countertops and furniture




↔ SLABS FOR COUNTERTOPS & FURNITURE




# Large Sizes<sup>(1)</sup>

## Porcelain Tiles




**MARVEL X  
CALACATTA APUANO  
ENDLESS<sup>(2)(3)</sup>**



Sizes	Thickness	Surface finish
<b>120x120 cm</b> - 47 <sup>1</sup> / <sub>4</sub> "x47 <sup>1</sup> / <sub>4</sub> "	± 9 mm	Polished I Silk
AFU7 Calacatta Apuano Polished AFVJ Calacatta Apuano Silk		
<b>120x240 cm</b> - 47 <sup>1</sup> / <sub>4</sub> "x94 <sup>1</sup> / <sub>2</sub> "	± 9 mm	Polished
AFU2 Calacatta Apuano		
<b>120x278 cm</b> - 47 <sup>1</sup> / <sub>4</sub> "x109 <sup>1</sup> / <sub>2</sub> "	± 6 mm	Polished I Silk
AFUS Calacatta Apuano Polished AFUX Calacatta Apuano		

**atlas**PLAN

**162x324 cm** - 63<sup>3</sup>/<sub>4</sub>"x127<sup>1</sup>/<sub>2</sub>" P.366  
SINGLE SLAB NON-RECTIFIED  
FOR COUNTERTOPS & FURNITURE




**MARVEL SHINE  
CALACATTA DELICATO**

Sizes	Thickness	Surface finish
<b>120x120 cm</b> - 47 <sup>1</sup> / <sub>4</sub> "x47 <sup>1</sup> / <sub>4</sub> "	± 9 mm	Polished I Matte
A4Q8 Calacatta Delicato Polished A4Q4 Calacatta Delicato Matte <a href="#">Sensitech</a>		
<b>120x240 cm</b> - 47 <sup>1</sup> / <sub>4</sub> "x94 <sup>1</sup> / <sub>2</sub> "	± 9 mm	Polished
A4RH Calacatta Delicato		
<b>120x278 cm</b> - 47 <sup>1</sup> / <sub>4</sub> "x109 <sup>1</sup> / <sub>2</sub> "	± 6 mm	Polished
A4OY Calacatta Delicato		

**atlas**PLAN

**162x324 cm** - 63<sup>3</sup>/<sub>4</sub>"x127<sup>1</sup>/<sub>2</sub>" P.366  
SINGLE SLAB NON-RECTIFIED  
FOR COUNTERTOPS & FURNITURE



**MARVEL SHINE  
CALACATTA PRESTIGIO**

Sizes	Thickness	Surface finish
<b>120x120 cm</b> - 47 <sup>1</sup> / <sub>4</sub> "x47 <sup>1</sup> / <sub>4</sub> "	± 9 mm	Polished I Matte
A4Q9 Calacatta Prestigio Polished A4Q5 Calacatta Prestigio Matte <a href="#">Sensitech</a>		
<b>120x240 cm</b> - 47 <sup>1</sup> / <sub>4</sub> "x94 <sup>1</sup> / <sub>2</sub> "	± 9 mm	Polished
A4RI Calacatta Prestigio		
<b>120x278 cm</b> - 47 <sup>1</sup> / <sub>4</sub> "x109 <sup>1</sup> / <sub>2</sub> "	± 6 mm	Polished I Silk
A4OZ Calacatta Prestigio Polished A4O6 Calacatta Prestigio Silk		
<b>160x160 cm</b> - 63"x63"	± 6 mm	Polished
A4RP Calacatta Prestigio		

**atlas**PLAN


**162x324 cm** - 63<sup>3</sup>/<sub>4</sub>"x127<sup>1</sup>/<sub>2</sub>" P.366  
SINGLE SLAB NON-RECTIFIED  
FOR COUNTERTOPS & FURNITURE

**MARVEL SHINE  
CALACATTA PRESTIGIO  
BOOKMATCH A<sup>(3)(5)</sup> BOOKMATCH B<sup>(3)(5)</sup>**



**120x278 cm** - 47<sup>1</sup>/<sub>4</sub>"x109<sup>1</sup>/<sub>2</sub>" ± 6 mm Polished  
A4O2 Calacatta Prestigio 120x278 Polished Bookmatch A  
A4O3 Calacatta Prestigio 120x278 Polished Bookmatch B

**ENDLESS<sup>(2)(3)</sup>**




**120x278 cm** - 47<sup>1</sup>/<sub>4</sub>"x109<sup>1</sup>/<sub>2</sub>" ± 6 mm Polished I Silk  
A6EO Calacatta Prestigio 120x278 Polished Kit Endless  
A6ER Calacatta Prestigio 120x278 Silk Kit Endless

**atlas**PLAN

**160x320 cm** - 63"x126" ± 6 mm Polished  
A4RR Calacatta Prestigio Polished Endless  
AKFL Calacatta Prestigio Polished Kit Endless

## Marble Look



**MARVEL STONE  
CARRARA PURE**

Sizes	Thickness	Surface finish
<b>120x120 cm</b> - 47 <sup>1</sup> / <sub>4</sub> "x47 <sup>1</sup> / <sub>4</sub> "	± 9 mm	Polished I Matte
AZTU Carrara Pure Polished A2Ø7 Carrara Pure Matte <a href="#">Sensitech</a>		
<b>120x240 cm</b> - 47 <sup>1</sup> / <sub>4</sub> "x94 <sup>1</sup> / <sub>2</sub> "	± 9 mm	Polished
AZTW Carrara Pure		
<b>120x278 cm</b> - 47 <sup>1</sup> / <sub>4</sub> "x109 <sup>1</sup> / <sub>2</sub> "	± 6 mm	Polished I Matte
A2RW Carrara Pure Polished A2RV Carrara Pure Matte		

INDEX



PRODUCT  
FINDER



SURFACE  
RANGE



COMPANY



COLLECTIONS



LARGE SIZES



MARBLE LOOK  
CONCRETE LOOK  
WOOD LOOK  
STONE LOOK  
COLOR & DECOR LOOK

SLABS FOR  
COUNTERTOPS  
& FURNITURE



FURNITURE



FACADES



TECHNICAL  
SPECIFICATIONS



<sup>(1)</sup> The various graphics of the product are distributed randomly in the boxes, without the possibility of choosing between the available patterns.

<sup>(2)</sup> The Endless Kit contains all the graphics of the product with vein continuity, ensuring that all the numbered faces in the composition can be found in a single box. The number of the graphic - G1, G2, G3, etc - is printed on the side and indicated with an adhesive label placed on the slab. To reconstruct the surface with continuous veins, simply lay the tiles in numerical progression: G1, G2, G3 and so on.

<sup>(3)</sup> Minor misalignments in the continuity of the veins between different graphics is normal for this type of product.

<sup>(5)</sup> Codes A and B are sold separately.




# Large Sizes<sup>(1)</sup>

## Porcelain Tiles



**MARVEL STONE  
BIANCO DOLOMITE**


Sizes	Thickness	Surface finish
<b>120x120 cm</b> - 47 <sup>1</sup> / <sub>4</sub> "x47 <sup>1</sup> / <sub>4</sub> "	± 9 mm	Polished   Matte
AZTT Bianco Dolomite Polished		
A2Ø4 Bianco Dolomite Matte		<a href="#">Sensitech</a>
<b>120x240 cm</b> - 47 <sup>1</sup> / <sub>4</sub> "x94 <sup>1</sup> / <sub>2</sub> "	± 9 mm	Polished
AZTV Bianco Dolomite		
<b>120x278 cm</b> - 47 <sup>1</sup> / <sub>4</sub> "x109 <sup>1</sup> / <sub>2</sub> "	± 6 mm	Polished   Matte
AØBP Bianco Dolomite Polished		
A2RS Bianco Dolomite Matte		
<b>160x160 cm</b> - 63"x63"	± 6 mm	Polished
AO53 Bianco Dolomite Polished		
<b>atlasPLAN</b>		
<b>160x320 cm</b> - 63"x126"	± 6 mm	Polished
AO5X Bianco Dolomite Polished		
<b>162x324 cm</b> - 63 <sup>3</sup> / <sub>4</sub> "x127 <sup>1</sup> / <sub>2</sub> "	P.366	
<b>159x324 cm</b> - 62 <sup>5</sup> / <sub>8</sub> "x127 <sup>1</sup> / <sub>2</sub> "		
SINGLE SLAB NON-RECTIFIED FOR COUNTERTOPS & FURNITURE		




**MARVEL X  
CALACATTA SUBLIME**

Sizes	Thickness	Surface finish
<b>120x120 cm</b> - 47 <sup>1</sup> / <sub>4</sub> "x47 <sup>1</sup> / <sub>4</sub> "	± 9 mm	Polished   Silk
A8YT Calacatta Sublime Polished		
AFVK Calacatta Sublime Silk		
<b>120x240 cm</b> - 47 <sup>1</sup> / <sub>4</sub> "x94 <sup>1</sup> / <sub>2</sub> "	± 9 mm	Polished
AFU3 Calacatta Sublime		
<b>120x278 cm</b> - 47 <sup>1</sup> / <sub>4</sub> "x109 <sup>1</sup> / <sub>2</sub> "	± 6 mm	Polished   Silk
AFUT Calacatta Sublime Polished		
AFUY Calacatta Sublime Silk		

**MARVEL X  
CALACATTA SUBLIME  
KIT ENDLESS<sup>(2)(3)</sup>**




**120x278 cm** - 47<sup>1</sup>/<sub>4</sub>"x109<sup>1</sup>/<sub>2</sub>" ± 6 mm Polished | Silk  
AFWN Calacatta Sublime Polished Kit Endless  
AFWO Calacatta Sublime Silk Kit Endless



**MARVEL  
CALACATTA EXTRA**

Sizes	Thickness	Surface finish
<b>120x120 cm</b> - 47 <sup>1</sup> / <sub>4</sub> "x47 <sup>1</sup> / <sub>4</sub> "	± 9 mm	Polished   Matte
AY2R Calacatta Extra Polished		
A2ØY Calacatta Extra Matte		<a href="#">Sensitech</a>
<b>120x240 cm</b> - 47 <sup>1</sup> / <sub>4</sub> "x94 <sup>1</sup> / <sub>2</sub> "	± 9 mm	Polished
AY2N Calacatta Extra		
<b>120x278 cm</b> - 47 <sup>1</sup> / <sub>4</sub> "x109 <sup>1</sup> / <sub>2</sub> "	± 6 mm	Polished   Matte
AØBM Calacatta Extra Polished		
AØBT Calacatta Extra Matte		
<b>160x160 cm</b> - 63"x63"	± 6 mm	Polished   Matte
AO51 Calacatta Extra RT Polished		
AO54 Calacatta Extra RT Matte		
<b>atlasPLAN</b>		
<b>160x320 cm</b> - 63"x126"	± 6 mm	Polished   Silk
AJKS Calacatta Extra Polished		
AJKY Calacatta Extra Silk		
<b>162x324 cm</b> - 63 <sup>3</sup> / <sub>4</sub> "x127 <sup>1</sup> / <sub>2</sub> "	P.366	
<b>159x324 cm</b> - 62 <sup>5</sup> / <sub>8</sub> "x127 <sup>1</sup> / <sub>2</sub> "		
SINGLE SLAB NON-RECTIFIED FOR COUNTERTOPS & FURNITURE		

**MARVEL  
CALACATTA EXTRA  
BOOKMATCH A<sup>(3)(5)</sup> BOOKMATCH B<sup>(3)(5)</sup>**




**120x278 cm** - 47<sup>1</sup>/<sub>4</sub>"x109<sup>1</sup>/<sub>2</sub>" ± 6 mm Polished  
AOTJ Calacatta Extra Polished Bookmatch A  
AOTK Calacatta Extra Polished Bookmatch B

**atlasPLAN**

**160x320 cm** - 63"x126" ± 6 mm Polished | Silk  
AJKT Calacatta Extra Bookmatch Polished  
AJKZ Calacatta Extra Bookmatch Silk

**ENDLESS<sup>(2)(3)</sup>**



**120x278 cm** - 47<sup>1</sup>/<sub>4</sub>"x109<sup>1</sup>/<sub>2</sub>" ± 6 mm Polished  
A6DU Calacatta Extra Kit Endless Polished  
AOUB Calacatta Extra Endless Polished \*


\* Calacatta Extra Endless is composed of four graphics with vein continuity, but are distributed randomly in the boxes, without the possibility of choosing between the available patterns.

(SEE PAGE 365)

**atlasPLAN**

**160x320 cm** - 63"x126" ± 6 mm Polished | Matte  
AO5Y Calacatta Extra Matte Endless  
AKFM Calacatta Extra Matte Kit Endless  
AO5U Calacatta Extra Polished Endless  
AKFK Calacatta Extra Polished Kit Endless

## Marble Look



**MARVEL DREAM  
BIANCO FANTASTICO**

Sizes	Thickness	Surface finish
<b>120x120 cm</b> - 47 <sup>1</sup> / <sub>4</sub> "x47 <sup>1</sup> / <sub>4</sub> "	± 9 mm	Polished   Matte
AL7N Bianco Fantastico Polished		
A2Ø3 Bianco Fantastico Matte		<a href="#">Sensitech</a>
<b>120x240 cm</b> - 47 <sup>1</sup> / <sub>4</sub> "x94 <sup>1</sup> / <sub>2</sub> "	± 9 mm	Polished
AO3P Bianco Fantastico		
<b>120x278 cm</b> - 47 <sup>1</sup> / <sub>4</sub> "x109 <sup>1</sup> / <sub>2</sub> "	± 6 mm	Polished   Matte
AOSE Bianco Fantastico Polished		
A2RR Bianco Fantastico Matte		

INDEX



PRODUCT  
FINDER



SURFACE  
RANGE



COMPANY



COLLECTIONS



LARGE SIZES



MARBLE LOOK  
CONCRETE LOOK  
WOOD LOOK  
STONE LOOK  
COLOR & DECOR LOOK

SLABS FOR  
COUNTERTOPS  
& FURNITURE



FURNITURE



FACADES




TECHNICAL  
SPECIFICATIONS






# Large Sizes<sup>(1)</sup>

## Porcelain Tiles




**MARVEL SHINE STATUARIO SUPREMO**  
BOOKMATCH A<sup>(3)(5)</sup> BOOKMATCH B<sup>(3)(5)</sup>



**Sizes**                      **Thickness**    **Surface finish**

**120x278 cm** - 47<sup>1</sup>/<sub>4</sub>"x109<sup>1</sup>/<sub>2</sub>"    ± 6 mm    Polished  
A4O4 Statuario Supremo Polished Bookmatch A  
A4O5 Statuario Supremo Polished Bookmatch B

**KIT ENDLESS<sup>(2)(3)</sup>**



**Sizes**                      **Thickness**    **Surface finish**

**120x278 cm** - 47<sup>1</sup>/<sub>4</sub>"x109<sup>1</sup>/<sub>2</sub>"    ± 6 mm    Polished | Silk  
A6EP Statuario Supremo Polished Kit Endless  
A6ES Statuario Supremo Silk Kit Endless

**atlasPLAN**

**160x320 cm** - 63"x126"            ± 6 mm    Polished  
A4RS Statuario Supremo Polished Endless  
AKFO Statuario Supremo Polished Kit Endless

**Sizes**                      **Thickness**    **Surface finish**

**120x120 cm** - 47<sup>1</sup>/<sub>4</sub>"x47<sup>1</sup>/<sub>4</sub>"    ± 9 mm    Polished | Matte  
A4RA Statuario Supremo Polished  
A4Q6 Statuario Supremo Matte [Sensitech](#)

**120x240 cm** - 47<sup>1</sup>/<sub>4</sub>"x94<sup>1</sup>/<sub>2</sub>"    ± 9 mm    Polished  
A4RJ Statuario Supremo

**120x278 cm** - 47<sup>1</sup>/<sub>4</sub>"x109<sup>1</sup>/<sub>2</sub>"    ± 6 mm    Polished | Silk  
A4OØ Statuario Supremo Polished  
A4O7 Statuario Supremo Silk

**160x160 cm** - 63"x63"            ± 6 mm    Polished  
A4RQ Statuario Supremo

**atlasPLAN**

**162x324 cm** - 63<sup>3</sup>/<sub>4</sub>"x127<sup>1</sup>/<sub>2</sub>"    P.366  
**159x324 cm** - 62<sup>5</sup>/<sub>8</sub>"x127<sup>1</sup>/<sub>2</sub>"  
SINGLE SLAB NON-RECTIFIED  
FOR COUNTERTOPS & FURNITURE


<sup>(1)</sup> The various graphics of the product are distributed randomly in the boxes, without the possibility of choosing between the available patterns.

<sup>(2)</sup> The Endless Kit contains all the graphics of the product with vein continuity, ensuring that all the numbered faces in the composition can be found in a single box. The number of the graphic - G1, G2, G3, etc - is printed on the side and indicated with an adhesive label placed on the slab. To reconstruct the surface with continuous veins, simply lay the tiles in numerical progression: G1, G2, G3 and so on.

<sup>(3)</sup> Minor misalignments in the continuity of the veins between different graphics is normal for this type of product.

<sup>(4)</sup> Codes A and B are sold separately.

## Marble Look



**MARVEL MERAVIGLIA CALACATTA MERAVIGLIA**  
BOOKMATCH<sup>(3)(5)</sup>




**Sizes**                      **Thickness**    **Surface finish**

**atlasPLAN**

**160x320 cm** - 63"x126"            ± 6 mm    Polished  
AJKA Calacatta Meraviglia Bookmatch Polished

**KIT ENDLESS<sup>(2)(3)</sup>**



**Sizes**                      **Thickness**    **Surface finish**

**120x120 cm** - 47<sup>1</sup>/<sub>4</sub>"x47<sup>1</sup>/<sub>4</sub>"    ± 9 mm    Polished | Velvet  
AJJC Calacatta Meraviglia Polished  
AJJI Calacatta Meraviglia Velvet


**120x240 cm** - 47<sup>1</sup>/<sub>4</sub>"x94<sup>1</sup>/<sub>2</sub>"    ± 9 mm    Polished  
AJH7 Calacatta Meraviglia Polished

**120x278 cm** - 47<sup>1</sup>/<sub>4</sub>"x109<sup>1</sup>/<sub>2</sub>"    ± 6 mm    Polished  
AJH2 Calacatta Meraviglia Polished

**atlasPLAN**

**160x320 cm** - 63"x126"            ± 6 mm    Polished  
AJJ9 Calacatta Meraviglia Polished

**162x324 cm** - 63<sup>3</sup>/<sub>4</sub>"x127<sup>1</sup>/<sub>2</sub>"    P.366  
SINGLE SLAB NON-RECTIFIED  
FOR COUNTERTOPS & FURNITURE



**MARVEL X CALACATTA PERLA**

**Sizes**                      **Thickness**    **Surface finish**

**120x120 cm** - 47<sup>1</sup>/<sub>4</sub>"x47<sup>1</sup>/<sub>4</sub>"    ± 9 mm    Polished | Silk  
AFU8 Calacatta Perla Polished  
AFVL Calacatta Perla Silk

**120x240 cm** - 47<sup>1</sup>/<sub>4</sub>"x94<sup>1</sup>/<sub>2</sub>"    ± 9 mm    Polished  
AFU4 Calacatta Perla

**120x278 cm** - 47<sup>1</sup>/<sub>4</sub>"x109<sup>1</sup>/<sub>2</sub>"    ± 6 mm    Polished | Silk  
AFUU Calacatta Perla Polished  
AFUZ Calacatta Perla Silk

INDEX



PRODUCT  
FINDER



SURFACE  
RANGE



COMPANY



COLLECTIONS



LARGE SIZES



MARBLE LOOK  
CONCRETE LOOK  
WOOD LOOK  
STONE LOOK  
COLOR & DECOR LOOK

SLABS FOR  
COUNTERTOPS  
& FURNITURE



FURNITURE



FACADES




TECHNICAL  
SPECIFICATIONS



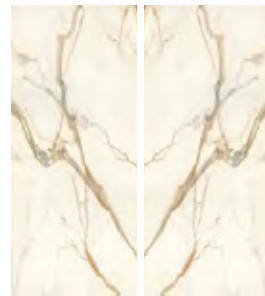


# Large Sizes<sup>(1)</sup>

## Porcelain Tiles



**MARVEL SHINE  
CALACATTA IMPERIALE  
BOOKMATCH<sup>(3)(5)</sup>**




**Sizes**                      **Thickness**    **Surface finish**

**atlas<sup>PLAN</sup>**

**160x320 cm** - 63"x126"    ± 6 mm    Silk  
AJK1 Calacatta Imperiale Bookmatch Silk

**KIT ENDLESS<sup>(2)(3)</sup>**



**Sizes**                      **Thickness**    **Surface finish**

**120x120 cm** - 47<sup>1</sup>/<sub>4</sub>"x47<sup>1</sup>/<sub>4</sub>"    ± 9 mm    Polished I Matte  
A4RB Calacatta Imperiale Polished  
A4Q7 Calacatta Imperiale Matte [Sensitech](#)

**120x240 cm** - 47<sup>1</sup>/<sub>4</sub>"x94<sup>1</sup>/<sub>2</sub>"    ± 9 mm    Polished  
A4RK Calacatta Imperiale

**120x278 cm** - 47<sup>1</sup>/<sub>4</sub>"x109<sup>1</sup>/<sub>2</sub>"    ± 6 mm    Polished  
A4O1 Calacatta Imperiale

**atlas<sup>PLAN</sup>**

**160x320 cm** - 63"x126"    ± 6 mm    Silk  
AJKØ Calacatta Imperiale Silk

**162x324 cm** - 63<sup>3</sup>/<sub>4</sub>"x127<sup>1</sup>/<sub>2</sub>"    P.366  
**159x324 cm** - 62<sup>5</sup>/<sub>8</sub>"x127<sup>1</sup>/<sub>2</sub>"  
SINGLE SLAB NON-RECTIFIED  
FOR COUNTERTOPS & FURNITURE


<sup>(1)</sup> The various graphics of the product are distributed randomly in the boxes, without the possibility of choosing between the available patterns.

<sup>(2)</sup> The Endless Kit contains all the graphics of the product with vein continuity, ensuring that all the numbered faces in the composition can be found in a single box. The number of the graphic - G1, G2, G3, etc - is printed on the side and indicated with an adhesive label placed on the slab. To reconstruct the surface with continuous veins, simply lay the tiles in numerical progression: G1, G2, G3 and so on.


<sup>(3)</sup> Minor misalignments in the continuity of the veins between different graphics is normal for this type of product.

<sup>(5)</sup> Codes A and B are sold separately.

## Marble Look



**MARVEL MERAVIGLIA  
CALACATTA BERNINI  
BOOKMATCH<sup>(3)(5)</sup>**



**Sizes**                      **Thickness**    **Surface finish**

**atlas<sup>PLAN</sup>**

**160x320 cm** - 63"x126"    ± 6 mm    Polished  
AJRU Calacatta Bernini Bookmatch Polished

**KIT ENDLESS<sup>(2)(3)</sup>**



**Sizes**                      **Thickness**    **Surface finish**

**120x120 cm** - 47<sup>1</sup>/<sub>4</sub>"x47<sup>1</sup>/<sub>4</sub>"    ± 9 mm    Polished I Velvet  
AJJD Calacatta Bernini Polished  
AJJJ Calacatta Bernini Velvet

**120x240 cm** - 47<sup>1</sup>/<sub>4</sub>"x94<sup>1</sup>/<sub>2</sub>"    ± 9 mm    Polished  
AJH8 Calacatta Bernini Polished

**120x278 cm** - 47<sup>1</sup>/<sub>4</sub>"x109<sup>1</sup>/<sub>2</sub>"    ± 6 mm    Polished  
AJH3 Calacatta Bernini Polished


**atlas<sup>PLAN</sup>**

**160x320 cm** - 63"x126"    ± 6 mm    Polished  
AJRT Calacatta Bernini Polished

**162x324 cm** - 63<sup>3</sup>/<sub>4</sub>"x127<sup>1</sup>/<sub>2</sub>"    P.366  
**159x324 cm** - 62<sup>5</sup>/<sub>8</sub>"x127<sup>1</sup>/<sub>2</sub>"  
SINGLE SLAB NON-RECTIFIED  
FOR COUNTERTOPS & FURNITURE

**Sensitech** P.402

**Velvtech** P.403



**MARVEL PRO  
CREMA DELICATO**

**Sizes**                      **Thickness**    **Surface finish**

**120x120 cm** - 47<sup>1</sup>/<sub>4</sub>"x47<sup>1</sup>/<sub>4</sub>"    ± 9 mm    Polished I Matte  
AY2U Crema Delicato Polished  
A2Ø6 Crema Delicato Matte [Sensitech](#)

**120x240 cm** - 47<sup>1</sup>/<sub>4</sub>"x94<sup>1</sup>/<sub>2</sub>"    ± 9 mm    Polished  
AY2Q Crema Delicato

**120x278 cm** - 47<sup>1</sup>/<sub>4</sub>"x109<sup>1</sup>/<sub>2</sub>"    ± 6 mm    Polished I Matte  
AØBO Crema Delicato Polished  
A2RU Crema Delicato Matte

**160x160 cm** - 63"x63"    ± 6 mm    Polished  
AO52 Crema Delicato RT

**atlas<sup>PLAN</sup>**

**160x320 cm** - 63"x126"    ± 6 mm    Polished  
AO5W Crema Delicato Polished

INDEX



PRODUCT  
FINDER



SURFACE  
RANGE



COMPANY



COLLECTIONS



LARGE SIZES



MARBLE LOOK  
CONCRETE LOOK  
WOOD LOOK  
STONE LOOK  
COLOR & DECOR LOOK

SLABS FOR  
COUNTERTOPS  
& FURNITURE



FURNITURE



FACADES




TECHNICAL  
SPECIFICATIONS





# Large Sizes<sup>(1)</sup>

## Porcelain Tiles



**MARVEL ONYX WHITE**  
**BOOKMATCH<sup>(3)(5)</sup>**



**Sizes**                      **Thickness**    **Surface finish**

**atlas**PLAN

**160x320 cm** - 63"x126"    ± 6 mm    Polished  
AJKB Onyx White Bookmatch Polished




**MARVEL ONYX PEARL**

**Sizes**                      **Thickness**    **Surface finish**

**120x120 cm** - 47<sup>1</sup>/<sub>4</sub>"x47<sup>1</sup>/<sub>4</sub>"    ± 9 mm    Polished  
AJBM Pearl Polished

**120x240 cm** - 47<sup>1</sup>/<sub>4</sub>"x94<sup>1</sup>/<sub>2</sub>"    ± 9 mm    Polished  
AJBI Pearl Polished

**120x278 cm** - 47<sup>1</sup>/<sub>4</sub>"x109<sup>1</sup>/<sub>2</sub>"    ± 6 mm    Polished  
AJAJ Pearl Polished



**MARVEL GALA CRYSTAL WHITE**

**Sizes**                      **Thickness**    **Surface finish**

**120x120 cm** - 47<sup>1</sup>/<sub>4</sub>"x47<sup>1</sup>/<sub>4</sub>"    ± 9 mm    Polished  
AFXN Crystal White


**120x278 cm** - 47<sup>1</sup>/<sub>4</sub>"x109<sup>1</sup>/<sub>2</sub>"    ± 6 mm    Polished  
AFXW Crystal White

**atlas**PLAN

**160x320 cm** - 63"x126"    ± 6 mm    Polished  
AJKU Crystal White Polished

**162x324 cm** - 63<sup>3</sup>/<sub>4</sub>"x127<sup>1</sup>/<sub>2</sub>"    P.366  
**159x324 cm** - 62<sup>5</sup>/<sub>8</sub>"x127<sup>1</sup>/<sub>2</sub>"  
SINGLE SLAB NON-RECTIFIED  
FOR COUNTERTOPS & FURNITURE


**MARVEL GALA CRYSTAL WHITE**  
**BOOKMATCH<sup>(3)(5)</sup>**



**Sizes**                      **Thickness**    **Surface finish**

**atlas**PLAN

**160x320 cm** - 63"x126"    ± 6 mm    Polished  
AJKV Crystal White Bookmatch Polished



**MARVEL PRO STATUARIO SELECT**

**Sizes**                      **Thickness**    **Surface finish**

**120x120 cm** - 47<sup>1</sup>/<sub>4</sub>"x47<sup>1</sup>/<sub>4</sub>"    ± 9 mm    Polished  
AY2T Statuario Select

**120x240 cm** - 47<sup>1</sup>/<sub>4</sub>"x94<sup>1</sup>/<sub>2</sub>"    ± 9 mm    Polished  
AY2P Statuario Select

**120x278 cm** - 47<sup>1</sup>/<sub>4</sub>"x109<sup>1</sup>/<sub>2</sub>"    ± 6 mm    Polished  
AØBN Statuario Select

## Marble Look

INDEX



PRODUCT FINDER



SURFACE RANGE



COMPANY



COLLECTIONS



LARGE SIZES



MARBLE LOOK  
CONCRETE LOOK  
WOOD LOOK  
STONE LOOK  
COLOR & DECOR LOOK

SLABS FOR COUNTERTOPS & FURNITURE



FURNITURE



FACADES



TECHNICAL SPECIFICATIONS



<sup>(1)</sup> The Endless Kit contains all the graphics of the product with vein continuity, ensuring that all the numbered faces in the composition can be found in a single box. The number of the graphic - G1, G2, G3, etc - is printed on the side and indicated with an adhesive label placed on the slab. To reconstruct the surface with continuous veins, simply lay the tiles in numerical progression: G1, G2, G3 and so on.

<sup>(3)</sup> Minor misalignments in the continuity of the veins between different graphics is normal for this type of product.



# Large Sizes<sup>(1)</sup>

## Porcelain Tiles



MARVEL TRAVERTINE  
WHITE VEIN CUT

**Sizes**                      **Thickness**    **Surface finish**

**120x240 cm** - 47<sup>1</sup>/<sub>4</sub>"x94<sup>1</sup>/<sub>2</sub>"    ± 9 mm    Matte  
AFT7 White Vein Cut Matte [Sensitech](#)

**120x278 cm** - 47<sup>1</sup>/<sub>4</sub>"x109<sup>1</sup>/<sub>2</sub>"    ± 6 mm    Matte  
AFS1 White Vein Cut



MARVEL TRAVERTINE  
SAND VEIN CUT

**Sizes**                      **Thickness**    **Surface finish**

**120x240 cm** - 47<sup>1</sup>/<sub>4</sub>"x94<sup>1</sup>/<sub>2</sub>"    ± 9 mm    Matte  
AFT8 Sand Vein Cut Matte [Sensitech](#)

**120x278 cm** - 47<sup>1</sup>/<sub>4</sub>"x109<sup>1</sup>/<sub>2</sub>"    ± 6 mm    Matte  
AFS2 Sand Vein Cut

### atlasPLAN

**160x320 cm** - 63"x126"    ± 6 mm    Hammered  
AJKQ Travertino Sand Hammered

**162x324 cm** - 63<sup>3</sup>/<sub>4</sub>"x127<sup>1</sup>/<sub>2</sub>"    P.366  
SINGLE SLAB NON-RECTIFIED  
FOR COUNTERTOPS & FURNITURE

### CROSS CUT



WHITE  
CROSS CUT

**120x120 cm** - 47<sup>1</sup>/<sub>4</sub>"x47<sup>1</sup>/<sub>4</sub>" Matte [Sensitech](#), See page 210



SAND  
CROSS CUT

**120x120 cm** - 47<sup>1</sup>/<sub>4</sub>"x47<sup>1</sup>/<sub>4</sub>" Matte [Sensitech](#), See page 210



MARVEL TRAVERTINE  
PEARL VEIN CUT

**Sizes**                      **Thickness**    **Surface finish**


**120x240 cm** - 47<sup>1</sup>/<sub>4</sub>"x94<sup>1</sup>/<sub>2</sub>"    ± 9 mm    Matte  
AFT9 Pearl Vein Cut [Sensitech](#)

**120x278 cm** - 47<sup>1</sup>/<sub>4</sub>"x109<sup>1</sup>/<sub>2</sub>"    ± 6 mm    Matte  
AFS3 Pearl Vein Cut

### atlasPLAN


**162x324 cm** - 63<sup>3</sup>/<sub>4</sub>"x127<sup>1</sup>/<sub>2</sub>"    P.366  
SINGLE SLAB NON-RECTIFIED  
FOR COUNTERTOPS & FURNITURE

### CROSS CUT



PEARL  
CROSS CUT

**120x120 cm** - 47<sup>1</sup>/<sub>4</sub>"x47<sup>1</sup>/<sub>4</sub>" Matte [Sensitech](#), See page 210




MARVEL ONYX  
ALABASTER

**Sizes**                      **Thickness**    **Surface finish**

**120x120 cm** - 47<sup>1</sup>/<sub>4</sub>"x47<sup>1</sup>/<sub>4</sub>"    ± 9 mm    Polished  
AJBL Alabaster Polished

**120x240 cm** - 47<sup>1</sup>/<sub>4</sub>"x94<sup>1</sup>/<sub>2</sub>"    ± 9 mm    Polished  
AJBH Alabaster Polished

**120x278 cm** - 47<sup>1</sup>/<sub>4</sub>"x109<sup>1</sup>/<sub>2</sub>"    ± 6 mm    Polished  
AJAI Alabaster Polished



CALACATTA GOLD

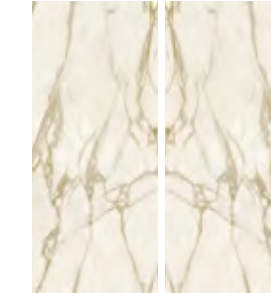
**Sizes**                      **Thickness**    **Surface finish**

**atlasPLAN**  
**160x320 cm** - 63"x126"    ± 6 mm    Polished  
AKE6 Calacatta Gold Polished

**162x324 cm** - 63<sup>3</sup>/<sub>4</sub>"x127<sup>1</sup>/<sub>2</sub>"    P.366  
**159x324 cm** - 62<sup>3</sup>/<sub>8</sub>"x127<sup>1</sup>/<sub>2</sub>"  
SINGLE SLAB NON-RECTIFIED  
FOR COUNTERTOPS & FURNITURE

## Marble Look

CALACATTA GOLD  
BOOKMATCH<sup>(3)(5)</sup>



**Sizes**                      **Thickness**    **Surface finish**

**160x320 cm** - 63"x126"    ± 6 mm    Polished  
AKE7 Calacatta Gold Bookmatch Polished

INDEX



PRODUCT  
FINDER



SURFACE  
RANGE



COMPANY



COLLECTIONS



LARGE SIZES



MARBLE LOOK  
CONCRETE LOOK  
WOOD LOOK  
STONE LOOK  
COLOR & DECOR LOOK

SLABS FOR  
COUNTERTOPS  
& FURNITURE



FURNITURE



FACADES



TECHNICAL  
SPECIFICATIONS



<sup>(1)</sup> The various graphics of the product are distributed randomly in the boxes, without the possibility of choosing between the available patterns.

(translations: page 365)



# Large Sizes<sup>(1)</sup>

## Porcelain Tiles



**MARVEL GALA  
DESERT SOUL  
BOOKMATCH<sup>(3)(5)</sup>**



**Sizes**                      **Thickness**    **Surface finish**

**atlas**PLAN

**160x320 cm** - 63"x126"    ± 6 mm    Polished  
AJKH Desert Soul Bookmatch Polished

**Sizes**                      **Thickness**    **Surface finish**

**120x120 cm** - 47<sup>1</sup>/<sub>4</sub>"x47<sup>1</sup>/<sub>4</sub>"    ± 9 mm    Polished  
AFXM Desert Soul

**120x278 cm** - 47<sup>1</sup>/<sub>4</sub>"x109<sup>1</sup>/<sub>2</sub>"    ± 6 mm    Polished  
AFXV Desert Soul

**atlas**PLAN

**160x320 cm** - 63"x126"    ± 6 mm    Polished  
AJKG Desert Soul Polished

**162x324 cm** - 63<sup>3</sup>/<sub>4</sub>"x127<sup>1</sup>/<sub>2</sub>"    P.366  
SINGLE SLAB NON-RECTIFIED  
FOR COUNTERTOPS & FURNITURE

## Marble Look



**MARVEL GALA  
EXOTIC GREEN  
BOOKMATCH<sup>(3)(5)</sup>**



**Sizes**                      **Thickness**    **Surface finish**

**atlas**PLAN

**160x320 cm** - 63"x126"    ± 6 mm    Polished  
AJRQ Exotic Green Bookmatch Polished

**Sizes**                      **Thickness**    **Surface finish**


**120x120 cm** - 47<sup>1</sup>/<sub>4</sub>"x47<sup>1</sup>/<sub>4</sub>"    ± 9 mm    Polished  
ABKA Exotic Green

**120x278 cm** - 47<sup>1</sup>/<sub>4</sub>"x109<sup>1</sup>/<sub>2</sub>"    ± 6 mm    Polished  
AFXU Exotic Green

**atlas**PLAN

**160x320 cm** - 63"x126"    ± 6 mm    Polished  
AJRP Exotic Green Polished

**162x324 cm** - 63<sup>3</sup>/<sub>4</sub>"x127<sup>1</sup>/<sub>2</sub>"    P.366  
SINGLE SLAB NON-RECTIFIED  
FOR COUNTERTOPS & FURNITURE



**MARVEL GALA  
AMAZONITE**

**Sizes**                      **Thickness**    **Surface finish**

**120x120 cm** - 47<sup>1</sup>/<sub>4</sub>"x47<sup>1</sup>/<sub>4</sub>"    ± 9 mm    Polished  
ABKB Amazonite

**120x278 cm** - 47<sup>1</sup>/<sub>4</sub>"x109<sup>1</sup>/<sub>2</sub>"    ± 6 mm    Polished  
AFXX Amazonite

INDEX



PRODUCT  
FINDER



SURFACE  
RANGE



COMPANY



COLLECTIONS



LARGE SIZES



MARBLE LOOK  
CONCRETE LOOK  
WOOD LOOK  
STONE LOOK  
COLOR & DECOR LOOK

SLABS FOR  
COUNTERTOPS  
& FURNITURE



FURNITURE



FACADES



TECHNICAL  
SPECIFICATIONS




<sup>(1)</sup> The various graphics of the product are distributed randomly in the boxes, without the possibility of choosing between the available patterns.

(translations: page 365)

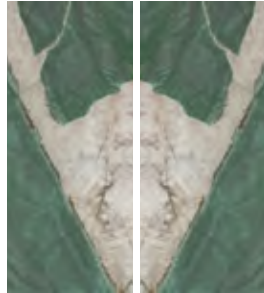


# Large Sizes<sup>(1)</sup>

## Porcelain Tiles




EXOTIC WAVE  
BOOKMATCH<sup>(3)(5)</sup>



Sizes	Thickness	Surface finish
<b>160x320 cm</b> - 63"x126"	± 6 mm	Polished
AJRO Exotic Wave Bookmatch Polished		

Sizes	Thickness	Surface finish
<b>160x320 cm</b> - 63"x126"	± 6 mm	Polished
AJRN Exotic Wave Polished		
<b>162x324 cm</b> - 63 3/4"x127 1/2"	P.366	
SINGLE SLAB NON-RECTIFIED FOR COUNTERTOPS & FURNITURE		



MARVEL X  
GREY CLOUD

Sizes	Thickness	Surface finish
<b>120x120 cm</b> - 47 1/4"x47 1/4"	± 9 mm	Polished I Silk
AFU9 Grey Cloud Polished AFVM Grey Cloud Silk		
<b>120x240 cm</b> - 47 1/4"x94 1/2"	± 9 mm	Polished
AFU5 Grey Cloud		
<b>120x278 cm</b> - 47 1/4"x109 1/2"	± 6 mm	Polished I Silk
AFUV Grey Cloud Polished AFUØ Grey Cloud Silk		



MARVEL MERAVIGLIA  
SILVER MAJESTIC

Sizes	Thickness	Surface finish
<b>120x120 cm</b> - 47 1/4"x47 1/4"	± 9 mm	Polished I Velvet
AJIE Silver Majestic Polished AJIK Silver Majestic Velvet		
<b>120x240 cm</b> - 47 1/4"x94 1/2"	± 9 mm	Polished
AJH9 Silver Majestic Polished		
<b>120x278 cm</b> - 47 1/4"x109 1/2"	± 6 mm	Polished
AJH4 Silver Majestic Polished		

MARVEL MERAVIGLIA  
SILVER MAJESTIC  
KIT ENDLESS<sup>(2)(3)</sup>



Sizes	Thickness	Surface finish
<b>120x278 cm</b> - 47 1/4"x109 1/2"	± 6 mm	Polished
AKQU Silver Majestic Polished Kit Endless		



LIGHT GREY STONE

Sizes	Thickness	Surface finish
<b>160x320 cm</b> - 63"x126"	± 6 mm	Silk
ABGZ Light Grey Stone Silk		
<b>162x324 cm</b> - 63 3/4"x127 1/2"	P.366	
SINGLE SLAB NON-RECTIFIED FOR COUNTERTOPS & FURNITURE		

## Marble Look

INDEX



PRODUCT  
FINDER



SURFACE  
RANGE



COMPANY



COLLECTIONS



LARGE SIZES



MARBLE LOOK

CONCRETE LOOK  
WOOD LOOK  
STONE LOOK  
COLOR & DECOR LOOK

SLABS FOR  
COUNTERTOPS  
& FURNITURE



FURNITURE



FACADES



TECHNICAL  
SPECIFICATIONS



<sup>(1)</sup> The various graphics of the product are distributed randomly in the boxes, without the possibility of choosing between the available patterns.

(translations: page 365)



# Large Sizes<sup>(1)</sup>

## Porcelain Tiles



MARVEL MERAVIGLIA  
GRIGIO ELEGANTE

MARVEL MERAVIGLIA  
GRIGIO ELEGANTE  
KIT ENDLESS<sup>(2)(3)</sup>



Sizes	Thickness	Surface finish
<b>120x120 cm</b> - 47 <sup>1</sup> / <sub>4</sub> "x47 <sup>1</sup> / <sub>4</sub> "	± 9 mm	Polished I Velvet
AJIF Grigio Elegante Polished AJIL Grigio Elegante Velvet		
<b>120x240 cm</b> - 47 <sup>1</sup> / <sub>4</sub> "x94 <sup>1</sup> / <sub>2</sub> "	± 9 mm	Polished
AJIA Grigio Elegante Polished		
<b>120x278 cm</b> - 47 <sup>1</sup> / <sub>4</sub> "x109 <sup>1</sup> / <sub>2</sub> "	± 6 mm	Polished
AJH5 Grigio Elegante Polished		

Sizes	Thickness	Surface finish
<b>120x278 cm</b> - 47 <sup>1</sup> / <sub>4</sub> "x109 <sup>1</sup> / <sub>2</sub> "	± 6 mm	Polished
AKQV Grigio Elegante Polished Kit Endless		



MARVEL PRO  
GREY FLEURY

Sizes	Thickness	Surface finish
<b>120x120 cm</b> - 47 <sup>1</sup> / <sub>4</sub> "x47 <sup>1</sup> / <sub>4</sub> "	± 9 mm	Polished I Matte
A21O Grey Fleury Polished A2Ø5 Grey Fleury Matte <a href="#">Sensitech</a>		
<b>120x278 cm</b> - 47 <sup>1</sup> / <sub>4</sub> "x109 <sup>1</sup> / <sub>2</sub> "	± 6 mm	Polished I Matte
A2RX Grey Fleury Polished A2RT Grey Fleury Matte		



MARVEL X  
FIOR DI BOSCO

Sizes	Thickness	Surface finish
<b>120x120 cm</b> - 47 <sup>1</sup> / <sub>4</sub> "x47 <sup>1</sup> / <sub>4</sub> "	± 9 mm	Polished I Silk
AFVA Fior di Bosco Polished AFVN Fior di Bosco Silk		
<b>120x240 cm</b> - 47 <sup>1</sup> / <sub>4</sub> "x94 <sup>1</sup> / <sub>2</sub> "	± 9 mm	Polished
AFU6 Fior di Bosco		
<b>120x278 cm</b> - 47 <sup>1</sup> / <sub>4</sub> "x109 <sup>1</sup> / <sub>2</sub> "	± 6 mm	Polished I Silk
AFUW Fior di Bosco Polished AFU1 Fior di Bosco Silk		

atlas<sup>PLAN</sup>

<b>160x320 cm</b> - 63"x126"	± 6 mm	Polished
AJRV Fior di Bosco Polished		

<b>162x324 cm</b> - 63 <sup>3</sup> / <sub>4</sub> "x127 <sup>1</sup> / <sub>2</sub> "	P.366
SINGLE SLAB NON-RECTIFIED FOR COUNTERTOPS & FURNITURE	

MARVEL X  
FIOR DI BOSCO  
BOOKMATCH<sup>(3)(5)</sup>



Sizes	Thickness	Surface finish
<b>160x320 cm</b> - 63"x126"	± 6 mm	Polished
AJRW Fior di Bosco Bookmatch Polished		

atlas<sup>PLAN</sup>

## Marble Look



MARVEL  
GREY STONE

Sizes	Thickness	Surface finish
<b>120x120 cm</b> - 47 <sup>1</sup> / <sub>4</sub> "x47 <sup>1</sup> / <sub>4</sub> "	± 9 mm	Polished I Matte
AY2S Grey Stone Polished AEQY Grey Stone Matte <a href="#">Sensitech</a>		
<b>120x240 cm</b> - 47 <sup>1</sup> / <sub>4</sub> "x94 <sup>1</sup> / <sub>2</sub> "	± 9 mm	Polished
AY2O Grey Stone		
<b>120x278 cm</b> - 47 <sup>1</sup> / <sub>4</sub> "x109 <sup>1</sup> / <sub>2</sub> "	± 6 mm	Polished I Matte
AQOD Grey Stone Polished A2RP Grey Stone Matte		

atlas<sup>PLAN</sup>

<b>160x320 cm</b> - 63"x126"	± 6 mm	Silk
AJKX Grey Stone Silk		

<b>162x324 cm</b> - 63 <sup>3</sup> / <sub>4</sub> "x127 <sup>1</sup> / <sub>2</sub> "	P.366
SINGLE SLAB NON-RECTIFIED FOR COUNTERTOPS & FURNITURE	

INDEX



PRODUCT  
FINDER



SURFACE  
RANGE



COMPANY



COLLECTIONS



LARGE SIZES



MARBLE LOOK  
CONCRETE LOOK  
WOOD LOOK  
STONE LOOK  
COLOR & DECOR LOOK

SLABS FOR  
COUNTERTOPS  
& FURNITURE



FURNITURE



FACADES



TECHNICAL  
SPECIFICATIONS



<sup>(1)</sup> The various graphics of the product are distributed randomly in the boxes, without the possibility of choosing between the available patterns.

(translations: page 365)



# Large Sizes<sup>(1)</sup>

## Porcelain Tiles



PRECIOUS BROWN  
BOOKMATCH<sup>(3)(5)</sup>



**Sizes**      **Thickness**      **Surface finish**

atlas<sup>PLAN</sup>


**160x320 cm** - 63"x126"      ± 6 mm      Silk  
AKGC Precious Brown Bookmatch Silk



MARVEL DREAM  
GRIGIO INTENSO

**Sizes**      **Thickness**      **Surface finish**

**120x278 cm** - 47<sup>1</sup>/<sub>4</sub>"x109<sup>1</sup>/<sub>2</sub>"      ± 6 mm      Polished  
AOSF Grigio Intenso



MARVEL DREAM  
BLACK ATLANTIS

**Sizes**      **Thickness**      **Surface finish**

**120x120 cm** - 47<sup>1</sup>/<sub>4</sub>"x47<sup>1</sup>/<sub>4</sub>"      ± 9 mm      Polished | Matte  
AL7P Black Atlantis Polished  
A2ØZ Black Atlantis Matte [Sensitech](#)

**120x240 cm** - 47<sup>1</sup>/<sub>4</sub>"x94<sup>1</sup>/<sub>2</sub>"      ± 9 mm      Polished  
AO3R Black Atlantis

**120x278 cm** - 47<sup>1</sup>/<sub>4</sub>"x109<sup>1</sup>/<sub>2</sub>"      ± 6 mm      Polished | Matte  
AOSG Black Atlantis Polished  
A2RQ Black Atlantis Matte

atlas<sup>PLAN</sup>

**162x324 cm** - 63<sup>3</sup>/<sub>4</sub>"x127<sup>1</sup>/<sub>2</sub>"      P.366  
SINGLE SLAB NON-RECTIFIED  
FOR COUNTERTOPS & FURNITURE



MARVEL MERAVIGLIA  
BLACK ORIGIN


**Sizes**      **Thickness**      **Surface finish**

**120x120 cm** - 47<sup>1</sup>/<sub>4</sub>"x47<sup>1</sup>/<sub>4</sub>"      ± 9 mm      Polished | Velvet  
AJIG Black Origin Polished  
AJIM Black Origin Velvet

**120x240 cm** - 47<sup>1</sup>/<sub>4</sub>"x94<sup>1</sup>/<sub>2</sub>"      ± 9 mm      Polished  
AJIB Black Origin Polished

**120x278 cm** - 47<sup>1</sup>/<sub>4</sub>"x109<sup>1</sup>/<sub>2</sub>"      ± 6 mm      Polished  
AJH6 Black Origin Polished

MARVEL MERAVIGLIA  
BLACK ORIGIN  
KIT ENDLESS<sup>(2)(3)</sup>



**120x278 cm** - 47<sup>1</sup>/<sub>4</sub>"x109<sup>1</sup>/<sub>2</sub>"      ± 6 mm      Polished  
AKQW Black Origin Polished Kit Endless

## Marble Look

INDEX



PRODUCT  
FINDER



SURFACE  
RANGE



COMPANY



COLLECTIONS



LARGE SIZES



MARBLE LOOK

CONCRETE LOOK  
WOOD LOOK  
STONE LOOK  
COLOR & DECOR LOOK

SLABS FOR  
COUNTERTOPS  
& FURNITURE



FURNITURE



FACADES



TECHNICAL  
SPECIFICATIONS







<sup>(1)</sup> The various graphics of the product are distributed randomly in the boxes, without the possibility of choosing between the available patterns.

(translations: page 365)



# Large Sizes<sup>(1)</sup>

## Porcelain Tiles



Sizes	Thickness	Surface finish
<b>160x320 cm</b> - 63"x126"	± 6 mm	Polished   Silk
AJKW Nero Marquina Polished AJK2 Nero Marquina Silk		
<b>162x324 cm</b> - 63 3/4"x127 1/2"	P.366	
SINGLE SLAB NON-RECTIFIED FOR COUNTERTOPS & FURNITURE		

Sizes	Thickness	Surface finish
<b>120x120 cm</b> - 47 1/4"x47 1/4"	± 9 mm	Polished
AJBN Noir Polished		
<b>120x240 cm</b> - 47 1/4"x94 1/2"	± 9 mm	Polished
AJBJ Noir Polished		
<b>120x278 cm</b> - 47 1/4"x109 1/2"	± 6 mm	Polished
AJAK Noir Polished		

Sizes	Thickness	Surface finish
<b>120x120 cm</b> - 47 1/4"x47 1/4"	± 9 mm	Polished
AFXO Calacatta Black Polished		
<b>120x278 cm</b> - 47 1/4"x109 1/2"	± 6 mm	Polished
AFXV Calacatta Black Polished		

Sizes	Thickness	Surface finish
<b>120x278 cm</b> - 47 1/4"x109 1/2"	± 6 mm	Polished
AL2I Ultramarine 120x278*		
<small>* Ultramarine 120x278 cm: Glazed Porcelain tiles</small>		

Sizes	Thickness	Surface finish
<b>120x278 cm</b> - 47 1/4"x109 1/2"	± 6 mm	Polished
AJAL Sky Polished		

Sizes	Thickness	Surface finish
<b>120x278 cm</b> - 47 1/4"x109 1/2"	± 6 mm	Polished
AJAM Quartz Polished		

## Marble Look

INDEX



PRODUCT FINDER



SURFACE RANGE



COMPANY



COLLECTIONS



LARGE SIZES



MARBLE LOOK  
CONCRETE LOOK  
WOOD LOOK  
STONE LOOK  
COLOR & DECOR LOOK

SLABS FOR COUNTERTOPS & FURNITURE



FURNITURE



FACADES



TECHNICAL SPECIFICATIONS



<sup>(1)</sup> The various graphics of the product are distributed randomly in the boxes, without the possibility of choosing between the available patterns.

(translations: page 365)



# Large Sizes<sup>(1)</sup>

## Porcelain Tiles



BOOST BALANCE  
PURE

Sizes	Thickness	Surface finish
<b>120x120 cm</b> - 47 1/4" x 47 1/4"	± 9 mm	Matte   Velvet   Grip
AJMS Pure Matte <a href="#">Sensitech</a>		
AJM2 Pure Velvet		
AJNC Pure Grip <a href="#">Sensitech</a>		
<b>120x278 cm</b> - 47 1/4" x 109 1/2"	± 6 mm	Matte
AJMI Pure		



BOOST PRO  
IVORY

Sizes	Thickness	Surface finish
<b>120x120 cm</b> - 47 1/4" x 47 1/4"	± 6 mm	Matte
AJMU Ivory Matte <a href="#">Sensitech</a>		
AJNE Ivory Grip <a href="#">Sensitech</a>		
AØCQ Ivory 6 mm		
AØAF Ivory 9 mm Matte <a href="#">Sensitech</a>		
AØAO Ivory 9 mm Grip <a href="#">Sensitech</a>		
<b>120x240 cm</b> - 47 1/4" x 94 1/2"	± 9 mm	Matte
AØCF Ivory Matte <a href="#">Sensitech</a>		
<b>120x278 cm</b> - 47 1/4" x 109 1/2"	± 6 mm	Matte
AØCK Ivory		



BOOST BALANCE  
IVORY

Sizes	Thickness	Surface finish
<b>120x120 cm</b> - 47 1/4" x 47 1/4"	± 9 mm	Matte   Velvet   Grip
AJMU Ivory Matte <a href="#">Sensitech</a>		
AJM4 Ivory Velvet		
AJNE Ivory Grip <a href="#">Sensitech</a>		
<b>120x278 cm</b> - 47 1/4" x 109 1/2"	± 6 mm	Matte
AJMK Ivory		



BOOST NATURAL  
KAOLIN

Sizes	Thickness	Surface finish
<b>120x120 cm</b> - 47 1/4" x 47 1/4"	± 9 mm	Matte   Grip
A65N Kaolin Matte <a href="#">Sensitech</a>		
A653 Kaolin Grip <a href="#">Sensitech</a>		
<b>120x120 cm</b> - 47 1/4" x 47 1/4"	± 20 mm	Outdoor
A7Q7 Kaolin 20 mm Outdoor <a href="#">Sensitech</a>		
<b>120x278 cm</b> - 47 1/4" x 109 1/2"	± 6 mm	Matte
A67B Kaolin		



PRISM  
CORD

Sizes	Thickness	Surface finish
<b>120x120 cm</b> - 47 1/4" x 47 1/4"	± 9 mm	Silk   Matte   Grip
A4ON Cord Silk		
A4OH Cord Matte <a href="#">Sensitech</a>		
A5OJ Cord Grip <a href="#">Sensitech</a>		
<b>120x120 cm</b> - 47 1/4" x 47 1/4"	± 20 mm	Outdoor
A5ON Cord 20 mm Outdoor <a href="#">Sensitech</a>		
<b>120x278 cm</b> - 47 1/4" x 109 1/2"	± 6 mm	Matte
A4UQ Cord		



BOOST BALANCE  
CREAM

Sizes	Thickness	Surface finish
<b>120x120 cm</b> - 47 1/4" x 47 1/4"	± 9 mm	Matte   Velvet   Grip
AJMV Cream Matte <a href="#">Sensitech</a>		
AJM5 Cream Velvet		
AJNF Cream Grip <a href="#">Sensitech</a>		
<b>120x278 cm</b> - 47 1/4" x 109 1/2"	± 6 mm	Matte
AJML Cream		

## Concrete Look

INDEX



PRODUCT  
FINDER



SURFACE  
RANGE



COMPANY



COLLECTIONS



LARGE SIZES



MARBLE LOOK

CONCRETE LOOK

WOOD LOOK

STONE LOOK

COLOR & DECOR LOOK

SLABS FOR  
COUNTERTOPS  
& FURNITURE



FURNITURE



FACADES



TECHNICAL  
SPECIFICATIONS



<sup>(1)</sup> The various graphics of the product are distributed randomly in the boxes, without the possibility of choosing between the available patterns.

(translations: page 365)



# Large Sizes<sup>(1)</sup>

## Porcelain Tiles



BOOST PRO CREAM

Sizes	Thickness	Surface finish
120x120 cm - 47 1/4" x 47 1/4"	± 6 mm	Matte
	± 9 mm	Matte   Grip
AØCR Cream 6 mm		
AØAH Cream 9 mm Matte <a href="#">Sensitech</a>		
AØAQ Cream Grip <a href="#">Sensitech</a>		
120x120 cm - 47 1/4" x 47 1/4"	± 20 mm	Outdoor
A3DD Cream 20 mm Outdoor <a href="#">Sensitech</a>		
120x240 cm - 47 1/4" x 94 1/2"	± 9 mm	Matte
AØCG Cream Matte <a href="#">Sensitech</a>		
120x278 cm - 47 1/4" x 109 1/2"	± 6 mm	Matte
AØCM Cream		



BOOST NATURAL ASH

Sizes	Thickness	Surface finish
120x120 cm - 47 1/4" x 47 1/4"	± 9 mm	Matte   Grip
A6WT Ash Matte <a href="#">Sensitech</a>		
A654 Ash Grip <a href="#">Sensitech</a>		
120x120 cm - 47 1/4" x 47 1/4"	± 20 mm	Outdoor
A7Q8 Ash 20 mm Outdoor <a href="#">Sensitech</a>		
120x278 cm - 47 1/4" x 109 1/2"	± 6 mm	Matte
A67C Ash		




BOOST BALANCE ASH

Sizes	Thickness	Surface finish
120x120 cm - 47 1/4" x 47 1/4"	± 9 mm	Matte   Velvet   Grip
AJMW Ash Matte <a href="#">Sensitech</a>		
AJM6 Ash Velvet		
AJNG Ash Grip <a href="#">Sensitech</a>		
120x120 cm - 47 1/4" x 47 1/4"	± 20 mm	Outdoor
AJPF Ash 20 mm Outdoor <a href="#">Sensitech</a>		
120x278 cm - 47 1/4" x 109 1/2"	± 6 mm	Matte
AJMM Ash		

### atlasPLAN

160x320 cm - 63" x 126"	± 6 mm	Matte
AJG4 Ash		

162x324 cm - 63 3/4" x 127 1/2" P.366  
SINGLE SLAB NON-RECTIFIED FOR COUNTERTOPS & FURNITURE



BOOST PRO CLAY

Sizes	Thickness	Surface finish
120x120 cm - 47 1/4" x 47 1/4"	± 6 mm	Matte
AØCS Clay 6 mm		
AØAJ Clay 9 mm Matte <a href="#">Sensitech</a>		
AØBV Clay Grip <a href="#">Sensitech</a>		
120x120 cm - 47 1/4" x 47 1/4"	± 20 mm	Outdoor
A3DE Clay 20 mm Outdoor <a href="#">Sensitech</a>		
120x240 cm - 47 1/4" x 94 1/2"	± 9 mm	Matte
AØCJ Clay Matte <a href="#">Sensitech</a>		

120x278 cm - 47 1/4" x 109 1/2"	± 6 mm	Matte
AØCN Clay		

160x160 cm - 63" x 63"	± 6 mm	Matte
AØQG Clay		

### atlasPLAN

160x320 cm - 63" x 126"	± 6 mm	Hammered
AØQE Clay		



BOOST NATURAL ECRU

Sizes	Thickness	Surface finish
120x120 cm - 47 1/4" x 47 1/4"	± 9 mm	Matte   Grip
A6WU Ecreu Matte <a href="#">Sensitech</a>		
A655 Ecreu Grip <a href="#">Sensitech</a>		
120x120 cm - 47 1/4" x 47 1/4"	± 20 mm	Outdoor
A7Q9 Ecreu 20 mm Outdoor <a href="#">Sensitech</a>		
120x278 cm - 47 1/4" x 109 1/2"	± 6 mm	Matte
A67D Ecreu		

### atlasPLAN

162x324 cm - 63 3/4" x 127 1/2" P.366  
SINGLE SLAB NON-RECTIFIED FOR COUNTERTOPS & FURNITURE



BOOST NATURAL CORAL

Sizes	Thickness	Surface finish
120x120 cm - 47 1/4" x 47 1/4"	± 9 mm	Matte
A65R Coral Matte <a href="#">Sensitech</a>		
120x278 cm - 47 1/4" x 109 1/2"	± 6 mm	Matte
A67H Coral		

## Concrete Look

<sup>(1)</sup> The various graphics of the product are distributed randomly in the boxes, without the possibility of choosing between the available patterns.

(translations: page 365)

INDEX



PRODUCT FINDER



SURFACE RANGE



COMPANY



COLLECTIONS



LARGE SIZES



MARBLE LOOK

CONCRETE LOOK

WOOD LOOK

STONE LOOK

COLOR & DECOR LOOK

SLABS FOR COUNTERTOPS & FURNITURE



FURNITURE



FACADES




TECHNICAL SPECIFICATIONS





# Large Sizes<sup>(1)</sup>

## Porcelain Tiles



## Concrete Look

Sizes	Thickness	Surface finish
<b>120x120 cm</b> - 47 1/4" x 47 1/4"	± 9 mm	Silk   Matte   Grip
A4OM Suede Silk		
A4OG Suede Matte <a href="#">Sensitech</a>		
A5OI Suede Grip <a href="#">Sensitech</a>		
<b>120x120 cm</b> - 47 1/4" x 47 1/4"	± 20 mm	Outdoor
A5OM Suede 20 mm Outdoor <a href="#">Sensitech</a>		
<b>120x278 cm</b> - 47 1/4" x 109 1/2"	± 6 mm	Matte
A4UP Suede		

Sizes	Thickness	Surface finish
<b>120x120 cm</b> - 47 1/4" x 47 1/4"	± 6 mm	Matte
A65O UMBER Matte <a href="#">Sensitech</a>		
A656 UMBER Grip <a href="#">Sensitech</a>		
<b>120x120 cm</b> - 47 1/4" x 47 1/4"	± 9 mm	Matte   Grip
AØCT Taupe 6 mm		
AØAL Taupe 9 mm Matte <a href="#">Sensitech</a>		
AØBW Taupe Grip <a href="#">Sensitech</a>		
<b>120x120 cm</b> - 47 1/4" x 47 1/4"	± 20 mm	Outdoor
A3DF Taupe 20 mm Outdoor <a href="#">Sensitech</a>		
<b>120x240 cm</b> - 47 1/4" x 94 1/2"	± 9 mm	Matte
AØCH Taupe Matte <a href="#">Sensitech</a>		
<b>120x278 cm</b> - 47 1/4" x 109 1/2"	± 6 mm	Matte
AØCO Taupe		
<b>160x160 cm</b> - 63" x 63"	± 6 mm	Matte
AØQH Taupe		
<b>atlas</b> PLAN		
<b>160x320 cm</b> - 63" x 126"	± 6 mm	Hammered
AØQF Taupe Hammered		

Sizes	Thickness	Surface finish
<b>120x120 cm</b> - 47 1/4" x 47 1/4"	± 9 mm	Matte   Grip
A65O UMBER Matte <a href="#">Sensitech</a>		
A656 UMBER Grip <a href="#">Sensitech</a>		
<b>120x278 cm</b> - 47 1/4" x 109 1/2"	± 6 mm	Matte
A67E UMBER		

Sizes	Thickness	Surface finish
<b>120x120 cm</b> - 47 1/4" x 47 1/4"	± 6 mm	Matte
A65O UMBER Matte <a href="#">Sensitech</a>		
A656 UMBER Grip <a href="#">Sensitech</a>		
<b>120x120 cm</b> - 47 1/4" x 47 1/4"	± 9 mm	Matte   Grip
AØCU Tobacco 6 mm		
AØAN Tobacco 9 mm Matte <a href="#">Sensitech</a>		
AØBX Tobacco Grip <a href="#">Sensitech</a>		
<b>120x120 cm</b> - 47 1/4" x 47 1/4"	± 20 mm	Outdoor
A3DH Tobacco 20 mm Outdoor <a href="#">Sensitech</a>		
<b>120x240 cm</b> - 47 1/4" x 94 1/2"	± 9 mm	Matte
AØCI Tobacco Matte <a href="#">Sensitech</a>		
<b>120x278 cm</b> - 47 1/4" x 109 1/2"	± 6 mm	Matte
AØCP Tobacco		

Sizes	Thickness	Surface finish
<b>120x120 cm</b> - 47 1/4" x 47 1/4"	± 9 mm	Matte   Velvet   Grip
AJMX Moon Matte <a href="#">Sensitech</a>		
AJM7 Moon Velvet		
AJNH Moon Grip <a href="#">Sensitech</a>		
<b>120x278 cm</b> - 47 1/4" x 109 1/2"	± 6 mm	Matte
AJMN Moon		

Sizes	Thickness	Surface finish
<b>120x120 cm</b> - 47 1/4" x 47 1/4"	± 9 mm	Silk   Matte
A4OO Cotton Silk		
A4OI Cotton Matte <a href="#">Sensitech</a>		
<b>120x278 cm</b> - 47 1/4" x 109 1/2"	± 6 mm	Matte
A4UR Cotton		

<sup>(1)</sup> The various graphics of the product are distributed randomly in the boxes, without the possibility of choosing between the available patterns.

(translations: page 365)

INDEX



PRODUCT FINDER



SURFACE RANGE



COMPANY



COLLECTIONS



LARGE SIZES



MARBLE LOOK  
CONCRETE LOOK  
WOOD LOOK  
STONE LOOK  
COLOR & DECOR LOOK

SLABS FOR COUNTERTOPS & FURNITURE



FURNITURE



FACADES




TECHNICAL SPECIFICATIONS





# Large Sizes<sup>(1)</sup>

## Porcelain Tiles



Sizes	Thickness	Surface finish
<b>120x120 cm</b> - 47 1/4" x 47 1/4"	± 9 mm	Matte   Velvet   Grip
AJMT White Matte <a href="#">Sensitech</a>		
AJM3 White Velvet		
AJND White Grip <a href="#">Sensitech</a>		
<b>120x120 cm</b> - 47 1/4" x 47 1/4"	± 20 mm	Outdoor
AJPE White 20 mm Outdoor <a href="#">Sensitech</a>		
<b>120x278 cm</b> - 47 1/4" x 109 1/2"	± 6 mm	Matte
AJMJ White		

Sizes	Thickness	Surface finish
<b>120x120 cm</b> - 47 1/4" x 47 1/4"	± 6 mm	Matte
A2TK White 6 mm		
AMGI White 9 mm Matte <a href="#">Sensitech</a>		
AMGN White 9 mm Grip <a href="#">Sensitech</a>		
<b>120x120 cm</b> - 47 1/4" x 47 1/4"	± 20 mm	Outdoor
AMG3 White 20 mm Outdoor <a href="#">Sensitech</a>		
<b>120x240 cm</b> - 47 1/4" x 94 1/2"	± 9 mm	Matte
AMGD White Matte <a href="#">Sensitech</a>		
<b>120x240 cm</b> - 47 1/4" x 94 1/2"	± 20 mm	Outdoor
A2RØ White 20 mm Outdoor <a href="#">Sensitech</a>		
<b>120x278 cm</b> - 47 1/4" x 109 1/2"	± 6 mm	Matte
AØBD White		
<b>160x160 cm</b> - 63" x 63"	± 6 mm	Matte
AØDE White RT		

**atlas**PLAN

<b>160x320 cm</b> - 63" x 126"	± 6 mm	Hammered
AOSZ White Hammered		
<b>162x324 cm</b> - 63 3/4" x 127 1/2"	P.366	
SINGLE SLAB NON-RECTIFIED FOR COUNTERTOPS & FURNITURE		

Sizes	Thickness	Surface finish
<b>120x120 cm</b> - 47 1/4" x 47 1/4"	± 9 mm	Matte   Velvet   Grip
AJMY Pearl Matte <a href="#">Sensitech</a>		
AJM8 Pearl Velvet		
AJNI Pearl Grip <a href="#">Sensitech</a>		
<b>120x120 cm</b> - 47 1/4" x 47 1/4"	± 20 mm	Outdoor
AJMH Pearl 20 mm Outdoor <a href="#">Sensitech</a>		
<b>120x278 cm</b> - 47 1/4" x 109 1/2"	± 6 mm	Matte
AJMO Pearl 120x278		

Sizes	Thickness	Surface finish
<b>120x120 cm</b> - 47 1/4" x 47 1/4"	± 9 mm	Silk   Matte   Grip
A4OP Cloud Silk		
A4OJ Cloud Matte <a href="#">Sensitech</a>		
A5OK Cloud Grip <a href="#">Sensitech</a>		
<b>120x120 cm</b> - 47 1/4" x 47 1/4"	± 20 mm	Outdoor
A5OO Cloud 20 mm Outdoor <a href="#">Sensitech</a>		
<b>120x278 cm</b> - 47 1/4" x 109 1/2"	± 6 mm	Matte
A4US Cloud		

Sizes	Thickness	Surface finish
<b>120x120 cm</b> - 47 1/4" x 47 1/4"	± 6 mm	Matte
A2TM Pearl 6 mm		
AMGJ Pearl 9 mm Matte <a href="#">Sensitech</a>		
AMGO Pearl 9 mm Grip <a href="#">Sensitech</a>		
<b>120x240 cm</b> - 47 1/4" x 94 1/2"	± 9 mm	Matte
AMGE Pearl Matte <a href="#">Sensitech</a>		
<b>120x278 cm</b> - 47 1/4" x 109 1/2"	± 6 mm	Matte
AØBE Pearl		

Sizes	Thickness	Surface finish
<b>120x120 cm</b> - 47 1/4" x 47 1/4"	± 6 mm	Matte
A2TN Grey 6 mm		
AMGK Grey 9 mm Matte <a href="#">Sensitech</a>		
AMGP Grey 9 mm Grip <a href="#">Sensitech</a>		
<b>120x120 cm</b> - 47 1/4" x 47 1/4"	± 20 mm	Outdoor
AMG5 Boost Grey 20 mm Outdoor <a href="#">Sensitech</a>		
<b>120x240 cm</b> - 47 1/4" x 94 1/2"	± 9 mm	Matte
AMGF Grey Matte <a href="#">Sensitech</a>		
<b>120x240 cm</b> - 47 1/4" x 94 1/2"	± 20 mm	Outdoor
A2R9 Grey 20 mm Outdoor <a href="#">Sensitech</a>		
<b>120x278 cm</b> - 47 1/4" x 109 1/2"	± 6 mm	Matte
AØBF Grey		
<b>160x160 cm</b> - 63" x 63"	± 6 mm	Matte
A68K Grey RT		

**atlas**PLAN

<b>160x320 cm</b> - 63" x 126"	± 6 mm	Hammered
A68I Grey Hammered		
<b>162x324 cm</b> - 63 3/4" x 127 1/2"	P.366	
SINGLE SLAB NON-RECTIFIED FOR COUNTERTOPS & FURNITURE		

## Concrete Look

INDEX



PRODUCT FINDER



SURFACE RANGE



COMPANY



COLLECTIONS



LARGE SIZES



MARBLE LOOK

CONCRETE LOOK

WOOD LOOK

STONE LOOK

COLOR & DECOR LOOK

SLABS FOR COUNTERTOPS & FURNITURE



FURNITURE



FACADES



TECHNICAL SPECIFICATIONS



<sup>(1)</sup> The various graphics of the product are distributed randomly in the boxes, without the possibility of choosing between the available patterns.

(translations: page 365)



# Large Sizes<sup>(1)</sup>

## Porcelain Tiles



Sizes	Thickness	Surface finish
<b>120x120 cm</b> - 47 1/4" x 47 1/4"	± 9 mm	Matte   Velvet   Grip
AJMZ Grey Matte <a href="#">Sensitech</a>		
AJM9 Grey Velvet		
AJNJ Grey Grip <a href="#">Sensitech</a>		
<b>120x120 cm</b> - 47 1/4" x 47 1/4"	± 20 mm	Outdoor
AJPG Grey 20 mm Outdoor <a href="#">Sensitech</a>		
<b>120x278 cm</b> - 47 1/4" x 109 1/2"	± 6 mm	Matte
AJMP Grey		



Sizes	Thickness	Surface finish
<b>120x120 cm</b> - 47 1/4" x 47 1/4"	± 9 mm	Silk   Matte   Grip
A4OQ Fog Silk		
A4OK Fog Matte <a href="#">Sensitech</a>		
A5OL Fog Grip <a href="#">Sensitech</a>		
<b>120x120 cm</b> - 47 1/4" x 47 1/4"	± 20 mm	Outdoor
A5OP Fog 20 mm Outdoor <a href="#">Sensitech</a>		
<b>120x278 cm</b> - 47 1/4" x 109 1/2"	± 6 mm	Matte
A4UT Fog		



Sizes	Thickness	Surface finish
<b>120x120 cm</b> - 47 1/4" x 47 1/4"	± 9 mm	Matte   Velvet   Grip
AJMØ Smoke Matte <a href="#">Sensitech</a>		
AJNA Smoke Velvet		
AJNK Grey Smoke <a href="#">Sensitech</a>		
<b>120x278 cm</b> - 47 1/4" x 109 1/2"	± 6 mm	Matte
AJMQ Smoke		



Sizes	Thickness	Surface finish
<b>120x120 cm</b> - 47 1/4" x 47 1/4"	± 6 mm	Matte
AJMØ Smoke Matte <a href="#">Sensitech</a>		
A2TO Smoke 6 mm		
AMGL Smoke 9 mm Matte <a href="#">Sensitech</a>		
AMGQ Smoke Grip <a href="#">Sensitech</a>		
<b>120x120 cm</b> - 47 1/4" x 47 1/4"	± 20 mm	Outdoor
AMG6 Smoke 20 mm Outdoor <a href="#">Sensitech</a>		
<b>120x240 cm</b> - 47 1/4" x 94 1/2"	± 9 mm	Matte
AMGG Smoke Matte <a href="#">Sensitech</a>		
<b>120x278 cm</b> - 47 1/4" x 109 1/2"	± 6 mm	Matte
AØBG Smoke		
<b>160x160 cm</b> - 63" x 63"	± 6 mm	Matte
AØDF Smoke RT		

atlasPLAN		
<b>160x320 cm</b> - 63" x 126"	± 6 mm	Hammered
AO5Ø Smoke Hammered		
<b>162x324 cm</b> - 63 3/4" x 127 1/2"	P.366	
SINGLE SLAB NON-RECTIFIED FOR COUNTERTOPS & FURNITURE		



Sizes	Thickness	Surface finish
<b>120x120 cm</b> - 47 1/4" x 47 1/4"	± 9 mm	Matte   Grip
A65P Coal Matte <a href="#">Sensitech</a>		
A657 Coal Grip <a href="#">Sensitech</a>		
<b>120x278 cm</b> - 47 1/4" x 109 1/2"	± 6 mm	Matte
A67F Coal		



Sizes	Thickness	Surface finish
<b>120x120 cm</b> - 47 1/4" x 47 1/4"	± 9 mm	Matte   Velvet   Grip
AJM1 Tarmac Matte <a href="#">Sensitech</a>		
AJNB Tarmac Velvet		
AJNL Tarmac Grip <a href="#">Sensitech</a>		
<b>120x278 cm</b> - 47 1/4" x 109 1/2"	± 6 mm	Matte
AJMR Tarmac		

## Concrete Look

INDEX



PRODUCT FINDER



SURFACE RANGE



COMPANY



COLLECTIONS



LARGE SIZES



MARBLE LOOK

CONCRETE LOOK

WOOD LOOK

STONE LOOK

COLOR & DECOR LOOK

SLABS FOR COUNTERTOPS & FURNITURE



FURNITURE



FACADES



TECHNICAL SPECIFICATIONS



<sup>(1)</sup> The various graphics of the product are distributed randomly in the boxes, without the possibility of choosing between the available patterns.

(translations: page 365)

Sensitech P.402

Velvetech P.403







# Large Sizes<sup>(1)</sup>

## Porcelain Tiles

### Concrete Look

### Wood Look

### Stone Look



Sizes	Thickness	Surface finish
<b>120x120 cm</b> - 47 <sup>1</sup> / <sub>4</sub> "x47 <sup>1</sup> / <sub>4</sub> "	± 6 mm ± 9 mm	Matte Matte   Grip
A2TP Tarmac 6 mm AMGM Tarmac 9 mm Matte <a href="#">Sensitech</a> AMGR Tarmac 9 mm Grip <a href="#">Sensitech</a>		
<b>120x120 cm</b> - 47 <sup>1</sup> / <sub>4</sub> "x47 <sup>1</sup> / <sub>4</sub> "	± 20 mm	Outdoor
AMG7 Tarmac 20 mm Outdoor <a href="#">Sensitech</a>		
<b>120x240 cm</b> - 47 <sup>1</sup> / <sub>4</sub> "x94 <sup>1</sup> / <sub>2</sub> "	± 9 mm	Matte
AMGH Tarmac <a href="#">Sensitech</a>		
<b>120x278 cm</b> - 47 <sup>1</sup> / <sub>4</sub> "x109 <sup>1</sup> / <sub>2</sub> "	± 6 mm	Matte
AOQB Tarmac		
<b>160x160 cm</b> - 63"x63"	± 6 mm	Matte
A68L Tarmac RT		
<b>atlasPLAN</b>		
<b>160x320 cm</b> - 63"x126"	± 6 mm	Hammered
A68J Tarmac Hammered		
<b>162x324 cm</b> - 63 <sup>3</sup> / <sub>4</sub> "x127 <sup>1</sup> / <sub>2</sub> "	P.366	SINGLE SLAB NON-RECTIFIED FOR COUNTERTOPS & FURNITURE

Sizes	Thickness	Surface finish
<b>120x120 cm</b> - 47 <sup>1</sup> / <sub>4</sub> "x47 <sup>1</sup> / <sub>4</sub> "	± 9 mm	Silk   Matte
A4OR Graphite Silk A4OL Graphite Matte <a href="#">Sensitech</a>		
<b>120x278 cm</b> - 47 <sup>1</sup> / <sub>4</sub> "x109 <sup>1</sup> / <sub>2</sub> "	± 6 mm	Matte
A4UU Graphite		

Sizes	Thickness	Surface finish
<b>atlasPLAN</b>		
<b>160x320 cm</b> - 63"x126"	± 6 mm	Matte
AKFD Noce Canaletto Matte		
<b>162x324 cm</b> - 63 <sup>3</sup> / <sub>4</sub> "x127 <sup>1</sup> / <sub>2</sub> "	P.366	SINGLE SLAB NON-RECTIFIED FOR COUNTERTOPS & FURNITURE

Sizes	Thickness	Surface finish
<b>120x120 cm</b> - 47 <sup>1</sup> / <sub>4</sub> "x47 <sup>1</sup> / <sub>4</sub> "	± 9 mm	Matte
AHT6 White Matte <a href="#">Sensitech</a>		
<b>120x120 cm</b> - 47 <sup>1</sup> / <sub>4</sub> "x47 <sup>1</sup> / <sub>4</sub> "	± 20 mm	Outdoor
AH35 White 20 mm Outdoor <a href="#">Sensitech</a>		
<b>120x240 cm</b> - 47 <sup>1</sup> / <sub>4</sub> "x94 <sup>1</sup> / <sub>2</sub> "	± 9 mm	Matte
AHW1 White Elegant Matte <a href="#">Sensitech</a>		
<b>120x278 cm</b> - 47 <sup>1</sup> / <sub>4</sub> "x109 <sup>1</sup> / <sub>2</sub> "	± 6 mm	Matte
AHWW White Elegant		

Sizes	Thickness	Surface finish
<b>120x120 cm</b> - 47 <sup>1</sup> / <sub>4</sub> "x47 <sup>1</sup> / <sub>4</sub> "	± 9 mm	Matte
A8XD Ivory Matte <a href="#">Sensitech</a>		
<b>120x120 cm</b> - 47 <sup>1</sup> / <sub>4</sub> "x47 <sup>1</sup> / <sub>4</sub> "	± 20 mm	Outdoor
A84U Ivory 20 mm Outdoor <a href="#">Sensitech</a>		
<b>120x278 cm</b> - 47 <sup>1</sup> / <sub>4</sub> "x109 <sup>1</sup> / <sub>2</sub> "	± 6 mm	Matte
A8Y7 Ivory		

Sizes	Thickness	Surface finish
<b>120x120 cm</b> - 47 <sup>1</sup> / <sub>4</sub> "x47 <sup>1</sup> / <sub>4</sub> "	± 9 mm	Matte
A3DI Ivory Matte <a href="#">Sensitech</a>		
<b>120x278 cm</b> - 47 <sup>1</sup> / <sub>4</sub> "x109 <sup>1</sup> / <sub>2</sub> "	± 6 mm	Matte
A3EI Ivory		

<sup>(1)</sup> The various graphics of the product are distributed randomly in the boxes, without the possibility of choosing between the available patterns.

(translations: page 365)

INDEX



PRODUCT FINDER



SURFACE RANGE



COMPANY



COLLECTIONS



LARGE SIZES



MARBLE LOOK  
CONCRETE LOOK  
WOOD LOOK  
STONE LOOK  
COLOR & DECOR LOOK

SLABS FOR COUNTERTOPS & FURNITURE



FURNITURE



FACADES




TECHNICAL SPECIFICATIONS





# Large Sizes<sup>(1)</sup>

## Porcelain Tiles



BOOST STONE  
IVORY


Sizes	Thickness	Surface finish
120x120 cm - 47 1/4" x 47 1/4"	± 9 mm	Matte
A6QT Ivory Matte <a href="#">Sensitech</a>		

120x278 cm - 47 1/4" x 109 1/2"	± 6 mm	Matte
A6R8 Ivory Matte		

### atlasPLAN

160x320 cm - 63" x 126"	± 6 mm	Hammered
AJRX Ivory Hammered		

162x324 cm - 63 1/4" x 127 1/2"	P.366	
SINGLE SLAB NON-RECTIFIED FOR COUNTERTOPS & FURNITURE		




BOOST STONE  
WHITE

Sizes	Thickness	Surface finish
120x120 cm - 47 1/4" x 47 1/4"	± 9 mm	Matte
A6QS White Matte <a href="#">Sensitech</a>		

120x120 cm - 47 1/4" x 47 1/4"	± 20 mm	Outdoor
A67M White 20 mm Outdoor <a href="#">Sensitech</a>		

120x278 cm - 47 1/4" x 109 1/2"	± 6 mm	Matte
A6R7 White		




BOOST STONE  
CREAM

Sizes	Thickness	Surface finish
120x120 cm - 47 1/4" x 47 1/4"	± 9 mm	Matte
A6QU Cream Matte <a href="#">Sensitech</a>		

120x120 cm - 47 1/4" x 47 1/4"	± 20 mm	Outdoor
A67N Cream 20 mm Outdoor <a href="#">Sensitech</a>		


120x278 cm - 47 1/4" x 109 1/2"	± 6 mm	Matte
A6R9 Cream		



LIMS  
GREY

Sizes	Thickness	Surface finish
120x120 cm - 47 1/4" x 47 1/4"	± 9 mm	Matte
A3DK Grey <a href="#">Sensitech</a>		


120x278 cm - 47 1/4" x 109 1/2"	± 6 mm	Matte
A3EK Grey		



LIMS  
BEIGE

Sizes	Thickness	Surface finish
120x120 cm - 47 1/4" x 47 1/4"	± 9 mm	Matte
A3DJ Beige <a href="#">Sensitech</a>		

120x278 cm - 47 1/4" x 109 1/2"	± 6 mm	Matte
A3EJ Beige		



LIMS  
DESERT

Sizes	Thickness	Surface finish
120x120 cm - 47 1/4" x 47 1/4"	± 9 mm	Matte
A3DL Desert <a href="#">Sensitech</a>		

120x278 cm - 47 1/4" x 109 1/2"	± 6 mm	Matte
A3EL Desert		

## Stone Look

INDEX



PRODUCT  
FINDER



SURFACE  
RANGE



COMPANY



COLLECTIONS



LARGE SIZES



MARBLE LOOK  
CONCRETE LOOK  
WOOD LOOK  
STONE LOOK  
COLOR & DECOR LOOK

SLABS FOR  
COUNTERTOPS  
& FURNITURE



FURNITURE



FACADES



TECHNICAL  
SPECIFICATIONS



<sup>(1)</sup> The various graphics of the product are distributed randomly in the boxes, without the possibility of choosing between the available patterns.

(translations: page 365)



# Large Sizes<sup>(1)</sup>

## Porcelain Tiles



BOOST STONE  
CLAY




BOOST STONE  
TAUPE



BOOST STONE  
TOBACCO



BOOST MIX  
PEARL



BOOST STONE  
PEARL



BOOST MINERAL  
PEARL

## Stone Look

Sizes	Thickness	Surface finish
120x120 cm - 47 1/4" x 47 1/4"	± 9 mm	Matte
A6QV Clay Matte <a href="#">Sensitech</a>		
120x120 cm - 47 1/4" x 47 1/4"	± 20 mm	Outdoor
A67O Clay 20 mm Outdoor <a href="#">Sensitech</a>		
120x278 cm - 47 1/4" x 109 1/2"	± 6 mm	Matte
A6SA Clay		

Sizes	Thickness	Surface finish
120x120 cm - 47 1/4" x 47 1/4"	± 9 mm	Matte
A6QW Taupe Matte <a href="#">Sensitech</a>		
120x278 cm - 47 1/4" x 109 1/2"	± 6 mm	Matte
A6SB Taupe		

Sizes	Thickness	Surface finish
120x120 cm - 47 1/4" x 47 1/4"	± 9 mm	Matte
A6QZ Tobacco Matte <a href="#">Sensitech</a>		
120x278 cm - 47 1/4" x 109 1/2"	± 6 mm	Matte
A6SF Tobacco		

Sizes	Thickness	Surface finish
120x120 cm - 47 1/4" x 47 1/4"	± 9 mm	Matte
A8XE Pearl Matte <a href="#">Sensitech</a>		
120x120 cm - 47 1/4" x 47 1/4"	± 20 mm	Outdoor
A84V Pearl 20 mm Outdoor <a href="#">Sensitech</a>		
120x278 cm - 47 1/4" x 109 1/2"	± 6 mm	Matte
A8Y8 Pearl		

Sizes	Thickness	Surface finish
120x120 cm - 47 1/4" x 47 1/4"	± 9 mm	Matte
A6QX Pearl Matte <a href="#">Sensitech</a>		
120x278 cm - 47 1/4" x 109 1/2"	± 6 mm	Matte
A6SC Pearl		

Sizes	Thickness	Surface finish
120x120 cm - 47 1/4" x 47 1/4"	± 9 mm	Matte
AHT7 Pearl Matte <a href="#">Sensitech</a>		
120x240 cm - 47 1/4" x 94 1/2"	± 9 mm	Matte
AHW2 Pearl Elegant Matte <a href="#">Sensitech</a>		
120x278 cm - 47 1/4" x 109 1/2"	± 6 mm	Matte
AHWX Pearl Elegant		

<sup>(1)</sup> The various graphics of the product are distributed randomly in the boxes, without the possibility of choosing between the available patterns.

(translations: page 365)

INDEX



PRODUCT  
FINDER



SURFACE  
RANGE



COMPANY



COLLECTIONS



LARGE SIZES



MARBLE LOOK  
CONCRETE LOOK  
WOOD LOOK  
STONE LOOK  
COLOR & DECOR LOOK

SLABS FOR  
COUNTERTOPS  
& FURNITURE



FURNITURE



FACADES






TECHNICAL  
SPECIFICATIONS





# Large Sizes<sup>(1)</sup>

## Porcelain Tiles



## Stone Look

**Sizes**      **Thickness**      **Surface finish**

**120x120 cm** - 47<sup>1</sup>/<sub>4</sub>"x47<sup>1</sup>/<sub>4</sub>"      ± 9 mm      Matte  
AHT8 Grey Matte [Sensitech](#)

**120x120 cm** - 47<sup>1</sup>/<sub>4</sub>"x47<sup>1</sup>/<sub>4</sub>"      ± 20 mm      Outdoor  
AH36 Grey 20 mm Outdoor [Sensitech](#)

**120x240 cm** - 47<sup>1</sup>/<sub>4</sub>"x94<sup>1</sup>/<sub>2</sub>"      ± 9 mm      Matte  
AHW3 Grey Elegant Matte [Sensitech](#)

**120x240 cm** - 47<sup>1</sup>/<sub>4</sub>"x94<sup>1</sup>/<sub>2</sub>"      ± 20 mm      Outdoor  
AH34 Grey Elegant 20 mm Outdoor [Sensitech](#)

**120x278 cm** - 47<sup>1</sup>/<sub>4</sub>"x109<sup>1</sup>/<sub>2</sub>"      ± 6 mm      Matte  
AHWY Grey Elegant

### atlasPLAN

**160x320 cm** - 63"x126"      ± 6 mm      Hammered  
AKGA Grey Hammered

**162x324 cm** - 63<sup>3</sup>/<sub>4</sub>"x127<sup>1</sup>/<sub>2</sub>"      P.366  
SINGLE SLAB NON-RECTIFIED  
FOR COUNTERTOPS & FURNITURE

**Sizes**      **Thickness**      **Surface finish**

**160x320 cm** - 63"x126"      ± 6 mm      Hammered  
AJKP Kone Mix Hammerd

**162x324 cm** - 63<sup>3</sup>/<sub>4</sub>"x127<sup>1</sup>/<sub>2</sub>"      P.366  
SINGLE SLAB NON-RECTIFIED  
FOR COUNTERTOPS & FURNITURE

**Sizes**      **Thickness**      **Surface finish**

**120x120 cm** - 47<sup>1</sup>/<sub>4</sub>"x47<sup>1</sup>/<sub>4</sub>"      ± 9 mm      Matte  
A6QY Grey Matte [Sensitech](#)

**120x120 cm** - 47<sup>1</sup>/<sub>4</sub>"x47<sup>1</sup>/<sub>4</sub>"      ± 20 mm      Outdoor  
A67P Grey 20 mm Outdoor [Sensitech](#)

**120x278 cm** - 47<sup>1</sup>/<sub>4</sub>"x109<sup>1</sup>/<sub>2</sub>"      ± 6 mm      Matte  
A6SD Grey

**Sizes**      **Thickness**      **Surface finish**

**120x120 cm** - 47<sup>1</sup>/<sub>4</sub>"x47<sup>1</sup>/<sub>4</sub>"      ± 9 mm      Matte  
AHT9 Smoke [Sensitech](#)

**120x120 cm** - 47<sup>1</sup>/<sub>4</sub>"x47<sup>1</sup>/<sub>4</sub>"      ± 20 mm      Outdoor  
AH37 Smoke 20 mm Outdoor [Sensitech](#)

**120x240 cm** - 47<sup>1</sup>/<sub>4</sub>"x94<sup>1</sup>/<sub>2</sub>"      ± 9 mm      Matte  
AHW4 Smoke Elegant [Sensitech](#)

**120x278 cm** - 47<sup>1</sup>/<sub>4</sub>"x109<sup>1</sup>/<sub>2</sub>"      ± 6 mm      Matte  
AHWZ Smoke Elegant

**Sizes**      **Thickness**      **Surface finish**

**120x120 cm** - 47<sup>1</sup>/<sub>4</sub>"x47<sup>1</sup>/<sub>4</sub>"      ± 9 mm      Matte  
A6L8 Smoke [Sensitech](#)

**120x120 cm** - 47<sup>1</sup>/<sub>4</sub>"x47<sup>1</sup>/<sub>4</sub>"      ± 20 mm      Outdoor  
A7II Smoke 20 mm Outdoor [Sensitech](#)

**120x278 cm** - 47<sup>1</sup>/<sub>4</sub>"x109<sup>1</sup>/<sub>2</sub>"      ± 6 mm      Matte  
A6SE Smoke

**Sizes**      **Thickness**      **Surface finish**

**120x120 cm** - 47<sup>1</sup>/<sub>4</sub>"x47<sup>1</sup>/<sub>4</sub>"      ± 9 mm      Matte  
A8XF Smoke [Sensitech](#)

**120x120 cm** - 47<sup>1</sup>/<sub>4</sub>"x47<sup>1</sup>/<sub>4</sub>"      ± 20 mm      Outdoor  
A84W Smoke 20 mm Outdoor [Sensitech](#)

**120x278 cm** - 47<sup>1</sup>/<sub>4</sub>"x109<sup>1</sup>/<sub>2</sub>"      ± 6 mm      Matte  
A8Y9 Smoke

<sup>(1)</sup> The various graphics of the product are distributed randomly in the boxes, without the possibility of choosing between the available patterns.

(translations: page 365)

INDEX



PRODUCT  
FINDER



SURFACE  
RANGE



COMPANY



COLLECTIONS



LARGE SIZES



MARBLE LOOK  
CONCRETE LOOK  
WOOD LOOK  
STONE LOOK  
COLOR & DECOR LOOK

SLABS FOR  
COUNTERTOPS  
& FURNITURE



FURNITURE



FACADES




TECHNICAL  
SPECIFICATIONS






# Large Sizes<sup>(1)</sup>

## Porcelain Tiles



Sizes	Thickness	Surface finish
<b>120x120 cm</b> - 47 <sup>1</sup> / <sub>4</sub> "x47 <sup>1</sup> / <sub>4</sub> "	± 9 mm	Matte
AHUA Tarmac Matte <a href="#">Sensitech</a>		
<b>120x120 cm</b> - 47 <sup>1</sup> / <sub>4</sub> "x47 <sup>1</sup> / <sub>4</sub> "	± 20 mm	Outdoor
AH38 Tarmac 20 mm Outdoor <a href="#">Sensitech</a>		
<b>120x240 cm</b> - 47 <sup>1</sup> / <sub>4</sub> "x94 <sup>1</sup> / <sub>2</sub> "	± 9 mm	Matte
AHW5 Tarmac Elegant Matte <a href="#">Sensitech</a>		
<b>120x278 cm</b> - 47 <sup>1</sup> / <sub>4</sub> "x109 <sup>1</sup> / <sub>2</sub> "	± 6 mm	Matte
AHWØ Tarmac Elegant		



Sizes	Thickness	Surface finish
<b>120x120 cm</b> - 47 <sup>1</sup> / <sub>4</sub> "x47 <sup>1</sup> / <sub>4</sub> "	± 9 mm	Matte
A6QØ Tarmac Matte <a href="#">Sensitech</a>		
<b>120x120 cm</b> - 47 <sup>1</sup> / <sub>4</sub> "x47 <sup>1</sup> / <sub>4</sub> "	± 20 mm	Outdoor
A67Q Tarmac 20 mm Outdoor <a href="#">Sensitech</a>		
<b>120x278 cm</b> - 47 <sup>1</sup> / <sub>4</sub> "x109 <sup>1</sup> / <sub>2</sub> "	± 6 mm	Matte
A6SG Tarmac		



Sizes	Thickness	Surface finish
<b>160x320 cm</b> - 63"x126"	± 6 mm	Hammered
AJKO Basaltina Volcano Hammered		
<b>162x324 cm</b> - 63 <sup>3</sup> / <sub>4</sub> "x127 <sup>1</sup> / <sub>2</sub> "	P.366	
SINGLE SLAB NON-RECTIFIED FOR COUNTERTOPS & FURNITURE		

## Stone Look


## Glazed Porcelain Tiles



Sizes	Thickness	Surface finish
<b>120x278 cm</b> - 47 <sup>1</sup> / <sub>4</sub> "x109 <sup>1</sup> / <sub>2</sub> "	± 6 mm	Matte
A4VH Bloom <sup>(4)</sup>		



Sizes	Thickness	Surface finish
<b>120x278 cm</b> - 47 <sup>1</sup> / <sub>4</sub> "x109 <sup>1</sup> / <sub>2</sub> "	± 6 mm	Matte
A4VI Caramel <sup>(4)</sup>		



Sizes	Thickness	Surface finish
<b>120x278 cm</b> - 47 <sup>1</sup> / <sub>4</sub> "x109 <sup>1</sup> / <sub>2</sub> "	± 6 mm	Matte
A4VJ Grape <sup>(4)</sup>		

## Color & Decor

<sup>(1)</sup> The various graphics of the product are distributed randomly in the boxes, without the possibility of choosing between the available patterns.  
<sup>(4)</sup> The use of a common mild detergent is recommended. Avoid using acidic or alkaline products, waxes, steel wool, or abrasives.  
 The decoration can only be laid on the wall (translations: page 365)

INDEX

PRODUCT FINDER

SURFACE RANGE

COMPANY

COLLECTIONS

LARGE SIZES

MARBLE LOOK  
 CONCRETE LOOK  
 WOOD LOOK  
 STONE LOOK  
 COLOR & DECOR LOOK

SLABS FOR COUNTERTOPS & FURNITURE

FURNITURE

FACADES

TECHNICAL SPECIFICATIONS



# Large Sizes<sup>(1)</sup>

## Glazed Porcelain Tiles



**Sizes** **Thickness** **Surface finish**  
**120x278 cm - 47 1/4"x109 1/2"** ± 6 mm Matte  
 A4VK Dusk<sup>(4)</sup>



**Sizes** **Thickness** **Surface finish**  
**120x278 cm - 47 1/4"x109 1/2"** ± 6 mm Matte  
 A4VL Midnight<sup>(4)</sup>




**Sizes** **Thickness** **Surface finish**  
**120x278 cm - 47 1/4"x109 1/2"** ± 6 mm Matte  
 A4VM Moss<sup>(4)</sup>

## Glazed Porcelain Tiles




**Sizes** **Thickness** **Surface finish**  
**120x278 cm - 47 1/4"x109 1/2"** ± 6 mm Matte  
 A4VN Emerald<sup>(4)</sup>

## Porcelain Tiles





**Sizes** **Thickness** **Surface finish**  
**120x278 cm - 47 1/4"x109 1/2"** ± 6 mm Matte  
 AKNI Salix





**Sizes** **Thickness** **Surface finish**  
**120x278 cm - 47 1/4"x109 1/2"** ± 6 mm Matte  
 AKNE Mauve

## Color & Decor


<sup>(1)</sup> The various graphics of the product are distributed randomly in the boxes, without the possibility of choosing between the available patterns.  
<sup>(4)</sup> The use of a common mild detergent is recommended. Avoid using acidic or alkaline products, waxes, steel wool, or abrasives.  
 The decoration can only be laid on the wall (translations: page 365)

INDEX 

PRODUCT FINDER 


SURFACE RANGE 

COMPANY 


COLLECTIONS 

**LARGE SIZES** 

MARBLE LOOK  
 CONCRETE LOOK  
 WOOD LOOK  
 STONE LOOK  
 COLOR & DECOR LOOK

SLABS FOR COUNTERTOPS & FURNITURE 

FURNITURE 


FACADES 

TECHNICAL SPECIFICATIONS 



# Large Sizes<sup>(1)</sup>

## Porcelain Tiles



BOOST COLOR  
JADE



BOOST COLOR  
TEAL



BOOST NATURAL  
COBALT

**Sizes**      **Thickness**    **Surface finish**  
**120x278 cm - 47 1/4"x109 1/2"**    ± 6 mm    Matte  
AKNK Jade

**Sizes**      **Thickness**    **Surface finish**  
**120x278 cm - 47 1/4"x109 1/2"**    ± 6 mm    Matte  
AKNL Teal

**Sizes**      **Thickness**    **Surface finish**  
**120x120 cm - 47 1/4"x47 1/4"**    ± 9 mm    Matte  
A65Q Cobalt Matte [Sensitech](#)  
**120x278 cm - 47 1/4"x109 1/2"**    ± 6 mm    Matte  
A67G Cobalt


## Glazed Porcelain Tiles



PRISM  
BRUSH



PRISM  
GRADIENT



BOOST PRO  
LEAVES

**Sizes**      **Thickness**    **Surface finish**  
**120x278 cm - 47 1/4"x109 1/2"**    ± 6 mm    Matte  
A4VP Brush XL <sup>(1)(4)</sup>


**Sizes**      **Thickness**    **Surface finish**  
**120x278 cm - 47 1/4"x109 1/2"**    ± 6 mm    Matte  
A4VO Gradient XL <sup>(1)(4)</sup>

**Sizes**      **Thickness**    **Surface finish**  
**120x278 cm - 47 1/4"x109 1/2"**    ± 6 mm    Matte  
A3HE Leaves A <sup>(4) (5)</sup>  
A3M2 Leaves B <sup>(4) (5)</sup>

### PATTERNS



### PATTERNS



### PATTERNS



A

B

<sup>(1)</sup> The various graphics of the product are distributed randomly in the boxes, without the possibility of choosing between the available patterns.

<sup>(4)</sup> The use of a common mild detergent is recommended. Avoid using acidic or alkaline products, waxes, steel wool, or abrasives.

<sup>(5)</sup> The decoration can only be laid on the wall

(translations: page 365)

INDEX



PRODUCT  
FINDER



SURFACE  
RANGE



COMPANY



COLLECTIONS



LARGE SIZES



MARBLE LOOK  
CONCRETE LOOK  
WOOD LOOK  
STONE LOOK  
COLOR & DECOR LOOK

SLABS FOR  
COUNTERTOPS  
& FURNITURE



FURNITURE



FACADES



TECHNICAL  
SPECIFICATIONS





# Large Sizes<sup>(1)</sup>

## Porcelain Tiles

### Color & Decor

### Solid Look




BOOST PRO GROVE

**Sizes**      **Thickness**    **Surface finish**  
**120x278 cm** - 47<sup>1</sup>/<sub>8</sub>"x109<sup>1</sup>/<sub>2</sub>"    ± 6 mm    Matte  
 AØLW Grove<sup>(2)</sup>



BOOST PRO PAINT

**Sizes**      **Thickness**    **Surface finish**  
**120x278 cm** - 47<sup>1</sup>/<sub>8</sub>"x109<sup>1</sup>/<sub>2</sub>"    ± 6 mm    Matte  
 AØLX Paint<sup>(3)</sup>



ABSOLUTE WHITE


**Sizes**      **Thickness**    **Surface finish**  
**atlasPLAN**  
**160x320 cm** - 63"x126"    ± 6 mm    Matte  
 AJKR Absolute White Matte  
  
**162x324 cm** - 63<sup>3</sup>/<sub>8</sub>"x127<sup>1</sup>/<sub>2</sub>"    P.366  
**159x324 cm** - 62<sup>7</sup>/<sub>8</sub>"x127<sup>1</sup>/<sub>2</sub>"  
 SINGLE SLAB NON-RECTIFIED  
 FOR COUNTERTOPS & FURNITURE

### PATTERNS





### PATTERNS




<sup>(1)</sup> The various graphics of the product are distributed randomly in the boxes, without the possibility of choosing between the available patterns.  
<sup>(2)</sup> The use of a common mild detergent is recommended. Avoid using acidic or alkaline products, waxes, steel wool, or abrasives.  
<sup>(3)</sup> Codes A and B are sold separately.  
 The decoration can only be laid on the wall      (translations: page 365)




INDEX 

PRODUCT FINDER 


SURFACE RANGE 

COMPANY 

COLLECTIONS 


**LARGE SIZES** 

- MARBLE LOOK
- CONCRETE LOOK
- WOOD LOOK
- STONE LOOK
- COLOR & DECOR LOOK

SLABS FOR COUNTERTOPS & FURNITURE 


FURNITURE 

FACADES 

TECHNICAL SPECIFICATIONS 



# MARBLE LOOK



Marvel Calacatta Apuano    Marvel Calacatta Delicato    Marvel Calacatta Prestigio    Marvel Carrara Pure    Marvel Bianco Dolomite    Marvel Calacatta Sublime    Marvel Calacatta Extra    Marvel Bianco Fantastico    Marvel Statuario Supremo    Marvel Calacatta Meraviglia    Marvel Calacatta Perla    Marvel Calacatta Imperiale    Marvel Calacatta Bernini    Marvel Crema Delicata    Marvel Onyx White    Marvel Onyx Pearl    Marvel Crystal White    Marvel Statuario Select    Marvel Travertine White Vein    Marvel Travertine White Cross    Marvel Travertine Sand Vein    Marvel Travertine Sand Cross    Marvel Travertine Pearl Vein    Marvel Travertine Pearl Cross    Cream Prestige

Floor    Wall    Slabs for furniture

160x320 cm 63"x126"	± 6 mm	Polished		Polished		Polished		Polished Matte Silk		Polished	Polished Matte		Silk	Polished	Polished	Polished	Polished		Polished			Hammered				
160x160 cm 63"x63"	± 6 mm			Polished		Polished		Polished Matte		Polished					Polished											
120x278 cm 47 7/8"x109 1/2"	± 6 mm	Polished Silk	Polished	Polished Silk	Polished Matte	Polished Matte	Polished Silk	Polished Matte	Polished Matte	Polished Silk	Polished	Polished Silk	Polished	Polished	Polished Matte	Polished	Polished	Polished	Polished	Polished	Matte		Matte		Matte	
120x240 cm 47 7/8"x94 1/2"	± 9 mm	Polished	Polished	Polished	Polished	Polished	Polished	Polished	Polished	Polished	Polished	Polished	Polished	Polished	Polished	Polished	Polished	Polished	Polished	Polished	Polished	Matte Sensitech		Matte Sensitech		Matte Sensitech
120x120 cm 47 7/8"x47 7/8"	± 9 mm	Polished Silk	Polished Matte Sensitech	Polished Matte Sensitech	Polished Matte Sensitech	Polished Matte Sensitech	Polished Silk	Polished Matte Sensitech	Polished Matte Sensitech	Polished Matte Sensitech	Polished Velvet	Polished Silk	Polished Matte Sensitech	Polished Velvet	Polished Matte Sensitech	Polished	Polished	Polished	Polished	Polished		Matte Sensitech		Matte Sensitech		Matte Sensitech

Slabs for countertops and furniture

162x324 cm 63 3/4"x127 1/2" Non-rectified / non rettificato	± 12 mm	Polished Silk	Silk	Silk		Polished		Polished Silk		Polished Satin Silk	Polished Silk		Polished Silk	Polished Silk	Polished Silk		Polished Silk				Hammered		Hammered		Silk
	± 20 mm																								
159x324 cm 62 5/8"x127 1/2" Non-rectified / non rettificato	± 20 mm					Polished		Polished Matte		Polished Matte			Polished Matte	Polished Matte			Polished								

INDEX

PRODUCT FINDER

SURFACE RANGE

COMPANY

COLLECTIONS

LARGE SIZES

MARBLE LOOK  
CONCRETE LOOK  
WOOD LOOK  
STONE LOOK  
COLOR & DECOR LOOK

SLABS FOR COUNTERTOPS & FURNITURE

FURNITURE

FACADES

TECHNICAL SPECIFICATIONS







# CONCRETE & RESIN LOOK



Boost Balance Pure Boost Pro Ivory Boost Balance Ivory Boost Natural Kaolin Prism Cord Boost Balance Cream Boost Pro Cream Boost Natural Ash Boost Balance Ash Boost Pro Clay Boost Natural Ecrú Boost Natural Coral Prism Suede Boost Pro Taupe Boost Natural Umber Boost Pro Tobacco

Floor Wall Slabs for furniture

160x320 cm 63"x126"	± 6 mm									Matte	Hammered					Hammered	
160x160 cm 63"x63"	± 6 mm										Matte					Matte	
120x278 cm 47 1/4"x109 1/2"	± 6 mm	Matte	Matte	Matte	Matte	Matte	Matte	Matte	Matte	Matte	Matte	Matte	Matte	Matte	Matte	Matte	Matte
120x240 cm 47 1/4"x94 1/2"	± 9 mm		Matte Sensitech						Matte Sensitech							Matte Sensitech	
120x120 cm 47 1/4"x47 1/4"	± 6 mm		Matte						Matte							Matte	Matte
	± 9 mm	Matte Sensitech Velvet	Matte Sensitech	Matte Sensitech Velvet	Matte Sensitech	Matte Sensitech Silk	Matte Sensitech Velvet	Matte Sensitech	Matte Sensitech	Matte Sensitech Velvet	Matte Sensitech	Matte Sensitech	Matte Sensitech	Matte Sensitech Silk	Matte Sensitech	Matte Sensitech	Matte Sensitech

Outdoor

120x120 cm 47 1/4"x47 1/4"	± 9 mm	Grip Sensitech	Grip Sensitech	Grip Sensitech	Grip Sensitech	Grip Sensitech	Grip Sensitech	Grip Sensitech	Grip Sensitech	Grip Sensitech	Grip Sensitech	Grip Sensitech	Grip Sensitech	Grip Sensitech	Grip Sensitech	Grip Sensitech	Grip Sensitech
120x240 cm 47 1/4"x94 1/2"	± 20 mm																
120x120 cm 47 1/4"x47 1/4"	± 20 mm				Outdoor Sensitech	Outdoor Sensitech			Outdoor Sensitech	Outdoor Sensitech	Outdoor Sensitech	Outdoor Sensitech	Outdoor Sensitech		Outdoor Sensitech	Outdoor Sensitech	Outdoor Sensitech

Slabs for countertops and furniture

162x324 cm 63 3/4"x127 1/2"	± 12 mm										Matte						Hammered	
Non-rectified / non rettificato	± 20 mm																	

INDEX

PRODUCT FINDER

SURFACE RANGE

COMPANY

COLLECTIONS

LARGE SIZES

MARBLE LOOK  
CONCRETE LOOK  
WOOD LOOK  
STONE LOOK  
COLOR & DECOR LOOK

SLABS FOR COUNTERTOPS & FURNITURE

FURNITURE

FACADES

TECHNICAL SPECIFICATIONS



# CONCRETE & RESIN LOOK



Boost Balance Moon   Prism Cotton   Boost Balance White   Boost White   Boost Balance Pearl   Prism Cloud   Boost Pearl   Boost Grey   Boost Balance Grey   Prism Fog   Boost Balance Smoke   Boost Smoke   Boost Natural Coal   Boost Balance Tarmac   Boost Tarmac   Prism Graphite

Floor   Wall   Slabs for furniture

160x320 cm 63"x126"	± 6 mm																
160x160 cm 63"x63"	± 6 mm																
120x278 cm 47 1/4"x109 1/2"	± 6 mm	Matte	Matte	Matte	Matte	Matte	Matte	Matte	Matte	Matte	Matte	Matte	Matte	Matte	Matte	Matte	
120x240 cm 47 1/4"x94 1/2"	± 9 mm																
120x120 cm 47 1/4"x47 1/4"	± 6 mm																
	± 9 mm	Matte Sensitech Velvet	Matte Sensitech Silk	Matte Sensitech Velvet	Matte Sensitech	Matte Sensitech Velvet	Matte Sensitech Silk	Matte Sensitech	Matte Sensitech	Matte Sensitech Velvet	Matte Sensitech Silk	Matte Sensitech Velvet	Matte Sensitech	Matte Sensitech Velvet	Matte Sensitech	Matte Sensitech Silk	

Outdoor

120x120 cm 47 1/4"x47 1/4"	± 9 mm	Grip Sensitech		Grip Sensitech	Grip Sensitech	Grip Sensitech	Grip Sensitech	Grip Sensitech	Grip Sensitech	Grip Sensitech	Grip Sensitech	Grip Sensitech	Grip Sensitech	Grip Sensitech	Grip Sensitech	Grip Sensitech
120x240 cm 47 1/4"x94 1/2"	± 20 mm				Outdoor Sensitech				Outdoor Sensitech							
120x120 cm 47 1/4"x47 1/4"	± 20 mm			Outdoor Sensitech	Outdoor Sensitech	Outdoor Sensitech	Outdoor Sensitech		Outdoor Sensitech	Outdoor Sensitech	Outdoor Sensitech		Outdoor Sensitech		Outdoor Sensitech	

Slabs for countertops and furniture

162x324 cm 63 3/4"x127 1/2"	± 12 mm															
Non-rectified / non rettificato	± 20 mm															

INDEX

PRODUCT FINDER

SURFACE RANGE

COMPANY

COLLECTIONS

LARGE SIZES

- MARBLE LOOK
- CONCRETE LOOK
- WOOD LOOK
- STONE LOOK
- COLOR & DECOR LOOK

SLABS FOR COUNTERTOPS & FURNITURE

FURNITURE

FACADES

TECHNICAL SPECIFICATIONS














# Slabs for Countertops & Furniture



162x324 ± 6-12-20 mm  
SINGLE SLAB NON-RECTIFIED



159x324 ± 20 mm  
SINGLE SLAB NON-RECTIFIED

- ↔ MARBLE LOOK
- ↔ WOOD LOOK
- ↔ CONCRETE LOOK
- ↔ STONE LOOK
- ↔ SOLID LOOK
- ↔ METAL LOOK

↔ NOTES



atlasconcorde.com >  
ATLAS PLAN

INDEX



PRODUCT  
FINDER



SURFACE  
RANGE



COMPANY



COLLECTIONS



LARGE SIZES



SLABS FOR  
COUNTERTOPS  
& FURNITURE



MARBLE LOOK  
WOOD LOOK  
CONCRETE LOOK  
STONE LOOK  
SOLID LOOK  
METAL LOOK

FURNITURE



FACADES




TECHNICAL  
SPECIFICATIONS






# Slabs for Countertops & Furniture


## Marble Look




**CALACATTA APUANO Bookmatch**  
**162x324 cm** - 63<sup>3</sup>/<sub>4</sub>"x127<sup>1</sup>/<sub>2</sub>"  
 ± 12 mm ST \*  
 AGRP Calacatta Apuano Polished  
 AGRQ Calacatta Apuano Bookmatch Polished  
 AGRJ Calacatta Apuano Silk  
 AGRL Calacatta Apuano Bookmatch Silk



**CALACATTA DELICATO**  
**162x324 cm** - 63<sup>3</sup>/<sub>4</sub>"x127<sup>1</sup>/<sub>2</sub>"  
 ± 12 mm ST \*  
 A4T3 Calacatta Delicato Silk



**CALACATTA PRESTIGIO Bookmatch**  
**162x324 cm** - 63<sup>3</sup>/<sub>4</sub>"x127<sup>1</sup>/<sub>2</sub>"  
 ± 12 mm ST \*  
 A4TØ Calacatta Prestigio Silk  
 A4T1 Calacatta Prestigio Bookmatch Silk



**BIANCO DOLOMITE**  
**162x324 cm** - 63<sup>3</sup>/<sub>4</sub>"x127<sup>1</sup>/<sub>2</sub>"  
 ± 12 mm ST \*  
 AAVG Bianco Dolomite Polished  
**159x324 cm** - 62<sup>5</sup>/<sub>8</sub>"x127<sup>1</sup>/<sub>2</sub>"  
 ± 20 mm  
 ALLN Bianco Dolomite Polished


**162x324 cm** - 63<sup>3</sup>/<sub>4</sub>"x127<sup>1</sup>/<sub>2</sub>" Non-Rectified ± 12-20 mm  
**159x324 cm** - 62<sup>5</sup>/<sub>8</sub>"x127<sup>1</sup>/<sub>2</sub>" Non-Rectified ± 20 mm

## Marble Look



**CALACATTA IMPERIALE Bookmatch**  
**162x324 cm** - 63<sup>3</sup>/<sub>4</sub>"x127<sup>1</sup>/<sub>2</sub>"  
 ± 12 mm ST \*  
 AØXI Calacatta Imperiale Polished  
 AØXT Calacatta Imperiale Bookmatch Polished  
 AØXV Calacatta Imperiale Silk  
 AØXX Calacatta Imperiale Bookmatch Silk

**159x324 cm** - 62<sup>5</sup>/<sub>8</sub>"x127<sup>1</sup>/<sub>2</sub>"  
 ± 20 mm  
 AIRS Calacatta Imperiale Polished <sup>(1)</sup>  
 AILP Calacatta Imperiale Matte <sup>(1)</sup>




**CALACATTA BERNINI Bookmatch**  
**162x324 cm** - 63<sup>3</sup>/<sub>4</sub>"x127<sup>1</sup>/<sub>2</sub>"  
 ± 12 mm ST \*  
 AF5E Calacatta Bernini Polished  
 AF5K Calacatta Bernini Bookmatch Polished  
 AF5B Calacatta Bernini Silk  
 AF5C Calacatta Bernini Bookmatch Silk

**159x324 cm** - 62<sup>5</sup>/<sub>8</sub>"x127<sup>1</sup>/<sub>2</sub>"  
 ± 20 mm  
 AIRL Calacatta Bernini Matte <sup>(1)</sup>  
 AIRK Calacatta Bernini Polished <sup>(1)</sup>



**ONYX WHITE Bookmatch**  
**162x324 cm** - 63<sup>3</sup>/<sub>4</sub>"x127<sup>1</sup>/<sub>2</sub>"  
 ± 12 mm ST \*  
 AJHD Onyx White Silk  
 AJHE Onyx White Bookmatch Silk  
 AJHJ Onyx White Polished  
 AJHK Onyx White Bookmatch Polished

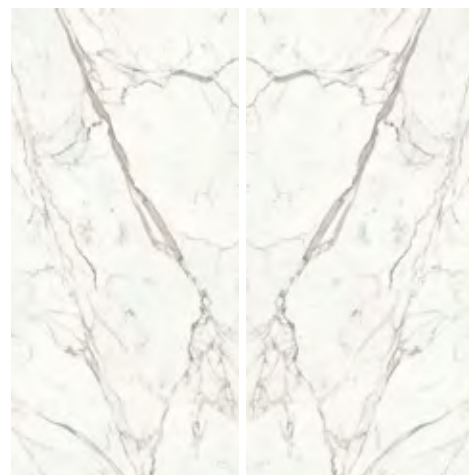


**CALACATTA EXTRA Bookmatch**  
**162x324 cm** - 63<sup>3</sup>/<sub>4</sub>"x127<sup>1</sup>/<sub>2</sub>"  
 ± 12 mm ST \*  
 AAVD Calacatta Extra Polished  
 AA2X Calacatta Extra Bookmatch Polished  
 AA2T Calacatta Extra Silk  
 AMJV Calacatta Extra Bookmatch Silk

**159x324 cm** - 62<sup>5</sup>/<sub>8</sub>"x127<sup>1</sup>/<sub>2</sub>"  
 ± 20 mm  
 AIRN Calacatta Extra Polished  
 AIRP Calacatta Extra Bookmatch Polished  
 AIRQ Calacatta Extra Matte  
 AIRR Calacatta Extra Bookmatch Matte  
 AIRM Calacatta Extra Polished <sup>(1)</sup>  
 ALLQ Calacatta Extra Matte <sup>(1)</sup>



\* With fiberglass mesh




**STATUARIO SUPREMO Bookmatch**  
**162x324 cm** - 63<sup>3</sup>/<sub>4</sub>"x127<sup>1</sup>/<sub>2</sub>"  
 ± 12 mm ST \*  
 A4TX Statuario Supremo Silk  
 A4TY Statuario Supremo Bookmatch Silk  
 A4I3 Statuario Supremo Satin  
 A4I5 Statuario Supremo Bookmatch Satin  
 AF6A Statuario Supremo Polished  
 AF6B Statuario Supremo Bookmatch Polished

**159x324 cm** - 62<sup>5</sup>/<sub>8</sub>"x127<sup>1</sup>/<sub>2</sub>"  
 ± 20 mm  
 AILØ Statuario Supremo Polished <sup>(1)</sup>  
 AIRT Statuario Supremo Matte <sup>(1)</sup>



**CALACATTA MERAVIGLIA Bookmatch**  
**162x324 cm** - 63<sup>3</sup>/<sub>4</sub>"x127<sup>1</sup>/<sub>2</sub>"  
 ± 12 mm ST \*  
 AJHB Calacatta Meraviglia Silk  
 AJHC Calacatta Meraviglia Bookmatch Silk  
 AJHH Calacatta Meraviglia Polished  
 AJHI Calacatta Meraviglia Bookmatch Polished



**CRYSTAL WHITE Bookmatch**  
**162x324 cm** - 63<sup>3</sup>/<sub>4</sub>"x127<sup>1</sup>/<sub>2</sub>"  
 ± 12 mm ST \*  
 A9C2 Crystal White Polished  
 AF2W Crystal White Bookmatch Polished  
 A9C4 Crystal White Silk  
 AF2X Crystal White Bookmatch Silk


**159x324 cm** - 62<sup>5</sup>/<sub>8</sub>"x127<sup>1</sup>/<sub>2</sub>"  
 ± 20 mm  
 AIRJ Crystal White Polished  
 AIRH Crystal White Bookmatch Polished



**TRAVERTINO SAND**  
**162x324 cm** - 63<sup>3</sup>/<sub>4</sub>"x127<sup>1</sup>/<sub>2</sub>"  
 ± 12 mm ST \*  
 A647 T. Sand Hammered



**TRAVERTINO PEARL**  
**162x324 cm** - 63<sup>3</sup>/<sub>4</sub>"x127<sup>1</sup>/<sub>2</sub>"  
 ± 12 mm ST \*  
 AF4Z T. Pearl Hammered



**CREAM PRESTIGE**  
**162x324 cm** - 63<sup>3</sup>/<sub>4</sub>"x127<sup>1</sup>/<sub>2</sub>"  
 ± 12 mm ST \*  
 AAV6 Cream Prestige Silk

INDEX ≡

PRODUCT FINDER >

SURFACE RANGE >

COMPANY >

COLLECTIONS >

LARGE SIZES >

SLABS FOR COUNTERTOPS & FURNITURE >

MARBLE LOOK  
 WOOD LOOK  
 CONCRETE LOOK  
 STONE LOOK  
 SOLID LOOK  
 METAL LOOK

FURNITURE >

FACADES >

TECHNICAL SPECIFICATIONS >




# Slabs for Countertops & Furniture

## Marble Look




**CALACATTA ANTIQUE Bookmatch**  
 162x324 cm - 63<sup>3</sup>/<sub>4</sub>"x127<sup>1</sup>/<sub>2</sub>"  
 ± 12 mm ST \*  
 AØXZ Calacatta Antique Polished  
 A8T7 Calacatta Antique Bookmatch Polished



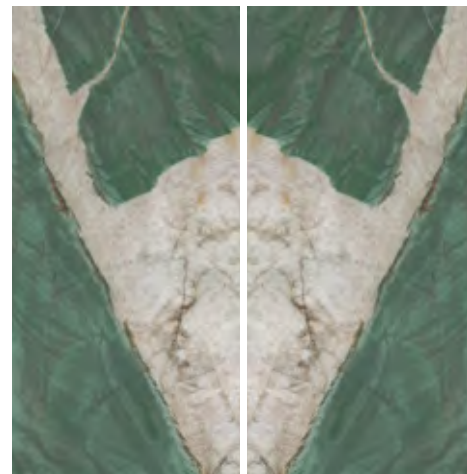
**CALACATTA GOLD Bookmatch**  
 162x324 cm - 63<sup>3</sup>/<sub>4</sub>"x127<sup>1</sup>/<sub>2</sub>"  
 ± 12 mm ST \*  
 AKE8 Calacatta Gold Silk  
 AKE9 Calacatta Gold Bookmatch Silk  
 AKFA Calacatta Gold Polished  
 AKFB Calacatta Gold Bookmatch Polished  
**159x324 cm - 62<sup>5</sup>/<sub>8</sub>"x127<sup>1</sup>/<sub>2</sub>"**  
 ± 20 mm  
 AKFC Calacatta Gold Polished (9)  
(9) NATURA-VEIN™ TECH




**DESERT SOUL Bookmatch**  
 162x324 cm - 63<sup>3</sup>/<sub>4</sub>"x127<sup>1</sup>/<sub>2</sub>"  
 ± 12 mm ST \*  
 A9CW Desert Soul Polished  
 A9CX Desert Soul Bookmatch Polished  
 A9CZ Desert Soul Silk  
 A9CØ Desert Soul Bookmatch Silk  
 ± 20 mm  
 A9C7 Desert Soul Polished  
 A9C8 Desert Soul Bookmatch Polished



**EXOTIC GREEN Bookmatch**  
 162x324 cm - 63<sup>3</sup>/<sub>4</sub>"x127<sup>1</sup>/<sub>2</sub>"  
 ± 12 mm ST \*  
 A9CN Exotic Green Polished  
 A9CO Exotic Green Bookmatch Polished




**EXOTIC WAVE Bookmatch**  
 162x324 cm - 63<sup>3</sup>/<sub>4</sub>"x127<sup>1</sup>/<sub>2</sub>"  
 ± 12 mm ST \*  
 A9CT Exotic Wave Polished  
 A9CU Exotic Wave Bookmatch Polished



**FIOR DI BOSCO Bookmatch**  
 162x324 cm - 63<sup>3</sup>/<sub>4</sub>"x127<sup>1</sup>/<sub>2</sub>"  
 ± 12 mm ST \*  
 AIBE Fior Di Bosco Silk  
 AIBF Fior Di Bosco Bookmatch Silk  
 AIRZ Fior Di Bosco Polished  
 AIR3 Fior Di Bosco Bookmatch Polished

**162x324 cm - 63<sup>3</sup>/<sub>4</sub>"x127<sup>1</sup>/<sub>2</sub>" Non-Rectified ± 12-20 mm**  
**159x324 cm - 62<sup>5</sup>/<sub>8</sub>"x127<sup>1</sup>/<sub>2</sub>" Non-Rectified ± 20 mm**

## Marble Look




**WHITE CLOUD**  
 162x324 cm - 63<sup>3</sup>/<sub>4</sub>"x127<sup>1</sup>/<sub>2</sub>"  
 ± 12 mm ST \*  
 A4UO White Cloud Silk




**LIGHT GREY STONE**  
 162x324 cm - 63<sup>3</sup>/<sub>4</sub>"x127<sup>1</sup>/<sub>2</sub>"  
 ± 12 mm ST \*  
 AMJ9 Light Grey Stone Silk



**GREY STONE**  
 162x324 cm - 63<sup>3</sup>/<sub>4</sub>"x127<sup>1</sup>/<sub>2</sub>"  
 ± 12 mm ST \*  
 AAWA Grey Stone Silk  
 ± 20 mm  
 AHH2 Grey Stone Matte



**PRECIOUS BROWN Bookmatch**  
 162x324 cm - 63<sup>3</sup>/<sub>4</sub>"x127<sup>1</sup>/<sub>2</sub>"  
 ± 12 mm ST \*  
 AJHF Precious Brown Silk  
 AJHG Precious Brown Bookmatch Silk




**BLACK ATLANTIS Bookmatch**  
 162x324 cm - 63<sup>3</sup>/<sub>4</sub>"x127<sup>1</sup>/<sub>2</sub>"  
 ± 12 mm ST \*  
 A9CK Black Atlantis Polished  
 A9CL Black Atlantis Bookmatch Polished  
 A8XV Black Atlantis Silk  
 A8XW Black Atlantis Bookmatch Silk



**NERO MARQUINA Bookmatch**  
 162x324 cm - 63<sup>3</sup>/<sub>4</sub>"x127<sup>1</sup>/<sub>2</sub>"  
 ± 12 mm ST \*  
 ANWA Nero Marquina Polished  
 A6T5 Nero Marquina Bookmatch Polished  
 ANVK Nero Marquina Silk  
 A6T4 Nero Marquina Bookmatch Silk  
 A3M5 Nero Marquina Satin  
 A6T6 Nero Marquina Bookmatch Satin  
 ± 20 mm  
 AHH5 Nero Marquina Matte

## Wood Look



**NOCE CANALETTO**  
 162x324 cm - 63<sup>3</sup>/<sub>4</sub>"x127<sup>1</sup>/<sub>2</sub>"  
 ± 12 mm ST \*  
 AKFE Noce Canaletto Matte



INDEX

PRODUCT FINDER

SURFACE RANGE

COMPANY

COLLECTIONS

LARGE SIZES

SLABS FOR COUNTERTOPS & FURNITURE

- MARBLE LOOK
- WOOD LOOK
- CONCRETE LOOK
- STONE LOOK
- SOLID LOOK
- METAL LOOK

FURNITURE

FACADES

TECHNICAL SPECIFICATIONS

\* With fiberglass mesh



# Slabs for Countertops & Furniture

## Concrete Look



**BOOST BALANCE ASH**  
 162x324 cm - 63<sup>3</sup>/<sub>4</sub>"x127<sup>1</sup>/<sub>2</sub>"  
 ± 12 mm ST \*


AJKC Boost Balance Ash Matte



**BOOST NATURAL ECRU**  
 162x324 cm - 63<sup>3</sup>/<sub>4</sub>"x127<sup>1</sup>/<sub>2</sub>"

± 12 mm ST \*

A649 Boost Natural Ecrú Hammered



**BOOST WHITE**  
 162x324 cm - 63<sup>3</sup>/<sub>4</sub>"x127<sup>1</sup>/<sub>2</sub>"

± 12 mm ST \*

ANVX Boost White Hammered



**BOOST GREY**  
 162x324 cm - 63<sup>3</sup>/<sub>4</sub>"x127<sup>1</sup>/<sub>2</sub>"

± 12 mm ST \*

A65C Boost Grey Hammered



**BOOST SMOKE**  
 162x324 cm - 63<sup>3</sup>/<sub>4</sub>"x127<sup>1</sup>/<sub>2</sub>"

± 12 mm ST \*

ANVØ Boost Smoke Hammered



**BOOST TARMAC**  
 162x324 cm - 63<sup>3</sup>/<sub>4</sub>"x127<sup>1</sup>/<sub>2</sub>"


± 12 mm ST \*

A65D Boost Tarmac Hammered

162x324 cm - 63<sup>3</sup>/<sub>4</sub>"x127<sup>1</sup>/<sub>2</sub>" Non-Rectified ± 12-20 mm

159x324 cm - 62<sup>5</sup>/<sub>8</sub>"x127<sup>1</sup>/<sub>2</sub>" Non-Rectified ± 20 mm


## Stone Look



**BOOST STONE IVORY**  
 162x324 cm - 63<sup>3</sup>/<sub>4</sub>"x127<sup>1</sup>/<sub>2</sub>"

± 12 mm ST \*


A648 Boost Stone Ivory Hammered



**BOOST MINERAL GREY**  
 162x324 cm - 63<sup>3</sup>/<sub>4</sub>"x127<sup>1</sup>/<sub>2</sub>"

± 12 mm ST \*

AHV6 B. M. Grey Hammered



**KONE MIX**  
 162x324 cm - 63<sup>3</sup>/<sub>4</sub>"x127<sup>1</sup>/<sub>2</sub>"

± 12 mm ST \*

AMSX Kone Mix Hammered




**BALSATINA VOLCANO**  
 162x324 cm - 63<sup>3</sup>/<sub>4</sub>"x127<sup>1</sup>/<sub>2</sub>"

± 12 mm ST \*

ANVI Basaltina Volcano Hammered

± 20 mm

A2XS Basaltina Volcano Hammered <sup>(2)</sup>



**SOAPSTONE DARK**  
 162x324 cm - 63<sup>3</sup>/<sub>4</sub>"x127<sup>1</sup>/<sub>2</sub>"

± 12 mm ST \*

A4UN Soapstone Dark Hammered

± 20 mm

A5I3 Soapstone Dark Hammered <sup>(2)</sup>




\* With fiberglass mesh



# Slabs for Countertops & Furniture

## Solid Look



**ABSOLUTE WHITE**  
**162x324 cm** - 63<sup>3</sup>/<sub>4</sub>"x127<sup>1</sup>/<sub>2</sub>"  
 ✂ 12 mm ST \*  
 AGIN Absolute White Matte  
 A4T4 Absolute White Polished

**159x324 cm** - 62<sup>5</sup>/<sub>8</sub>"x127<sup>1</sup>/<sub>2</sub>"  
 ✂ 20 mm  
 AIRU Absolute White Matte



Natura-Vein™ Tech is the technology from the Concorde Group that makes it possible to recreate the typical veining of a natural material such as marble in porcelain stoneware slabs at an industrial level. This exclusive technology can also be applied to Atlas Plan slabs with a thickness of 20 mm.

Natura-Vein™ Tech è la tecnologia del Gruppo Concorde che permette di riprodurre nello spessore delle lastre in gres porcellanato la venatura tipica di un materiale naturale come il marmo. Una tecnologia esclusiva che può essere applicata alle lastre Atlas Plan con spessore di 20 mm.

## Metal Look



**BLACK LAVA**  
**162x324 cm** - 63<sup>3</sup>/<sub>4</sub>"x127<sup>1</sup>/<sub>2</sub>"  
 ✂ 12 mm ST \*  
 AF5A Black Lava Leathered  
 ✂ 20 mm  
 AF5M Black Lava Leathered



**BLAZE IRON**  
**162x324 cm** - 63<sup>3</sup>/<sub>4</sub>"x127<sup>1</sup>/<sub>2</sub>"  
 ✂ 12 mm ST \*  
 A3ND Blaze Iron Matte



Natura-Body™ Tech is the technology from the Concorde Group that allows the aesthetics of natural stone to be reproduced across both the surface and body of the slab. This exclusive technology can also be applied to Atlas Plan slabs with a thickness of 20 mm and 12 mm.

Natura-Body™ Tech è la tecnologia del Gruppo Concorde che permette di riprodurre l'estetica della pietra naturale sia in superficie che nel corpo della lastra. Una tecnologia esclusiva che può essere applicata alle lastre Atlas Plan con spessore di 20 mm e 12 mm.

# Notes

### CAUTION

Atlas Plan is in no way liable for "improper" use of the material, which is why it recommends to:

- Prevent shocks at the most exposed points such as corners and edges, both with and without ledge;
- Avoid the use of metal or abrasive straws;
- Refrain from using knives with ceramic blades as the hardness of the two materials is very similar;
- Provide protection systems, such as wooden and/or plastic cutting boards, when cutting foodstuffs on surfaces having a dark colour and/or a Polished or Satin finish;
- Precautiously protect the surface from direct contact with hot objects (e.g. frying pans, pots, coffee pots, etc. ...) using trivets.

**Note:** for the repair of shallow surface scratches in the various finishes, please refer to your Atlas Plan contact person directly. Atlas Plan slabs must be cut in accordance with the instructions in the technical manual; any breakage due to a cut made other than specified will not be the responsibility of Atlas Plan. The Technical Manual illustrates how to properly clean any type of stain that can be detected on an Atlas Plan surface; use the indicated products in case extraordinary cleaning is required. It is understood that Atlas Plan cannot be held liable for events, damage or defects due to careless cleaning and maintenance.

### EXCLUSIONS FROM THE 25-YEAR LIMITED WARRANTY FOR SLABS USED TO MANUFACTURE THE PRODUCT PURCHASED (KITCHEN TOPS AND BACKSPASHES, WASHBASINS AND VANITY TOPS, TABLES) FOR DOMESTIC OR RESIDENTIAL USE

1. Damage caused by abuse or misuse of the products purchased, including but not limited to damage caused by improper use or accidents, following exposure of the product to abnormal physical conditions (such as strong impacts), aggressive chemicals, staining substances (such as ink and markers), corrosion, structural movements or natural disasters. Remember that contact with hydrofluoric acid results in immediate and irreversible damage.
  2. Any type of damage directly or indirectly caused by actions, operations or works carried out by third parties. By way of non-limiting example: problems caused by incorrect processing of the product, improper installation or handling methods of the original product, cracks on the surface of the product purchased after its installation, etc.
  3. Products that have been moved from their original place of installation.
  4. The reactions and appearance of joints or seams, adhesives, sealants and all other accessories.
  5. Damage caused by appliances installed, used or subject to improper maintenance.
  6. Imperfections caused by natural wear and tear due to everyday use, such as stains, scratches, water marks and burns.
  7. When choosing a colour or finish, consider that the samples only give an approximate indication of the design, pattern, aspect, colour and finish. There is no guarantee that the samples are an exact reproduction of the Atlas Plan slab. They may differ slightly from the actual installed product.
  8. Opinions based on the customer's personal preferences, leading them to change their mind about the colour or general appearance, or other aesthetic opinions following manufacture or installation of the product.
  9. Use of 162x324 cm slabs for commercial applications including, but not limited to, installation in shops, offices and other commercial establishments.
  10. Purchased products in which the factory-applied surface finish has been altered in some way.
  11. Defects already visible at the time of processing or installation of products made from 162x324 cm Atlas Plan slabs.
  12. Transport, processing, assembly and/or disassembly costs for the repair or re-installation of the product purchased.
  13. Additional repairs or modifications required for the new installation (plumbing, electricity, renovation work, etc.).
  14. Repairs carried out without prior verification by Atlas Plan.
  15. Stains caused by direct contact with aggressive chemical solutions or scratches caused by the use of rough or steel wire sponges to clean the product purchased, or resulting from any other improper use of abrasive products in violation of the Precautions for Use and the cleaning and maintenance instructions indicated in the Atlas Plan Technical Manual (available at [www.atlasplan.com/en/](http://www.atlasplan.com/en/)).
  16. Anything not expressly mentioned in this guarantee.
- The 25-year Limited Warranty will not be transferable and will be applied only to the slabs used in the manufacture of the product purchased, for domestic or residential use, such as kitchen tops and backsplashes, washbasins, wall units and tables. This warranty will not be valid if the full payment of the product purchased has not been made. The processing workshop and the installer are responsible for testing Atlas Plan slabs prior to the production and installation of the products made from the slabs. No other express or implicit warranty included merchantability or suitability for a particular purpose is issued. Except as set out herein, Atlas Plan disclaims all contractual and non-contractual liability for any direct, incidental or consequential loss or damage resulting from the use or inability to use the product purchased made from Atlas Plan slabs. No one except Atlas Plan shall have the right or authorisation to make any promises, representations or warranties of any kind in relation to their products.

### ATTENZIONE

Atlas Plan non si ritiene in alcun modo responsabile per utilizzo "improprio" del materiale, ragione per la quale raccomanda di:

- Prevenire dagli urti nei punti più esposti tipo angoli e bordi, sia con che senza veletta;
- Evitare l'utilizzo di pagliette metalliche o abrasive;
- Non utilizzare dei coltelli con lama in ceramica in quanto la durezza dei due materiali è molto simile;
- Predispore sistemi di protezione, tipo taglieri in legno e/o plastica, quando si tagliano alimenti su piani caratterizzati da un colore scuro e/o da una finitura Polished o Satin;
- Proteggere precauzionalmente la superficie dal contatto diretto con oggetti caldi (tipo padelle, pentole, caffettiere, ...) predisponendo l'utilizzo di sottopentole.

**Nota:** per la riparazione di graffi superficiali non profondi nelle varie finiture, rivolgersi direttamente al funzionario Atlas Plan. Le lastre Atlas Plan vanno tagliate seguendo le istruzioni del manuale tecnico, qualunque rottura dovuta a un taglio eseguito in modo non indicato non sarà ritenuta di responsabilità di Atlas Plan. Il Manuale tecnico illustra come pulire correttamente qualunque tipo di macchia che si può rilevare su una superficie Atlas Plan, utilizzare i prodotti indicati in caso sia necessario un intervento di pulizia straordinaria. Resta inteso che Atlas Plan non potrà essere ritenuta responsabile per eventi, danni o difetti dovuti a negligente pulizia e manutenzione.

### ESCLUSIONI DELLA GARANZIA LIMITATA DI 25 ANNI PER LE LASTRE UTILIZZATE PER LA FABBRICAZIONE DEL PRODOTTO ACQUISTATO (TOP CUCINA E BACKSPASH; LAVABI E VANITIES; TAVOLI) PER USO DOMESTICO O RESIDENZIALE

1. Danni causati da abuso o uso improprio dei prodotti acquistati, inclusi ma non limitati a danni causati da uso improprio o incidenti, a seguito dell'esposizione del prodotto a condizioni fisiche anomale (come forti urti), sostanze chimiche aggressive, sostanze macchianti (come inchiostro e pennarelli), corrosione, movimenti strutturali o disastri naturali. Si ricorda che il contatto con l'acido fluoridrico provoca danni immediati e irreversibili.
  2. Qualsiasi tipo di danno causato direttamente o indirettamente da azioni, operazioni o lavori eseguiti da terzi. A titolo esemplificativo e non esaustivo: problemi causati da errata lavorazione del prodotto, metodi di installazione o manipolazione impropri del prodotto originale, crepe sulla superficie del prodotto acquistato dopo la sua installazione, ecc.
  3. Prodotti che sono stati spostati dal luogo di installazione originale.
  4. Le reazioni e l'aspetto di giunti o cuciture, adesivi, sigillanti e tutti gli altri accessori.
  5. Danni causati da apparecchi installati, utilizzati o soggetti a cattiva manutenzione.
  6. Imperfezioni causate dall'usura naturale dovuta all'uso quotidiano, come macchie, graffi, segni d'acqua e ustioni.
  7. Nella scelta di un colore o di una finitura, va tenuto presente che i campioni forniscono solo un'indicazione generale del design, del motivo, dell'estetica, del colore e della finitura. Non vi è alcuna garanzia che i campioni siano una replica esatta della lastra Atlas Plan. Potrebbero differire leggermente dal prodotto effettivamente installato.
  8. Opinioni basate sulle preferenze personali del cliente, che lo portano a cambiare idea sul colore o sull'aspetto generale, o altre opinioni estetiche successive alla fabbricazione o all'installazione del prodotto.
  9. Utilizzo di lastre 162x324 cm per applicazioni commerciali inclusa, a titolo esemplificativo ma non esaustivo, installazione in negozi, uffici e altri esercizi commerciali.
  10. Prodotti acquistati in cui la finitura superficiale applicata in fabbrica è stata in qualche modo alterata.
  11. Difetti già visibili al momento della lavorazione o posa in opera di prodotti realizzati con lastre 162x324 cm, Piano Atlante.
  12. Costi di trasporto, lavorazione, montaggio e/o smontaggio per la riparazione o reinstallazione del prodotto acquistato.
  13. Ulteriori riparazioni o modifiche necessarie per la nuova installazione (idraulica, elettrica, lavori di ristrutturazione, ecc.).
  14. Riparazioni eseguite senza previa verifica da parte di Atlas Plan.
  15. Macchie causate dal contatto diretto con soluzioni chimiche aggressive o graffi causati dall'uso di spugne ruvide o di filo d'acciaio per pulire il prodotto acquistato, o derivanti da qualsiasi altro uso improprio di prodotti abrasivi in violazione delle Precauzioni d'uso e della pulizia e istruzioni di manutenzione indicate nel Manuale Tecnico Atlas Plan (disponibile su [www.atlasplan.com](http://www.atlasplan.com)).
  16. Quanto non espressamente menzionato nella presente garanzia.
- La Garanzia Limitata di 25 anni non sarà trasferibile e si applicherà solo alle lastre utilizzate nella fabbricazione del prodotto acquistato, per uso domestico o residenziale, come piani cucina e alzatine, lavabi, mobili e tavoli. Tale garanzia non sarà valida se non sarà stato effettuato il pagamento integrale del prodotto acquistato. Il laboratorio di lavorazione e l'installatore sono responsabili del collaudo delle lastre Atlas Plan prima della realizzazione e posa in opera dei manufatti realizzati con le lastre. Non viene rilasciata alcuna altra garanzia esplicita o implicita, inclusa la commerciabilità o l'idoneità per uno scopo particolare. Ad eccezione di quanto stabilito nel presente documento, Atlas Plan declina ogni responsabilità contrattuale ed extracontrattuale per qualsiasi perdita o danno diretto, incidentale o consequenziale derivante dall'uso o dall'impossibilità di utilizzare il prodotto acquistato realizzato con lastre Atlas Plan. Nessuno, ad eccezione di Atlas Plan, avrà il diritto o l'autorizzazione a fare promesse, dichiarazioni o garanzie di qualsiasi tipo in relazione ai propri prodotti.



\* With fiberglass mesh



PRODUCT FINDER



SURFACE RANGE



COMPANY



COLLECTIONS



LARGE SIZES



SLABS FOR COUNTERTOPS & FURNITURE



MARBLE LOOK  
 WOOD LOOK  
 CONCRETE LOOK  
 STONE LOOK  
 SOLID LOOK  
 METAL LOOK

FURNITURE



FACADES



TECHNICAL SPECIFICATIONS








# Furniture

- ↳ BATHROOM FURNITURE
- ↳ CUSTOM ELEMENTS
- ↳ DESIGN COLLECTION
  
- ↳ TABLES
  - DINING TABLES
  - COFFEE TABLES
  - HOSPITALITY TABLES
  - SIDE TABLES
  
- ↳ NOTES



atlasconcorde.com >  
ATLAS CONCORDE HABITAT

INDEX 

PRODUCT FINDER >

SURFACE RANGE >

COMPANY >

COLLECTIONS >

LARGE SIZES >

SLABS FOR COUNTERTOPS & FURNITURE >

FURNITURE >

BATHROOM FURNITURE  
TABLES

FACADES >

TECHNICAL SPECIFICATIONS >



# Bathroom Furniture

## Custom Elements



### Choose your product / Scegli il tuo prodotto



#### Sinks / Lavabi

Single, Twin, Sit-On Basin, Free-standing / Singolo, Doppio, Catino da appoggio, Free-Standing

#### Top / Top

For Single Or Double basin (basin not included) / Per catino singolo o doppio (catino non incluso)

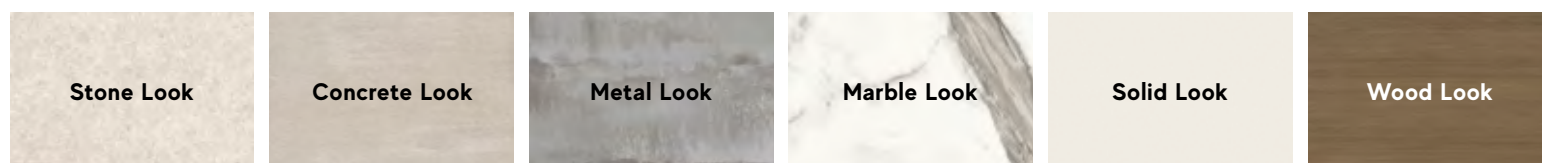
#### Shelf / Mensola

### Customize your product / Personalizza il tuo prodotto

length / lunghezza

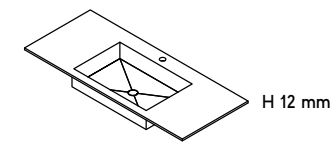
basin dimension and position / dimensione e posizione della vasca  
with or without faucet hole / con o senza foro miscelatore

### Choose Look, Color and Finish

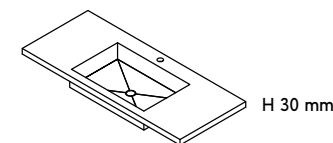


## Single Sink Lavabo Singolo

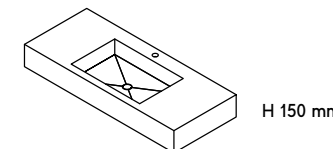
**Enveloped Bottom Basin**  
Vasca 4 Falde



H 12 mm

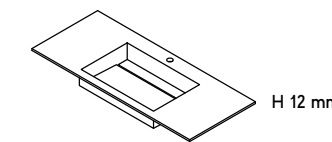


H 30 mm

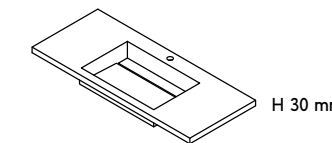


H 150 mm

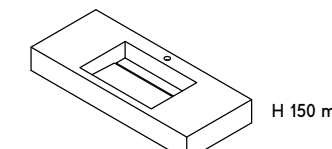
**Flat Basin**  
Vasca Piatta



H 12 mm

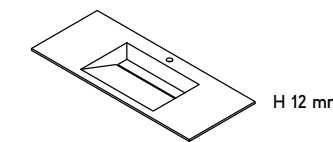


H 30 mm

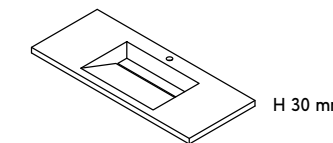


H 150 mm

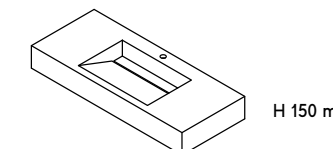
**Sloped Basin**  
Vasca Inclinata



H 12 mm



H 30 mm



H 150 mm

#### DIMENSIONS / Dimensioni

Customisable length L / Lunghezza personalizzabile L  
Depth 50 cm (19 3/8") / Profondità 50 cm (19 3/8")  
Height 1,2 cm (1/2"), 3 cm (1 1/8"), 15 cm (5 7/8") / Altezza 1,2 cm (1/2"), 3 cm (1 1/8"), 15 cm (5 7/8")

#### STRUCTURE / Struttura

Reinforcement: continuous panel / Rinforzo: pannello continuo  
Brackets: included only for sink with a height of 15 cm (5 7/8")  
Staffe: incluse solo su lavabo con altezza 15 cm (5 7/8")  
Bottom tiling is not provided / Non è previsto il rivestimento inferiore

#### BASIN / Vasca

Stainless steel, coated with porcelain tiling / Acciaio inossidabile, rivestita in gres porcellanato  
**Enveloped bottom basin Dimensions / Dimensioni vasca a 4 Falde**  
S 45x34x10 cm (17 3/8" x 13 3/8" x 3 7/8")  
M 55x34x10 cm (21 1/4" x 13 3/8" x 3 7/8")  
L 75x34x10 cm (29 1/2" x 13 3/8" x 3 7/8")  
XL 95x34x10 cm (37 3/8" x 13 3/8" x 3 7/8")  
**Flat basin and Sloped basin Dimensions / Dimensione vasca Piatta e vasca Inclinata**  
M 55x34x10 cm (21 1/4" x 13 3/8" x 3 7/8")

#### FURTHER TECHNICAL DETAILS / Altri dettagli tecnici

Faucet hole diameter: Ø 35 mm (1 3/8") / Diametro del foro rubinetto: Ø 35 mm (1 3/8")  
Faucet hole always centred with the basin / Foro rubinetto sempre centrato rispetto alla vasca  
Overflow hole not present / Foro troppo pieno non presente  
Drain hole diameter: 1 1/4" (drain not included) / Diametro piletta: 1 1/4" (pielletta non inclusa)

#### STARTING SLABS / Fondi di partenza

Thickness 6 mm (1/4") or 9 mm (3/8") or 12 mm (4 3/4")  
Spessore 6 mm (1/4") o 9 mm (3/8") o 12 mm (4 3/4")  
Sinks with height 12 mm are made only with 12 mm slabs  
I lavabi con altezza 12 mm sono realizzati solo con fondo di partenza da 12 mm

	HEIGHT ALTEZZA			BASIN DIMENSION TAGLIA DELLA VASCA			
	12 mm	30 mm	150 mm	S	M	L	XL
<b>Single Wall-mounted Sink</b> Lavabo da parete singolo							
<b>Enveloped Bottom Basin</b> Vasca 4 Falde	•	•	•	•	•	•	•
<b>Flat Basin</b> Vasca Piatta	•	•	•		•		
<b>Sloped Basin</b> Vasca Inclinata	•	•	•		•		

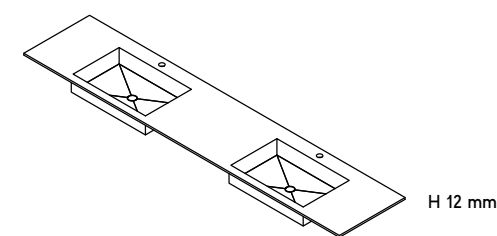


# Bathroom Furniture

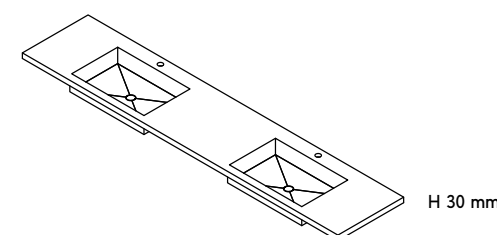
## Custom Elements

### Twin Sink Lavabo Doppio

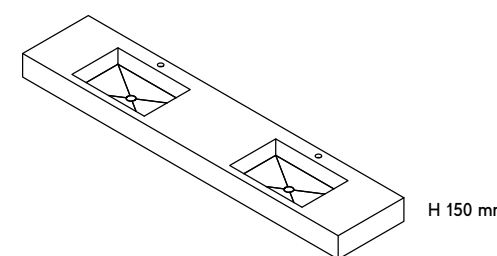
**Enveloped Bottom Basin**  
Vasca 4 Falde



H 12 mm

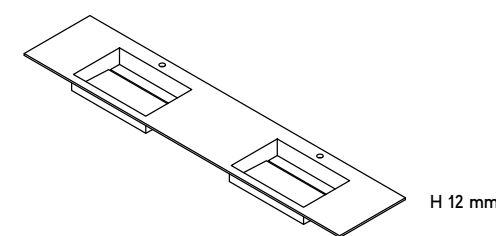


H 30 mm

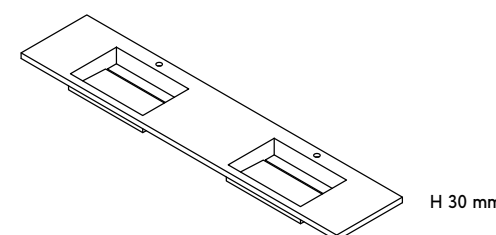


H 150 mm

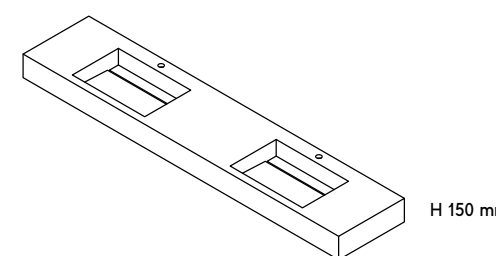
**Flat Basin**  
Vasca Piatta



H 12 mm

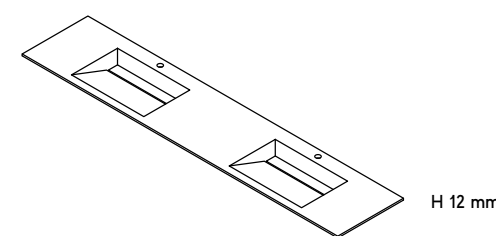


H 30 mm

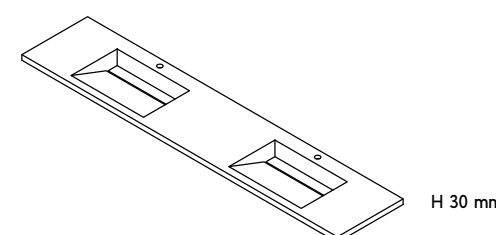


H 150 mm

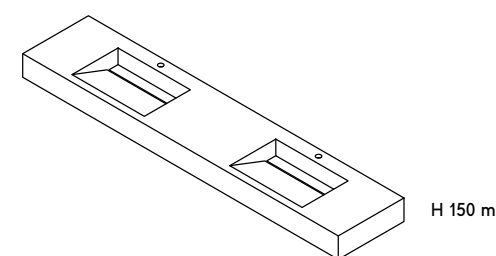
**Sloped Basin**  
Vasca Inclinata



H 12 mm



H 30 mm



H 150 mm

**DIMENSIONS / Dimensioni**

Customisable length L / Lunghezza personalizzabile L  
Depth 50 cm (19 3/8") / Profondità 50 cm (19 3/8")  
Height 1,2 cm (1/2"), 3 cm (1 1/8"), 15 cm (5 7/8") / Altezza 1,2 cm (1/2"), 3 cm (1 1/8"), 15 cm (5 7/8")

**STRUCTURE / Struttura**

Reinforcement: continuous panel / Rinforzo: pannello continuo  
Brackets: included only for sink with a height of 15 cm (5 7/8")  
Staffe: incluse solo su lavabo con altezza 15 cm (5 7/8")  
Bottom tiling is not provided / Non è previsto il rivestimento inferiore

**BASIN / Vasca**

Stainless steel, coated with porcelain tiling / Acciaio inossidabile, rivestita in gres porcellanato

**Enveloped bottom basin dimensions / Dimensioni vasca a 4 Falde**

S 45x34x10 cm (17 3/8" x 13 3/8" x 3 7/8")  
M 55x34x10 cm (21 1/2" x 13 3/8" x 3 7/8")  
L 75x34x10 cm (29 1/2" x 13 3/8" x 3 7/8")  
XL 95x34x10 cm (37 1/8" x 13 3/8" x 3 7/8")

**Flat basin and Sloped basin dimensions / Dimensione vasca Inclinata e vasca Piatta**

M 55x34x10 cm (21 3/8" x 13 3/8" x 3 7/8")

**FURTHER TECHNICAL DETAILS / Altri dettagli tecnici**

Faucet hole diameter: Ø 35 mm (1 3/8") / Diametro del foro rubinetto: Ø 35 mm (1 3/8")  
Faucet hole always centred with the basin / Foro rubinetto sempre centrato rispetto alla vasca  
Overflow hole not present / Foro troppo pieno non presente  
Drain hole diameter: 1 1/4" (drain not included) / Diametro piletta: 1 1/4" (pielletta non inclusa)

**STARTING SLABS / Fondi di partenza**

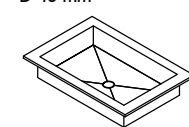
Thickness 6 mm (1/4") or 9 mm (3/8") or 12 mm (4 3/4")  
Spessore 6 mm (1/4") o 9 mm (3/8") o 12 mm (4 3/4")  
Sinks with height 12 mm are made only with 12 mm slabs  
I lavabi con altezza 12 mm sono realizzati solo con fondo di partenza da 12 mm

	HEIGHT ALTEZZA			BASIN DIMENSION TAGLIA DELLA VASCA			
	12 mm	30 mm	150 mm	S	M	L	XL
<b>Twin Wall-mounted Sink</b> Lavabo da parete doppio							
<b>Enveloped Bottom Basin</b> Vasca 4 Falde	•	•	•	•	•	•	•
<b>Flat Basin</b> Vasca Piatta	•	•	•				
<b>Sloped Basin</b> Vasca Inclinata	•	•	•				

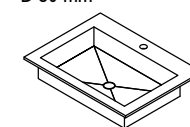
### Sit-on basin Catino da appoggio

**Enveloped Bottom Basin**  
Vasca 4 Falde

D 45 mm

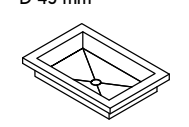


D 50 mm

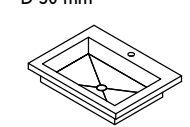


H 12 mm

D 45 mm

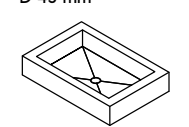


D 50 mm

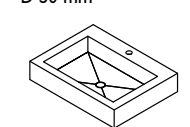


H 30 mm

D 45 mm



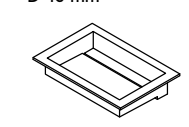
D 50 mm



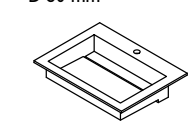
H 150 mm

**Flat Basin**  
Vasca Piatta

D 45 mm

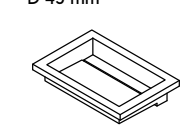


D 50 mm

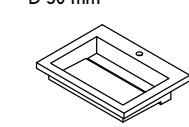


H 12 mm

D 45 mm

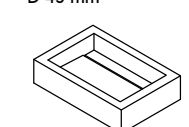


D 50 mm

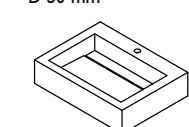


H 30 mm

D 45 mm



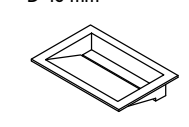
D 50 mm



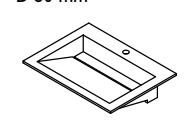
H 150 mm

**Sloped Basin**  
Vasca Inclinata

D 45 mm

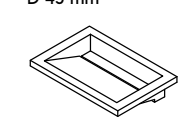


D 50 mm

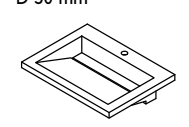


H 12 mm

D 45 mm

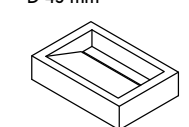


D 50 mm

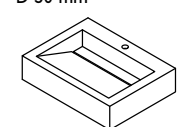


H 30 mm

D 45 mm



D 50 mm



H 150 mm

**DIMENSIONS / Dimensioni**

**Enveloped bottom sink available lengths / Lunghezze disponibili per lavabo a 4 Falde**

Length 55 cm (21 3/8") / Lunghezza 55 cm (21 3/8")  
Length 65 cm (25 5/8") / Lunghezza 65 cm (25 5/8")  
Length 85 cm (33 1/2") / Lunghezza 85 cm (33 1/2")  
Length 105 cm (41 3/8") / Lunghezza 105 cm (41 3/8")

**Flat basin sink and Sloped basin sink available length / Lunghezza disponibile per lavabo con vasca Inclinata e vasca Piatta**

Length 65 cm (25 5/8") / Lunghezza 65 cm (25 5/8")

**Depth 45 cm (17 3/8") without Faucet hole / Profondità 45 cm (17 3/8") senza foro miscelatore**

Depth 50 cm (19 5/8") with Faucet hole / Profondità 50 cm (19 5/8") con foro miscelatore

Height 1,2 cm (1/2"), 3 cm (1 1/8"), 15 cm (5 7/8") / Altezza 1,2 cm (1/2"), 3 cm (1 1/8"), 15 cm (5 7/8")

**STRUCTURE / Struttura**

Reinforcement: continuous panel / Rinforzo: pannello continuo  
No Brackets / No staffe  
Bottom tiling is not provided / Non è previsto il rivestimento inferiore

**BASIN / Vasca**

Stainless steel, coated with porcelain tiling / Acciaio inossidabile, rivestita in gres porcellanato

**Enveloped bottom basin dimensions / Dimensioni vasca a 4 Falde**

S 45x34x10 cm (17 3/8" x 13 3/8" x 3 7/8")  
M 55x34x10 cm (21 1/2" x 13 3/8" x 3 7/8")  
L 75x34x10 cm (29 1/2" x 13 3/8" x 3 7/8")  
XL 95x34x10 cm (37 1/8" x 13 3/8" x 3 7/8")

**Flat basin and Sloped basin dimensions / Dimensione vasca Piatta e vasca Inclinata**

M 55x34x10 cm (21 3/8" x 13 3/8" x 3 7/8")

**FURTHER TECHNICAL DETAILS / Altri dettagli tecnici**

Faucet hole diameter: Ø 35 mm (1 3/8") / Diametro del foro rubinetto: Ø 35 mm (1 3/8")  
Faucet hole always centred with the basin / Foro rubinetto sempre centrato rispetto alla vasca  
Overflow hole not present / Foro troppo pieno non presente  
Drain hole diameter: 1 1/4" (drain not included) / Diametro piletta: 1 1/4" (pielletta non inclusa)

**STARTING SLABS / Fondi di partenza**

Thickness 6 mm (1/4") or 9 mm (3/8") or 12 mm (4 3/4")  
Spessore 6 mm (1/4") o 9 mm (3/8") o 12 mm (4 3/4")  
Sinks with height 12 mm are made only with 12 mm slabs  
I lavabi con altezza 12 mm sono realizzati solo con fondo di partenza da 12 mm

	HEIGHT ALTEZZA			BASIN DIMENSION TAGLIA DELLA VASCA				DEPTH PROFONDITÀ	
	12 mm	30 mm	150 mm	S	M	L	XL	45 cm	50 cm
<b>Sit-on basin</b> Catino da appoggio									
<b>Enveloped Bottom Basin</b> Vasca 4 Falde	•	•	•	•	•	•	•	•	•
<b>Flat Basin</b> Vasca Piatta	•	•	•					•	•
<b>Sloped Basin</b> Vasca Inclinata	•	•	•					•	•

INDEX



PRODUCT  
FINDER



SURFACE  
RANGE



COMPANY



COLLECTIONS



LARGE SIZES



SLABS FOR  
COUNTERTOPS  
& FURNITURE



FURNITURE



BATHROOM FURNITURE  
TABLES

FACADES



TECHNICAL  
SPECIFICATIONS



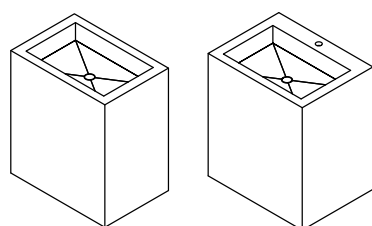


# Bathroom Furniture

## Custom Elements

### Free-Standing

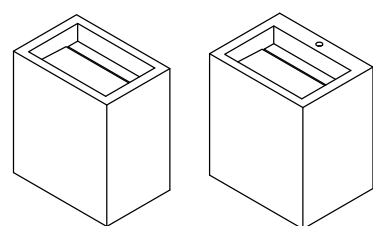
**Enveloped Bottom Basin**  
Vasca 4 Falde



H 45 mm

H 50 mm

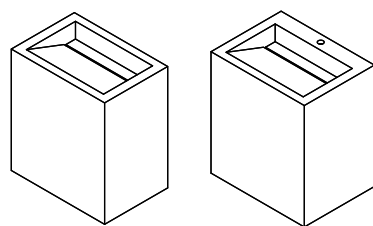
**Flat Basin**  
Vasca Piatta



H 45 mm

H 50 mm

**Sloped Basin**  
Vasca Inclinata



H 45 mm

H 50 mm

**DIMENSIONS / Dimensioni**

**Enveloped bottom sink available lengths / Lunghezze disponibili per lavabo a 4 Falde**

Length 65 cm (25 5/8") / Lunghezza 65 cm (25 5/8")  
Length 85 cm (33 1/2") / Lunghezza 85 cm (33 1/2")  
Length 105 cm (41 3/8") / Lunghezza 105 cm (41 3/8")

**Flat basin sink and Sloped basin sink available length**

**Lunghezza disponibile per lavabo con vasca Inclinata e vasca Piatta**

Length 65 cm (25 5/8") / Lunghezza 65 cm (25 5/8")

Depth 45 cm (17 3/4") without Faucet hole / Profondità 45 cm (17 3/4") senza foro miscelatore  
Depth 50 cm (19 5/8") with Faucet hole / Profondità 50 cm (19 5/8") con foro miscelatore  
Height 85 cm (33 1/2") / Altezza 85 cm (33 1/2")

**STRUCTURE / Struttura**

Reinforcement: continuous panel / Rinforzo: pannello continuo

No Brackets / No staffe

Bottom tiling is not provided / Non è previsto il rivestimento inferiore

Enclosed sink back accessible through a hatch with a magnetic door

Retro lavabo chiuso ed accessibile tramite botola con sportello magnetico

**BASIN / Vasca**

Stainless steel, coated with porcelain tiling / Acciaio inossidabile, rivestita in gres porcellanato

**Enveloped bottom basin dimensions / Dimensioni vasca a 4 Falde**

M 55x34x10 cm (21 3/4" x 13 3/8" x 3 7/8")  
L 75x34x10 cm (29 1/2" x 13 3/8" x 3 7/8")  
XL 95x34x10 cm (37 3/8" x 13 3/8" x 3 7/8")

**Flat basin and Sloped basin dimensions / Dimensione vasca Piatta e vasca Inclinata**

M 55x34x10 cm (21 3/4" x 13 3/8" x 3 7/8")

**FURTHER TECHNICAL DETAILS / Altri dettagli tecnici**

Faucet hole diameter: Ø 35 mm (1 3/8") / Diametro del foro rubinetto: Ø 35 mm (1 3/8")

Faucet hole always centred with the basin / Foro rubinetto sempre centrato rispetto alla vasca

Overflow hole not present / Foro troppo pieno non presente

Drain hole diameter: 1 1/4" (drain not included) / Diametro piletta: 1 1/4" (piletta non inclusa)

**STARTING SLABS / Fondi di partenza**

Thickness 6 mm (1/4") or 9 mm (3/8") or 12 mm (4 3/4")

Spessore 6 mm (1/4") o 9 mm (3/8") o 12 mm (4 3/4")

Sinks with height 12 mm are made only with 12 mm slabs

I lavabi con altezza 12 mm sono realizzati solo con fondo di partenza da 12 mm

	HEIGHT ALTEZZA	BASIN DIMENSION TAGLIA DELLA VASCA			DEPTH PROFONDITÀ	
	850 mm	M	L	XL	45 cm	50 cm
<b>Free-Standing</b> Free-Standing						
<b>Enveloped Bottom Basin</b> Vasca 4 Falde	•	•	•	•	•	•
<b>Flat Basin</b> Vasca Piatta	•	•			•	•
<b>Sloped Basin</b> Vasca Inclinata	•	•			•	•

INDEX



PRODUCT  
FINDER



SURFACE  
RANGE



COMPANY




COLLECTIONS



LARGE SIZES



SLABS FOR  
COUNTERTOPS  
& FURNITURE



FURNITURE



BATHROOM FURNITURE  
TABLES

FACADES

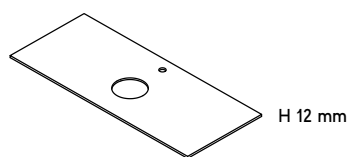


TECHNICAL  
SPECIFICATIONS

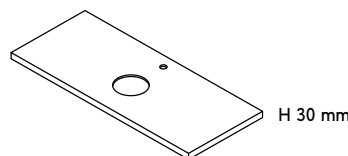


### Top

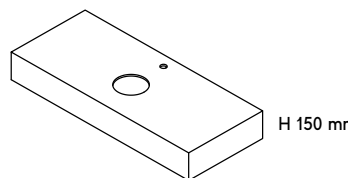
**For Single Basin (Non Included)**  
Per Catino Singolo (Non Incluso)



H 12 mm

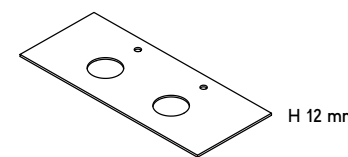


H 30 mm

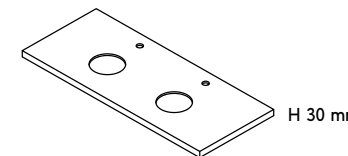


H 150 mm

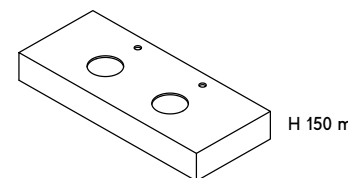
**For Double Basin (Not Included)**  
Per Catino Doppio (Non Incluso)



H 12 mm



H 30 mm



H 150 mm

**DIMENSIONS / Dimensioni**

Customisable length L / Lunghezza personalizzabile L

Depth 50 cm (19 5/8") / Profondità 50 cm (19 5/8")

Height 1,2 cm (1/2"), 3 cm (1 1/8"), 15 cm (5 7/8") / Altezza 1,2 cm (1/2"), 3 cm (1 1/8"), 15 cm (5 7/8")

**STRUCTURE / Struttura**

Reinforcement: continuous panel / Rinforzo: pannello continuo

Brackets: included only for sink with a height of 15 cm (5 7/8")

Staffe: incluse solo su lavabo con altezza 15 cm (5 7/8")

Bottom tiling is not provided / Non è previsto il rivestimento inferiore

**BASIN HOLE / Foro catino**

Customisable sit-on basin hole dimension and position / Dimensioni e posizioni del foro catino personalizzabili

**FURTHER TECHNICAL DETAILS / Altri dettagli tecnici**

Faucet hole diameter: Ø 35 mm (1 3/8") / Diametro del foro rubinetto: Ø 35 mm (1 3/8")

**STARTING SLABS / Fondi di partenza**

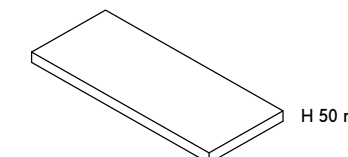
Thickness 6 mm (1/4") or 9 mm (3/8") or 12 mm (4 3/4") / Spessore 6 mm (1/4") o 9 mm (3/8") o 12 mm (4 3/4")

Sinks with height 12 mm are made only with 12 mm slabs

I lavabi con altezza 12 mm sono realizzati solo con fondo di partenza da 12 mm

	HEIGHT ALTEZZA		
	12 mm	30 mm	150 mm
<b>Top</b> Top			
<b>Single Hole</b> Foro Singolo	•	•	•
<b>Double Hole</b> Foro Doppio	•	•	•

### Shelf Mensola



H 50 mm

**DIMENSIONS / Dimensioni**

Customisable length L / Lunghezza personalizzabile L

Depth 35 cm (19 5/8") / Profondità 35 cm (19 5/8")

Height 5 cm (2") / Altezza 5 cm (2")

**STRUCTURE / Struttura**

Reinforcement: continuous panel

Rinforzo: pannello continuo

Brackets: included / Staffe: incluse

Bottom tiling is not provided

Non è previsto il rivestimento inferiore

**STARTING SLABS / Fondi di partenza**

Thickness 6 mm (1/4") or 9 mm (3/8") or 12 mm (4 3/4")

Spessore 6 mm (1/4") o 9 mm (3/8") o 12 mm (4 3/4")

Sinks with height 12 mm are made only with 12 mm slabs

I lavabi con altezza 12 mm sono realizzati solo con fondo di partenza da 12 mm

	HEIGHT ALTEZZA
<b>Shelf</b> Mensola	•



# Bathroom Furniture

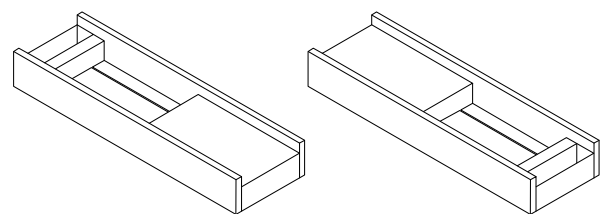
**DIALOGO** in collaboration with **Mario Ferrarini**

## Designer Sink Lavabo d'Autore

### WITHOUT FAUCET HOLE

Senza foro rubinetteria

130x40x17,5 cm | 51 1/8"x15 3/4"x6 7/8"



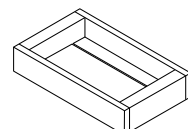
Top / Piano h 12,5 cm | 4 7/8"  
Edge / Bordo h 17,5 cm | 6 7/8"  
Black (RAL 9005) integrated towel holder  
Portasciugamano nero (RAL 9005) integrato al lavabo

## Sit-on basin Catino da appoggio

### WITHOUT FAUCET HOLE

Senza foro rubinetteria

67x40x12,5 cm | 26 3/8"x15 3/4"x4 1/2"



Enclosed back / Chiuso sul retro  
No brackets / No staffe

### INFORMATIONS FOR ALL DIALOGO SINKS

INFORMAZIONI PER TUTTI I LAVABI DIALOGO

**BASIN TECHNICAL DETAILS** / Caratteristiche tecniche vasca

Length 67 cm (26 3/8") / Lunghezza 67 cm (26 3/8")

Length 80 cm (31 5/8") / Lunghezza 80 cm (31 5/8")

Length 100 cm (39 3/8") / Lunghezza 100 cm (39 3/8")

Length 120 cm (47 1/4") / Lunghezza 120 cm (47 1/4")

Length 150 cm (59 1/2") / Lunghezza 150 cm (59 1/2")

Depth 40 cm (59 1/2") without Faucet hole / Profondità 40 cm (59 1/2") senza foro miscelatore

Depth 50 cm (15 3/4") with Faucet hole / Profondità 50 cm (15 3/4") con foro miscelatore

Height 12,5 cm (4 7/8") / Altezza 12,5 cm (4 7/8")

**STRUCTURE** / Struttura

Reinforcement: continuous panel / Rinforzo: pannello continuo

Brackets: included / Staffe: incluse

Bottom tiling is not provided / Non è previsto il rivestimento inferiore

**BASIN** / Vasca

Stainless steel, with porcelain tiling / In acciaio inox rivestita in gres porcellanato

Size 55x34 cm (21 5/8"x13 3/8") / Dimensione 55x34 cm (21 5/8"x13 3/8")

**FURTHER TECHNICAL DETAILS** / Altri dettagli tecnici

Ø 35 mm (1 3/8") / Ø 35 mm (1 3/8")

Faucet hole always centred with the basin / Foro rubinetto sempre centrato rispetto alla vasca

Overflow hole not present / Foro troppo pieno non presente

Drain hole diameter: 1 1/2" (drain not included) / Diametro piletta: 1 1/2" (piletta non inclusa)

**STARTING SLABS** / Fondi di partenza

Thickness 12 mm (4 3/4") / Spessore 12 mm (4 3/4")

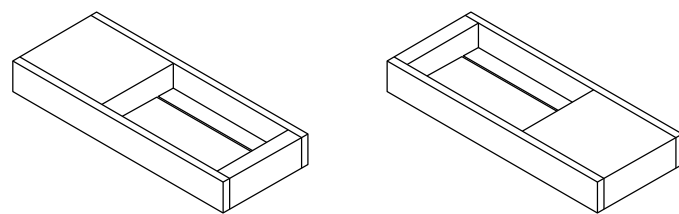
## Design Collection

## Single wall-mounted Sink Lavabo da parete singolo

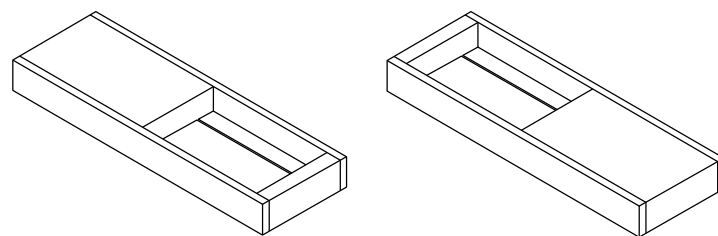
### WITHOUT FAUCET HOLE

Senza foro rubinetteria

100x40x12,5 cm | 39 3/8"x15 3/4"x4 7/8"



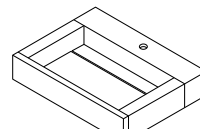
120x40x12,5 cm | 47 1/4"x15 3/4"x4 7/8"



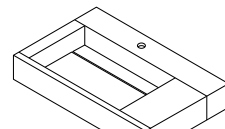
### WITH FAUCET HOLE

Con foro rubinetteria

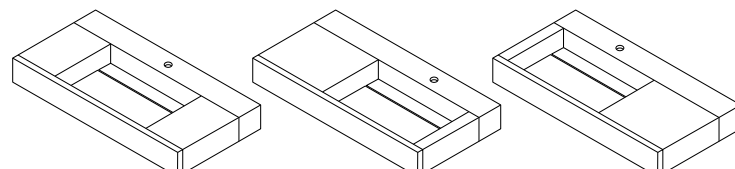
67x50x12,5 cm | 26 3/8"x19 5/8"x4 7/8"



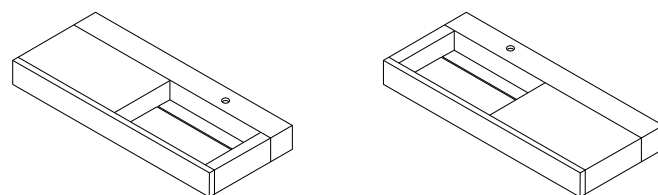
80x50x12,5 cm | 31 1/2"x19 5/8"x4 7/8"



100x50x12,5 cm | 39 3/8"x19 5/8"x4 7/8"



120x50x12,5 cm | 47 1/4"x19 5/8"x4 7/8"



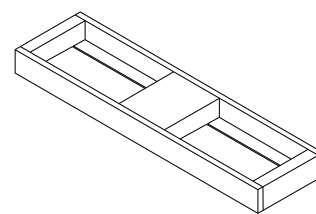
reddot winner 2022

## Twin wall-mounted Sink Lavabo da parete doppio

### WITHOUT FAUCET HOLE

Senza foro rubinetteria

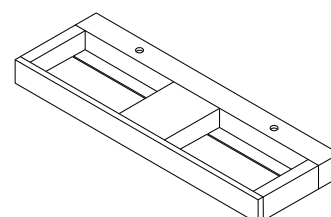
150x40x12,5 cm | 59"x15 3/4"x4 7/8"



### WITH FAUCET HOLE

Con foro rubinetteria

150x50x12,5 cm | 59"x19 5/8"x4 7/8"

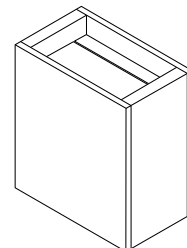


## Free-Standing

### WITHOUT FAUCET HOLE

Senza foro rubinetteria

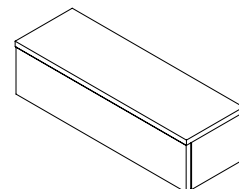
67x40x85 cm | 26 3/8"x15 3/4"x33 1/2"



Enclosed and accessible back / Retro chiuso ed accessibile  
No brackets / No staffe

## Designer Drawer Unit Cassettiera d'Autore

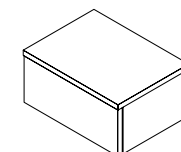
120x40x32 cm | 47 1/4"x15 3/4"x12 5/8"



## Single wall-mounted Drawer Unit Cassettiera singola sospesa

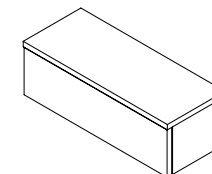
67x50x32 cm | 26 3/8"x19 5/8"x12 5/8"

80x50x32 cm | 31 1/2"x19 5/8"x12 5/8"



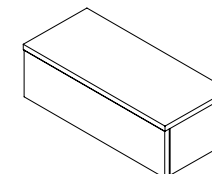
100x40x32 cm | 39 3/8"x15 3/4"x12 5/8"  
120x40x32 cm | 47 1/4"x15 3/4"x12 5/8"

D 40 mm



100x50x32 cm | 39 3/8"x19 5/8"x12 5/8"  
120x50x32 cm | 47 1/4"x19 5/8"x12 5/8"

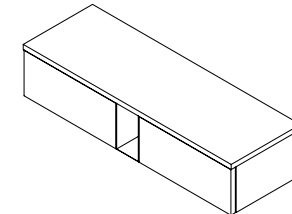
D 50 mm



## Twin wall-mounted Drawer Unit Cassettiera doppia sospesa

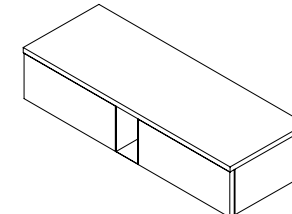
150x40x32 cm | 59"x15 3/4"x12 5/8"

D 40 mm



150x50x32 cm | 59"x19 5/8"x12 5/8"

D 50 mm



### INFORMATIONS FOR ALL DIALOGO UNITS

INFORMAZIONI PER TUTTE LE CASSETTIERE DIALOGO

**DIMENSIONS** / Dimensioni

Length 67 cm (26 3/8") / Lunghezza 67 cm (26 3/8")

Length 80 cm (31 5/8") / Lunghezza 80 cm (31 5/8")

Length 100 cm (39 3/8") / Lunghezza 100 cm (39 3/8")

Length 120 cm (47 1/4") / Lunghezza 120 cm (47 1/4")

Length 150 cm (59 1/2") / Lunghezza 150 cm (59 1/2")

Depth 40 cm (59 1/2") / Profondità 40 cm (59 1/2")

Depth 50 cm (15 3/4") / Profondità 50 cm (15 3/4")

Height 32 cm (12 5/8") / Altezza 32 cm (12 5/8")

**FURTHER TECHNICAL DETAILS** / Altri dettagli tecnici

Top covering in boxed porcelain tiles: height 3 cm (1 1/8")

Rivestimento superiore in gres porcellanato: altezza 3 cm (1 1/8")

Matt lacquered MDF casing, 3,2 cm (1 1/4") thick

Scocca in MDF spessore 3,2 cm (1 1/4") laccata opaca

Black open compartment (RAL 9005) / Vano a giorno nero (RAL 9005)

Front thickness: 3,2 cm (1 1/4") / Spessore frontale: 3,2 cm (1 1/4")

Interior clearance: 22 cm (8 5/8") / Luce interna: 22 cm (8 5/8")

Push opening system / Sistema d'apertura push

Rails with soft closing / Guide con chiusura ammortizzata

Drawer bottom in laminated panel and matching hardware

Fondo del cassetto in pannello nobilitato e ferramenta abbinata

**STARTING SLABS** / Fondi di partenza

Thickness 12 mm (4 3/4") / Spessore 12 mm (4 3/4")

INDEX



PRODUCT  
FINDER



SURFACE  
RANGE



COMPANY



COLLECTIONS



LARGE SIZES



SLABS FOR  
COUNTERTOPS  
& FURNITURE



FURNITURE



BATHROOM FURNITURE  
TABLES

FACADES



TECHNICAL  
SPECIFICATIONS





# Colors and finishes

## Design Collection

### Bicolor



Sink Color: 01  
Colore lavabo: 01  
Drawer Unit Color: 01  
Colore cassettiera: 01


Sink Color: 02  
Colore lavabo: 02  
Drawer Unit Color: 02  
Colore cassettiera: 02

Sink Color: 03  
Colore lavabo: 03  
Drawer Unit Color: 03  
Colore cassettiera: 03


Sink Color: 04  
Colore lavabo: 04  
Drawer Unit Color: 04  
Colore cassettiera: 04

Sink Color: 10  
Colore lavabo: 10  
Drawer Unit Color: 10  
Colore cassettiera: 10

### SINK COLORS



### DRAWER UNIT COLORS



\* Matte laquered MDF casing.

### Monocolor



Sink Color: 05  
Colore lavabo: 05  
Drawer Unit Color: 05  
Colore cassettiera: 05


Sink Color: 06  
Colore lavabo: 06  
Drawer Unit Color: 06  
Colore cassettiera: 06

Sink Color: 07  
Colore lavabo: 07  
Drawer Unit Color: 07  
Colore cassettiera: 07


Sink Color: 08  
Colore lavabo: 08  
Drawer Unit Color: 08  
Colore cassettiera: 08

Sink Color: 09  
Colore lavabo: 09  
Drawer Unit Color: 09  
Colore cassettiera: 09

### SINK COLORS



### DRAWER UNIT COLORS



INDEX



PRODUCT  
FINDER



SURFACE  
RANGE



COMPANY



COLLECTIONS



LARGE SIZES



SLABS FOR  
COUNTERTOPS  
& FURNITURE



FURNITURE



BATHROOM FURNITURE  
TABLES

FACADES



TECHNICAL  
SPECIFICATIONS





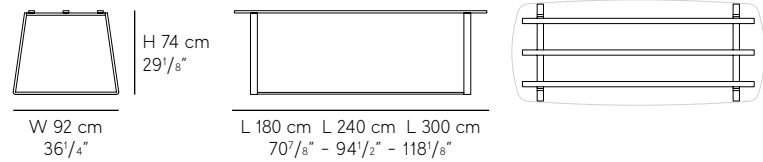
# Tables



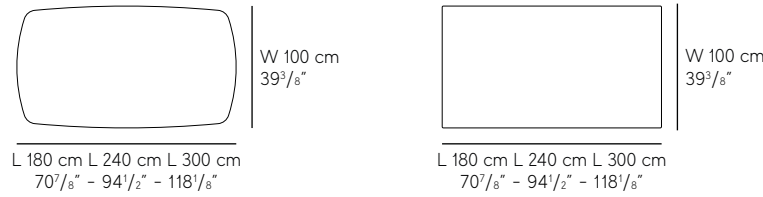
## Brooklyn 75 Dining Tables



**BASES** available in textured black and textured anthracite



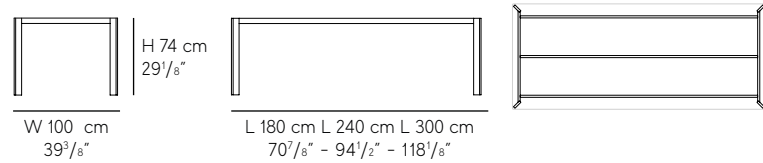
**TOPS**  $\frac{\times}{>}$  12 mm



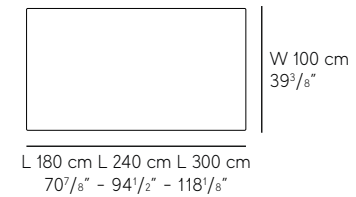
## Incontro 75 Dining Tables



**BASES** available in textured black and textured anthracite



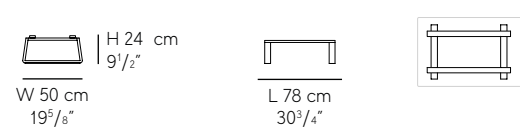
**TOPS**  $\frac{\times}{>}$  12 mm



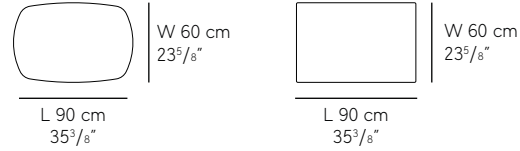
## Brooklyn 25 Coffee Tables



**BASES** available in textured black and textured anthracite



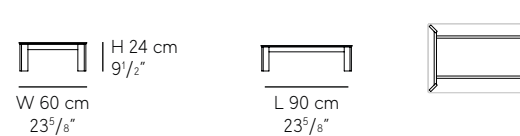
**TOPS**  $\frac{\times}{>}$  12 mm



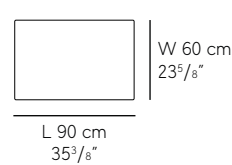
## Incontro 25 Coffee Tables



**BASES** available in textured black and textured anthracite



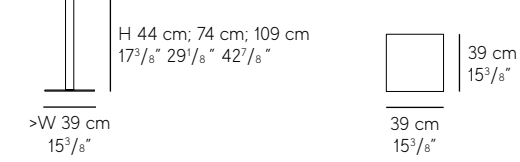
**TOPS**  $\frac{\times}{>}$  12 mm



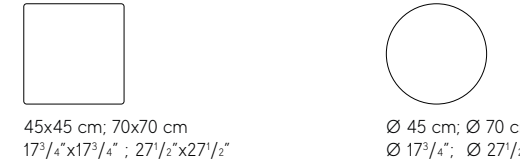
## Manhattan Hospitality Tables



**BASES** available in textured black and customed



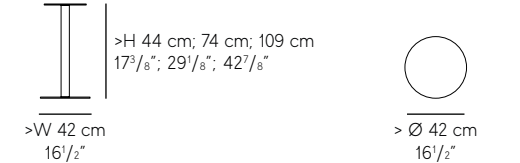
**TOPS**  $\frac{\times}{>}$  12 mm



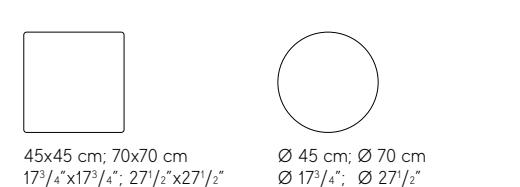
## Cosmopolitan Hospitality Tables



**BASES** available in textured black and customed



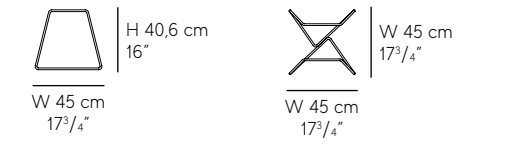
**TOPS**  $\frac{\times}{>}$  12 mm



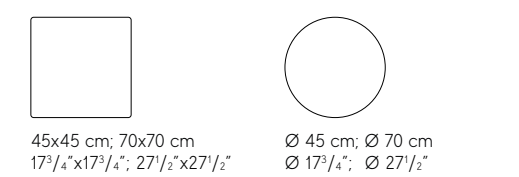
## Contatto Side Table



**BASES** available in textured black and chromed



**TOPS**  $\frac{\times}{>}$  12 mm



INDEX



PRODUCT  
FINDER



SURFACE  
RANGE



COMPANY




COLLECTIONS



LARGE SIZES



SLABS FOR  
COUNTERTOPS  
& FURNITURE



FURNITURE



BATHROOM FURNITURE  
TABLES

FACADES




TECHNICAL  
SPECIFICATIONS





# Top

## Porcelain tile colors and finishes



# Sinks cleaning and maintenance

### SANITIZING

Porcelain tiles surfaces are extremely easy to sanitize, owing to the physical and mechanical features of this material. Indeed, since they are produced at extremely high temperatures, they prove entirely poreless, which prevents mold, mildew and bacteria from spreading. This means sanitizing products or products with a specific concentration of chemicals capable of eradicating germs and bacteria from surfaces can easily be used, for optimum efficiency and without worrying about damaging the material itself.

### ROUTINE CLEANING

For routine cleaning, simply use a damp sponge or a microfibre cloth with hot water and ordinary neutral detergent\* then wipe dry with a soft cloth. To remove dirt built up in the corners, we recommend you rub with a nonabrasive soft bristle brush. Avoid using:  
 1. Products with waxing, restoring, polishing, brightening properties;  
 2. Products containing hydrofluoric acid and its derivatives;  
 3. Metal wire pads (iron and steel pads) or excessively abrasive pads.  
**CAUTION:** Porcelain tiles do not require the application of waxes or detergents with polishing additives, even when the surface is glossy/lapped.

\*such as Clean Universal made by Faber Chimica or Fila Clean&Shine for the Italian market - Fila Cleanall for the US market - Fila Brio for all other markets.

### EXTRAORDINARY CLEANING

In the event of tough stains, which cannot be removed during routine cleaning operations, we suggest the use of alkaline detergents\* for coffee, fruit juice, wine, ink stains and the like, acidic detergents\*\* in the event of limescale residue (or rust), use specific detergents to remove silicone sealant residue\*\*\*

\*such as Clean Degreaser - Deep Degreaser made by Faber Chimica or Fila Powerclean for the Italian market - Fila Hobby for other markets.  
 \*\*such as Clean Limescale - Tile Cleaner made by Faber Chimica or Fila Deepclean for the Italian market - Fila Via Bagno for other markets.  
 \*\*\*such as Epoxy Cleaner made by Faber Chimica or Fila Zerofil.

### STEEL SURFACES

Stainless steel is an extremely strong material and is not subject to the corrosive action of oxidation. However, specific products should be used for cleaning it. In addition, to avoid damaging the surface, do not use:  
 1. sponges or scourers that could cause irreversible scratches and abrasions;  
 2. aggressive chemicals;  
 3. cleaning products based on ammonia, bleach or chlorine.

### LACQUERED SURFACES

Daily cleaning and maintenance of the lacquered surfaces of the drawer unit. To maintain lacquered surfaces for as long as possible and in the best possible condition, proceed as follows:  
 1. Treat the stain promptly, allowing it to remain in contact with the surface for as little time as possible.  
 2. Only use a moistened microfibre cloth, white if possible. Do not use sponges or rags that could scratch the surface.  
 3. Use a NON-abrasive, neutral liquid soap solution. Marseille soap is particularly suitable. Simply dilute a few flakes in a bowl with lukewarm water, lightly dampen the cloth and wipe the surface.  
 4. After wiping, it is best to rinse and dry quickly, taking care to use a dry cloth different from the one used for cleaning. Air drying is not recommended because halos or traces of water may remain.  
 5. Do not use organic solvents such as acetone and alcohol, do not use detergents containing strong acids, kitchen detergents and substances containing ammonia, trichloroethylene and bleach.

# Notes

### CAUTION

Avoid accidental shocks that could result in chipping or irreversible damage. In the event of breakage, check that the structural parts are not damaged and, if necessary, discard the item. Avoid any improper use of the items and their components. Some removable parts could be used as blunt objects. Be careful: sharp edges and possible razor-sharp surfaces.

### IGIENIZZAZIONE

Le superfici in gres porcellanato sono estremamente facili da igienizzare, grazie alle caratteristiche fisico-meccaniche di questo materiale. Infatti, essendo prodotta ad altissime temperature, risulta totalmente priva di pori, fatto che impedisce a muffe e batteri di proliferare. È possibile utilizzare pertanto senza problemi prodotti igienizzanti ossia con una determinata concentrazione di sostanze in grado di eliminare germi e batteri dalle superfici, con la massima efficacia e senza temere di rovinare il materiale stesso.

### PULIZIA ORDINARIA

Per la pulizia quotidiana è sufficiente utilizzare una spugna inumidita o un panno in microfibra con acqua calda e un comune detergente neutro\* asciugando con un panno morbido. Per la rimozione di sporco accumulatosi negli angoli si suggerisce di strofinare con uno spazzolino con setole morbide non abrasive. Evitare l'utilizzo di:  
 1. Prodotti con caratteristiche ceranti, ravvivanti, lucidanti, brillantanti;  
 2. Prodotti che contengono acido fluoridrico e suoi derivati;  
 3. Pagliette di metallo (spugnette di ferro e acciaio) o eccessivamente abrasive.  
**ATTENZIONE:** Il gres porcellanato non richiede l'applicazione di cere o di detergenti con additivi lucidanti anche quando ha una superficie lucida/lappata.

\*tipo Clean Universal della Faber Chimica oppure Fila Clean&Shine per mercato IT - Fila Cleanall per mercato USA - Fila Brio per tutti gli altri mercati.

### PULIZIA STRAORDINARIA

Nel caso di macchie ostinate, non rimovibili con la pulizia ordinaria, si suggerisce di utilizzare detergenti a base alcalina\* per caffè, succhi di frutta, vino, inchiostro, ed etc...  
 detergenti a base acida\*\* nel caso di residui di calcare (o ruggine) utilizzare detergenti specifici per la rimozione di residui di sigillanti silicatici\*\*\*

\*tipo Clean Degreaser - Deep Degreaser della Faber Chimica oppure Fila Powerclean per mercato IT - Fila Hobby per gli altri mercati.  
 \*\*tipo Clean Limescale - Tile Cleaner della Faber Chimica oppure Fila Deepclean per il mercato IT - Fila Via Bagno per gli altri mercati.  
 \*\*\*tipo Epoxy Cleaner della Faber Chimica oppure Fila Zerofil.

### SUPERFICI IN ACCIAIO

L'acciaio inox è un materiale estremamente resistente e non è soggetto all'azione corrosiva dell'ossidazione. Tuttavia per la pulizia è opportuno adoperare prodotti specifici. Inoltre per evitare il danneggiamento della superficie non utilizzare:  
 1. spugne o pagliette metalliche che potrebbero generare graffi ed abrasioni irreversibili;  
 2. sostanze chimiche aggressive;  
 3. prodotti per la pulizia a base di ammoniaca, candeggina o cloro.

### SUPERFICI LACCATE

Pulizia e manutenzione quotidiana delle superfici laccate della cassetteria. Per conservare le superfici laccate per il maggior tempo e nella migliore condizione possibile, è necessario rispettare e seguire i seguenti punti:  
 1. Agire tempestivamente sulla macchia, lasciando che questa rimanga il minor tempo possibile a contatto con la superficie;  
 2. Utilizzare esclusivamente un panno in microfibra inumidito, possibilmente bianco. Non utilizzare spugne o stracci che potrebbero graffiare la superficie;  
 3. Utilizzare una soluzione di sapone liquido neutro NON abrasivo. Particolarmente indicato è il Sapone di Marsiglia, sarà sufficiente diluire alcune scaglie in una bacinella d'acqua tiepida, bagnare leggermente il panno e passarlo sulla superficie;  
 4. Dopo aver passato il panno, è bene procedere con le operazioni di risciacquo e asciugatura in maniera rapida, avendo cura di usare un panno asciutto diverso da quello utilizzato per la pulizia. L'asciugatura all'aria è sconsigliata perché potrebbero rimanere aloni o tracce di acqua;  
 5. Non usare solventi organici come acetone ed alcool, non usare detergenti contenenti acidi forti, detergenti per cucina e sostanze contenenti ammoniaca, trielina e candeggina.

### ATTENZIONE

Evitare urti accidentali che potrebbero provocare sbecature o lesioni non ripristinabili. In presenza di rotture verificare che le parti strutturali non siano compromesse e nel caso mettere fuori utilizzo l'oggetto. Evitare qualsiasi uso improprio degli articoli e dei loro componenti. Alcune parti rimovibili potrebbero essere utilizzate come oggetti contundenti. Prestare attenzione: spigoli acuminati e possibile presenza di superfici taglienti.



- INDEX ≡

---

- PRODUCT FINDER >

---

- SURFACE RANGE >

---

- COMPANY >

---

- COLLECTIONS >

---

- LARGE SIZES >

---

- SLABS FOR COUNTERTOPS & FURNITURE >

---

- FURNITURE >
- BATHROOM FURNITURE TABLES

---

- FACADES >


---

- TECHNICAL SPECIFICATIONS >



# Facades

- ◇ BONDED FACADES
- ◇ VENTILATED FACADES

INDEX 

PRODUCT  
FINDER >

SURFACE  
RANGE >

COMPANY >

COLLECTIONS >

LARGE SIZES >

SLABS FOR  
COUNTERTOPS  
& FURNITURE >

FURNITURE >

FACADES >

BONDED FACADES  
VENTILATED FACADES

TECHNICAL  
SPECIFICATIONS >





# Bonded facades


## On plaster



Suitable thicknesses  
 ± 6 mm  
 ± 9 mm  
 ± 12 mm


- 1 Stoneware cladding
- 2 Safety hook
- 3 Highly deformable adhesive
- 4 Masonry

## On thermal coat



Suitable thicknesses  
 ± 6 mm <sup>(1)</sup>

- 1 Stoneware cladding
- 2 Highly deformable adhesive
- 3 Structural plaster
- 4 Fiber glass mesh
- 5 Structural render
- 6 Insulating panel
- 7 Adhesive
- 8 Masonry




### BONDED FACADES ON PLASTER

Porcelain panels are bonded directly to the outer plaster layer of the wall face using the double spreading method with the proper adhesive depending on the nature of the substrate, environmental conditions, and panel size. It is advisable to place metal hooks as an additional safety restraint, which will remain hidden behind the slab. These hooks are then mechanically attached to the wall.

### FACCIAE INCOLLATE SU INTONACO

I pannelli in gres vengono incollati direttamente allo strato di intonaco esterno del paramento murario, adottando il metodo della doppia spalmatura con idoneo adesivo in funzione alla natura del sottofondo, delle condizioni ambientali e del formato del pannello. È consigliabile disporre ganci metallici, come ulteriore ritegno di sicurezza, che rimarranno nascosti dietro la lastra preventivamente lavorata. Tali ganci sono poi fissati meccanicamente alla parete.



### BONDED FACADES ON THERMAL COAT

External vertical cladding system made by bonding the ceramic slabs to the insulating layer using the double spreading method with the proper adhesive depending on the nature of the substrate, environmental conditions, and panel size. Light colors with a solar reflectance index (SR) greater than 20% are recommended.

### FACCIAE INCOLLATE SU CAPPOTTO TERMICO



Sistema di rivestimento verticale esterno realizzato incollando le lastre ceramiche allo strato di isolante, adottando il metodo della doppia spalmatura con idoneo adesivo in funzione alla natura del sottofondo, delle condizioni ambientali e del formato del pannello. Sono da privilegiare colori chiari con indice di riflettanza solare (SR) maggiore del 20%.

<sup>(1)</sup> However, we do not exclude the possibility of using thicker, larger slabs on insulating layers after further evaluation at the design stage or on-site surveys in the case of work on existing surfaces. - Non si esclude comunque la possibilità di incollare su isolante in facciata lastre di spessore e formato maggiori previa ulteriori valutazioni in fase di progetto o rilievi in sito in caso di interventi su esistente.



# Ventilated facades\*

## With visible mechanical hooks





### VENTILATED FACADES WITH VISIBLE MECHANICAL HOOKS

The attachment of the slabs is visible and done with steel clips, possibly painted in a color similar to the facing. The metal structure of the system consists of vertical mullions and brackets anchored to the wall of the building by appropriately sized dowels. The coupling system between bracket and upright ensures compliance with the designed geometric constraints while also allowing for minor adjustment during installation.

### FACCIATE VENTILATE CON AGGANCI A VISTA MECCANICI

L'aggancio delle lastre è visibile e realizzato con clips di acciaio, eventualmente verniciate con un colore simile al paramento. La struttura metallica del sistema è composta da montanti verticali e staffe, ancorate alla parete portante dell'edificio mediante tasselli opportunamente dimensionati. Il sistema di aggancio tra staffa e montante permette di rispettare i vincoli geometrici progettati garantendo piccoli aggiustamenti in fase di posa.

## With invisible mechanical hooks





### VENTILATED FACADES WITH INVISIBLE MECHANICAL HOOKS

The attachment is concealed on the back of the slab by means of special steel inserts that fit into previously-made holes. The metal structure of the system consists of vertical mullions, horizontal beams, and brackets anchored to the wall of the building by appropriately sized dowels. The coupling system between bracket and upright ensures compliance with the designed geometric constraints while also allowing for minor adjustments during installation.

### FACCIATE VENTILATE CON AGGANCI A SCOMPARSA MECCANICI

L'aggancio è occulto sul retro della lastra mediante speciali inserti di acciaio che si inseriscono in fori sottosquadro, precedentemente realizzati meccanicamente. La struttura metallica del sistema è composta da montanti verticali, correnti orizzontali e staffe, ancorate alla parete portante dell'edificio mediante tasselli opportunamente dimensionati. Il sistema di aggancio tra staffa e montante permette di rispettare i vincoli geometrici progettati garantendo piccoli aggiustamenti in fase di posa.

## With invisible chemical-mechanical hooks




### VENTILATED FACADES WITH INVISIBLE CHEMICAL-MECHANICAL HOOKS

For slabs less than 9 mm thick, the attachment system is not only mechanical but also chemical. Depending on the case, the bonding can be continuous and applied to a backing layer or directly to the metal profiles of the structure. The hybrid nature of the attachment thus provides greater safety than single-attachment techniques.

### FACCIATE VENTILATE CON AGGANCI A SCOMPARSA CHIMICO-MECCANICI

Per lastre di spessore inferiore a 9 mm, il sistema di aggancio non sarà esclusivamente meccanico ma anche chimico. A seconda dei casi l'incollaggio può essere continuo e applicato ad uno strato di supporto oppure direttamente ai profili metallici della struttura. La natura ibrida dell'aggancio garantisce così maggior sicurezza rispetto ad agganci con tecnica di fissaggio singola.

## With invisible hooks for slabs with incisions (kerf)

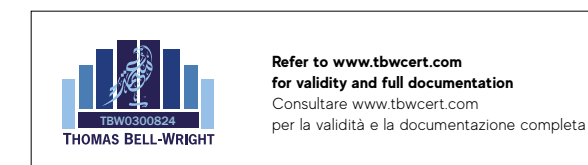


### VENTILATED FACADES WITH INVISIBLE HOOKS FOR SLABS WITH INCISIONS (KERF)

For 20-mm-thick slabs, the concealed attachment system consists of clips inserted into an incision on the edge of the slabs, previously cut into the thickness along the parallel horizontal sides with respect to the orientation of the installation. The structure can be the same as the systems with visible fasteners.

### FACCIATE VENTILATE CON AGGANCI A SCOMPARSA PER LASTRE INTAGLIATE (KERF)

Per lastre di spessore 20 mm il sistema di aggancio occulto è costituito da clips inserite in una incisione sulla costa delle lastre, preventivamente incise nello spessore lungo i lati paralleli orizzontali rispetto all'orientamento dell'installazione. La struttura può essere la stessa dei sistemi con aggancio a vista.



FR-DE-ES-RU





\* Technological exterior cladding systems consisting of a series of layers anchored to the building walls by a metal structure. A layer of thermal and acoustic insulation is usually applied directly on the wall, and then porcelain tile cladding is added externally. A hollow space is created between the two layers to ensure the breathability of the facade through continuous ventilation. - Sistemi tecnologici di rivestimento esterno costituiti da una serie di strati ancorati alle pareti dell'edificio mediante una struttura metallica. A contatto con la parete in genere è applicato uno strato di isolante termico ed acustico e più esternamente il rivestimento in gres porcellanato. Tra i due strati si crea un'intercapedine vuota che garantisce traspirazione della facciata mediante ventilazione continua.




# Technical Specifications

- ↔ ENVIRONMENTAL SUSTAINABILITY
- ↔ CERTIFICATIONS
- ↔ SENSITECH TECHNOLOGY
- ↔ VELVETECH TECHNOLOGY
- ↔ TECHNICAL SPECIFICATION
- ↔ DESTINATIONS OF USE
- ↔ COLOR-SHADING
- ↔ LAYING SUGGESTIONS, CLEANING AND MAINTENANCE
- ↔ PACKING
- ↔ GENERAL SALES CONDITIONS


INDEX 

PRODUCT FINDER 

SURFACE RANGE 

COMPANY 

COLLECTIONS 

LARGE SIZES 

SLABS FOR COUNTERTOPS & FURNITURE 

FURNITURE 

FACADES 

TECHNICAL SPECIFICATIONS 



# Environmental sustainability



## Environment and health / Ambiente e salute

Advanced purification systems, which contribute to the containment of atmospheric emissions

RTO system to reduce harmful emissions and odours

Reduction of CO<sub>2</sub> emissions due to automated vertical warehouse

100% recyclable packaging materials

0% lead, cadmium, and other dangerous substances in products

All Atlas Concorde products, during their use, do not release VOCs (Volatile Organic Compounds)

## Energy optimisation / Ottimizzazione energetica

100% LED light

Heat recovery from furnaces and cooling water

Efficient methane gas cogeneration plant

Recovery of residual heat energy by tube heat exchangers

## Waste management / Gestione degli scarti

100% of cooked and raw waste recovered internally

90% recovered waste

100% water recovered for internal use



For Atlas Concorde, being Made in Italy is not just a prestigious certification of style, design, and production excellence, but an identity that involves all aspects of its business. For this reason, we identify with the values expressed by Confindustria Ceramica's ethical code, which guarantee absolute compliance with labor regulations, and with the marks Made in Italy and Ceramics of Italy, which certify the quality of authentic Italian style.

# Certifications

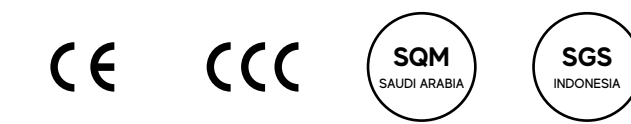
## Company certifications / Certificazioni aziendali



## Product declarations / Dichiarazioni di prodotto



## Certifications for export to international markets\*



### QB UPEC PORCELAIN TILES

AIX  
AXI  
BOOST  
BOOST NATURAL  
BOOST MIX  
BOOST PRO  
BOOST STONE  
BRAVE  
ETIC  
ETIC PRO  
EXENCE  
HEARTWOOD

KONE  
LIMS  
MARVEL  
MARVEL DREAM  
MARVEL GEMS  
MARVEL PRO  
MARVEL SHINE  
MARVEL STONE  
PRISM  
TRUST  
VENTI BOOST

### QB UPEC F+ OUTDOOR ± 20 MM

BOOST  
BOOST NATURAL  
BOOST PRO  
BOOST STONE  
BRAVE  
NORDE  
TRUST

### CLASSIFICATION UPEC/UPEC F+ EN COURS DE CERTIFICATION

BOOST BALANCE  
BOOST MINERAL  
MARVEL MERAVIGLIA  
MARVEL TRAVERTINE  
MARVEL X



\* Valid certification for porcelain tile and single-fired products. - Certificazione valida per prodotti in gres porcellanato e monocottura.


\* Shipments can be made in accordance with national requirements anywhere in the world, even in markets with complex customs procedures, thanks to our active cooperation with accredited certification bodies in each country. - Possibilità di spedizioni conformi alle prescrizioni nazionali ovunque nel mondo, anche in mercati con procedure doganali complesse, grazie alla collaborazione sempre attiva con gli enti di certificazione accreditati in ciascun paese. - Dank unserer aktiven Zusammenarbeit mit den akkreditierten Zertifizierungsstellen in den einzelnen Ländern können die Sendungen in Übereinstimmung mit den nationalen Anforderungen überall auf der Welt versandt werden, selbst auf Märkten mit komplexen Zollverfahren. - Possibilità d'expéditions conformes aux prescriptions nationales partout dans le monde, même sur les marchés dont les procédures douanières sont complexes, grâce à la collaboration toujours active avec les organismes de certification homologués dans chaque pays. - Se pueden realizar envíos según la normativa nacional a cualquier parte del mundo, incluso a mercados con procedimientos aduaneros complejos, gracias a la cooperación permanente con los organismos de certificación acreditados en cada país. - Компания имеет возможность осуществлять поставки в любую точку мира в соответствии с национальными требованиями, даже на рынках со сложными таможенными процедурами, благодаря неизменно активному сотрудничеству с аккредитованными органами сертификации в каждой стране.

<sup>1)</sup> Classificazione UPEC aggiornata al - Classement UPEC mis à jour au: 2024  
<sup>2)</sup> Si consiglia la consultazione della pagina - On vous conseille de vous connecter à: <https://database.cstb.fr/holderdetails?UId=ETB-2094&AppRef=QB32>  
<sup>3)</sup> Per ulteriori informazioni scrivere a - Pour tous renseignements complémentaires merci d'écrire à: [france@atlasconcorde.it](mailto:france@atlasconcorde.it)





# Sensitech



Traditional anti-slip surface

The innovative Sensitech Surface

Sensitech is the high-tech surface for indoor and outdoor settings created by Atlas Concorde Laboratories. The surface combines high slip resistance performance with tactile softness. With Sensitech, the meaning of surface evolves and takes on a reassuring, pleasant and practical touch, making architectural spaces more comfortable and appealing.

Sensitech è la superficie ad alto coefficiente tecnologico per gli ambienti interni ed esterni realizzata dai Laboratori Atlas Concorde. La superficie coniuga elevate prestazioni di resistenza allo scivolamento ad una maggiore morbidezza tattile. Con Sensitech il significato di superficie si evolve e assume un tocco rassicurante, piacevole e pratico, rendendo gli spazi architettonici sempre più confortevoli e appaganti.



# Velvetech



Velvetech is the new technology with an Italian patent inspired by the effect of sanding on the surface. Velvetech has silk-like reflections and a velvety soft hand. The naturalness of the surface is emphasised by areas of different opacity that contribute to the depth of the surface.

Velvetech è la nuova tecnologia con brevetto depositato in Italia ispirata all'effetto della levigatura sulla superficie. Velvetech si presenta con riflessi che ricordano la seta e una mano vellutata e morbida. La naturalezza della superficie è evidenziata da zone di diversa opacità che contribuiscono a dare profondità alla superficie.



INDEX



PRODUCT  
FINDER



SURFACE  
RANGE



COMPANY



COLLECTIONS



LARGE SIZES



SLABS FOR  
COUNTERTOPS  
& FURNITURE



FURNITURE



FACADES



TECHNICAL  
SPECIFICATIONS





# Porcelain Tiles Technical Specification

Complies with	EN 14411 (ISO 13006)	Appendix	G	Group	Bla
Conforme alla norma	EN 14411 (ISO 13006)	Appendice	G	Gruppo	Bla
Conforme à la norme	EN 14411 (ISO 13006)	Appendice	G	Groupe	Bla
Entsprechend	EN 14411 (ISO 13006)	Anhang	G	Gruppe	Bla
Conforme a la norma	EN 14411 (ISO 13006)	Apéndice	G	Grupo	Bla
Соответствует норме	EN 14411 (ISO 13006)	Приложение	G	Группа	Bla

- (\*) **The permissible deviation, in % or mm, of the average size for each tile (2 or 4 sides) from work size (WS).**  
Deviazione ammissibile, in % oppure mm, della dimensione media di ogni piastrella (2 oppure 4 lati) dalla dimensione di fabbricazione (WS).
- (\*\*) **The permissible deviation, in % or mm, of the average thickness for each tile from the work size thickness (WS).**  
Deviazione ammissibile, in % oppure mm, dello spessore medio di ogni piastrella dallo spessore riportato nella dimensione di fabbricazione (WS).
- (\*\*\*) **The maximum permissible deviation from straightness, in % or mm, related to the corresponding work sizes (WS).**  
Deviazione massima ammissibile di rettilineità, in % oppure mm, in rapporto alle dimensioni di fabbricazione (WS) corrispondenti.
- (\*\*\*\*) **The maximum permissible deviation from rectangularity, in % or mm, related to the corresponding work sizes (WS).**  
Deviazione massima ammissibile di ortogonalità, in % oppure mm, in rapporto alle dimensioni di fabbricazione (WS) corrispondenti.
- c.c. **The maximum permissible deviation from centre curvature, in % or mm, related to diagonal calculated from the work sizes (WS).**  
Deviazione massima ammissibile della curvatura del centro, in % oppure mm, in rapporto alla diagonale calcolata secondo le dimensioni di fabbricazione (WS).
- e.c. **The maximum permissible deviation from edge curvature, in % or mm, related to the corresponding work sizes (WS).**  
Deviazione massima ammissibile della curvatura dello spigolo, in % oppure mm, in rapporto alle dimensioni di fabbricazione (WS) corrispondenti.
- w. **The maximum permissible deviation from warpage, in % or mm, related to diagonal calculated from the work sizes (WS).**  
Deviazione massima ammissibile dello svergolamento, in % oppure mm, in rapporto alla diagonale calcolata secondo le dimensioni di fabbricazione (WS).
- (1) **Determination of slip resistance of pedestrian surfaces; it does not cover sports surfaces and road surfaces for vehicles (skid resistance).**  
Determinazione della resistenza allo scivolamento delle superfici pedonabili; non si applica alle pavimentazioni sportive ed alle pavimentazioni stradali veicolari.
- (2) **Anti-slip performance is guaranteed at the time of delivery of the product.**  
Le prestazioni anti-slip vengono garantite al momento della consegna del prodotto.
- (3) **However, tiles with a DCOF of 0.42 or greater are not necessarily suitable for all projects. The specifier shall determine tiles appropriate for specific project conditions, considering by way of example, but not in limitation, type of use, traffic, expected contaminants, expected maintenance, expected wear, and manufacturers' guidelines and recommendations.**  
Tuttavia, le piastrelle con un DCOF di 0,42 o superiore non sono necessariamente adatte per tutti i progetti. Il specificatore deve determinare le piastrelle appropriate per le condizioni specifiche del progetto, considerando, per esempio, ma non per limitazione, il tipo di utilizzo, il traffico, i contaminanti attesi, la manutenzione attesa, l'usura attesa e le linee guida e le raccomandazioni dei produttori.
- (4) **For further details, please refer to outdoor design general catalogue.** Per maggiori informazioni riferirsi al catalogo generale Outdoor Design.
- (5) **Only for products with 20 mm thickness. Solo per prodotti a 20mm di spessore.**

## Technical feature symbols

			<p><b>Length and width</b> / Lunghezza e larghezza / Longeur et largeur / Länge und Breite / Longitud y anchura / Размеры сторон (*)</p> <p><b>Thickness</b> / Spessore / Epaisseur / Stärke / Grosor / Толщина (**)</p> <p><b>Straightness of sides</b> / Rettilineità degli spigoli Rectitude des arêtes / Kantengeradheit / Rectilineidad de las aristas / Кривизна сторон (***)</p> <p><b>Rectangularity</b> / Ortogonalità / Orthogonalite / Rechtwinkligkeit / Ortogonalidad / Косоугольность (****)</p> <p><b>(Measurement only on short edges when L/l ≥ 3)</b> (Misurazione da condurre solo sui lati corti quando L/l ≥ 3) (Ne mesurez que les côtés courts lorsque L/l ≥ 3) (Messung nur an den kurzen Seiten, wenn L/l ≥ 3) (Medir solo en los lados cortos cuando L/l ≥ 3) (Измерение проводится только на короткой грани, когда L/l ≥ 3)</p>
			<p>c.c.</p> <p>e.c.</p> <p>ws.</p>
<b>Regularity characteristics</b> Caratteristiche di regolarità Caractéristiques de régularité Regelmäßigkeit Características de regularidad Свойства правильности	ISO 10545-2		
<b>Structural characteristics</b> Caratteristiche strutturali Caractéristiques structureales Strukturelle Eigenschaften Características estructurales Конструктивные свойства	ISO 10545-3		<b>Water absorption (in % by mass)</b> / Massa d'acqua assorbita (come % della massa) Masse d'eau absorbée (en % de la masse) / Aufgenommene Wassermasse (in % der Masse) / Peso de agua absorbida (como % de la masa) / Водопоглощение (% от массы)
	ASTM C 373-18		
<b>Bulk mechanical characteristics</b> Caratt. meccaniche massive Caractéristiques mécaniques massives Mechanische Eigenschaften des Scherben Características mecánicas Механические свойства массы	ISO 10545-4		<b>Breaking strength</b> / Sforzo di rottura Force de rupture / Bruchlast / Esfuerzo de ruptura / Усилие на излом
	EN 1339 Annex F		<b>Modulus of rupture</b> / Resistenza alla flessione Résistance à la flexion / Biegefestigkeit / Resistencia a la flexión / Устойчивость к изгибу
	ISO 10545-5		<b>Bending strength and breaking load</b> / Resistenza a flessione e al carico di rottura Résistance à la flexion et à la charge de rupture / Biege- und Bruchfestigkeit Extraordinaria resistencia a la flexión y a la carga de rotura / Предел прочности при изгибе и разрушающая нагрузка (4)(5)
<b>Surface mechanical characteristics</b> Caratt. meccaniche superficiali Caractéristiques mécaniques superficielles Mechanische Eigenschaften der Oberfläche Características mecánicas superficiales Поверхностные механические свойства	ISO 10545-6		<b>Resistance to deep abrasion of unglazed tiles (removed volume)</b> Resistenza all'abrasione profonda delle piastrelle non smaltate (volume materiale asportato) Résistance à l'abrasion profonde des carreaux non émaillés (volume du matériau retiré) Widerstand gegen Tiefenverschleiß von unglasierten Fliesen (Materialabtrag bzw. Volumenverlust) Resistencia a la abrasión profunda de las baldosas no esmaltadas (volumen material extraído) Стойкость к глубокому истиранию неглазурованных плиток (объем удаленного материала)
	ISO 10545-8		<b>Coefficient of thermal linear expansion</b> / Coefficiente di dilatazione termica lineare Coefficient de dilatation thermique linéique / Lineare thermische Dehnung Coeficiente de dilatación térmica lineal / Коэффициент линейного расширения
<b>Thermal and hygrometric characteristics</b> Caratt. termo-igrometriche C. thermiques et hygrométriques Thermo-hygrometrische Eigenschaften Características termohigrométricas Тепловые и гигрометрические свойства	ISO 10545-9		<b>Thermal shock resistance</b> / Resistenza agli sbalzi termici Résistance aux écarts de température / Temperaturwechselbeständigkeit Resistencia a los cambios de temperatura / Устойчивость к перепаду температур
	ISO 10545-10		<b>Moisture expansion (in mm/m)</b> / Dilatazione all'umidità (in mm/m) Dilatation à l'humidité (en mm/m) / Feuchtigkeitsausdehnung (in mm/m) Dilatación por la humedad (en mm/m) / Расширение под воздействием влаги (в мм/м)
	ISO 10545-12		<b>Frost resistance</b> / Resistenza al gelo Résistance aux gel / Frostbeständigkeit / Resistencia a las heladas / Морозоустойчивость
<b>Physical properties</b> Proprietà fisiche Propriétés physiques Physikalische Eigenschaften Propiedades físicas Физические характеристики	EN 12004-2		<b>Bond strength/adhesion for improved cementitious adhesives</b> / Adesione a trazione con adesivi cementizi migliorati Adhérence par traction avec des ciments-colle améliorés / Scherfestigkeit mit verbesserten zementhaltigen Klebern Adherencia a tracción con adhesivos cementosos mejorados Прочность на растяжение при приклеивании улучшенными цементными клеями
	-		<b>Reaction to fire</b> / Reazione al fuoco Réaction au feu / Brandverhalten / Reacción al fuego / Огнестойкость
<b>Chemical characteristics</b> Caratteristiche chimiche Caractéristiques chimiques Chemische Eigenschaften Características químicas Химические свойства	ISO 10545-13		<b>Resistance to household chemicals and swimming pool salts</b> Resistenza ai prodotti chimici di uso domestico ed agli additivi per piscina Résistance aux produits chimiques à usage domestique et aux adjuvants pour piscine Beständigkeit gegen Haushaltschemikalien und Badewasserzusätze Resistencia a los productos químicos de uso doméstico / Стойкость к химикатам, используемым в быту и для бассейнов
	ISO 10545-14		<b>Resistance to low concentrations of acids and alkalis</b> / Resistenza a basse concentrazioni di ACIDI e ALCALI Résistance aux acides et aux alcalis à basse concentration / Beständigkeit gegen niedrigkonzentrierte Säuren und Laugen Resistencia a los ácidos y bases de baja concentración / Сопротивление кислотам и щелочам низкой концентрации
			<b>Resistance to high concentrations of acids and alkalis</b> / Resistenza ad alte concentrazioni di ACIDI e ALCALI Résistance aux acides et aux alcalis à haute concentration / Beständigkeit gegen hochkonzentrierte Säuren und Laugen Resistencia a los ácidos y bases de alta concentración / Сопротивление кислотам и щелочам высокой концентрации
	DIN EN 16165 ANNEX B (EX DIN 51130)		<b>Resistance to staining, for unglazed tiles</b> / Resistenza alle macchie per piastrelle non smaltate Résistance aux taches pour carreaux non émaillés / Widerstand gegen Fleckenbildung für unglasierte Fliesen / Resistencia a las manchas para azulejos no esmaltados / Устойчивость к загрязнению, для неглазурованных плиток
	DIN EN 16165 ANNEX A (EX DIN 51097)		<b>Shod Ramp Test</b> / Metodo della rampa "calzato" / Test de la rampe « chaussé » / Rampenmethode mit Schuhen Método de la rampa "calzado" / Метод наклонной плоскости (в обуви)
	BS EN 16165 ANNEX C (EX BS 7976)		<b>Barefoot Ramp Test</b> / Metodo della rampa a piedi nudi / Test de la rampe à pieds nus / Rampenmethode barfuß Método de la rampa a pies descalzos / Метод наклонной плоскости (босыми ногами) (1)(2)
<b>Safety characteristics</b> Caratteristiche di sicurezza Caractéristiques de sécurité Sicherheitsmerkmale Características de seguridad Характеристики безопасности	AS 4586		<b>Pendulum Friction Test</b> / Metodo del Pendolo Méthode du Pendule / Pendelmethode / Método del péndulo / Метод маятника (1)(2)
	UNE EN 16165 ANNEX C (EX UNE 41901 EX2017)		<b>Coefficient of friction (COF)</b> / Coefficiente di attrito Coefficient de frottement / Reibungskoeffizient / Coeficiente de roce / Коэффициент трения (1)(2)
	B.C.R.A. Rep. CEC/81		<b>Dynamic coefficient of friction (DCOF)</b> / Coefficiente di attrito dinamico Coefficient de frottement dynamique / Dynamischer Reibungskoeffizient / Coeficiente de roce dinámico (1)(2)(3)
	ANSI A 326,3		<b>Dinamic coefficient of friction (DCOF)</b> / Coefficiente di attrito dinamico Coefficient de frottement dynamique / Dynamischer Reibungskoeffizient / Coeficiente de roce dinámico (1)(2)(3)

Technical features - Caratteristiche tecniche - Caractéristiques techniques - Technische Daten - Características técnicas - Технические характеристики





### Porcelain tiles technical features

		Requirements for nominal size N Requisiti per dimensione nominale N			AXI	BOOST					
		7 cm ≤ N < 15 cm (mm)	N ≥ 15 cm (%) (mm)			Matte ± 9 mm	Matte Sensitech ± 9 mm	Matte ± 6 mm	Matte Sensitech ± 6 mm	Grip Sensitech ± 9 mm	Outdoor Sensitech ± 20 mm
Regularity characteristics	Length and width Lunghezza e larghezza	ISO 10545-2	± 0.9 (*) Non-rect. ± 0.4 (*) Rect.	± 0.6 (*) Non-rect. ± 0.3 (*) Rect.	± 2.0 (*) Non-rect. ± 1.0 (*) Rect.	Suitable for Conforme	Suitable for Conforme	Suitable for Conforme	Suitable for Conforme	Suitable for Conforme	Suitable for Conforme
	Thickness Spessore		± 0.5 (**)	± 5 (**)	± 0.5 (**)	Suitable for Conforme	Suitable for Conforme	Suitable for Conforme	Suitable for Conforme	Suitable for Conforme	Suitable for Conforme
	Straightness of sides Rettilineità degli spigoli		± 0.8 (***) Non-rect. ± 0.4 (***) Rect.	± 0.5 (***) Non-rect. ± 0.3 (***) Rect.	± 1.5 (***) Non-rect. ± 0.8 (***) Rect.	Suitable for Conforme	Suitable for Conforme	Suitable for Conforme	Suitable for Conforme	Suitable for Conforme	Suitable for Conforme
Structural characteristics	Rectangularity (Measurement only on short edges when L1/3) Ortogonalità (Misurazione da condurre solo sui lati corti quando L1/3)	ISO 10545-2	± 0.8 (***) Non-rect. ± 0.4 (***) Rect.	± 0.5 (***) Non-rect. ± 0.3 (***) Rect.	± 2.0 (***) Non-rect. ± 1.5 (***) Rect.	Suitable for Conforme	Suitable for Conforme	Suitable for Conforme	Suitable for Conforme	Suitable for Conforme	Suitable for Conforme
	Surface flatness Planarità		c.c. ± 0.8 Non-rect. c.c. ± 0.6 Rect.	c.c. ± 0.5 Non-rect. c.c. ± 0.4 Rect.	c.c. ± 2.0 Non-rect. c.c. ± 1.8 Rect.	Suitable for Conforme	Suitable for Conforme	Suitable for Conforme	Suitable for Conforme	Suitable for Conforme	Suitable for Conforme
	Water absorption (in % by mass) Massa d'acqua assorbita (come % della massa)	ISO 10545-3 ASTM C373-18	E <sub>s</sub> ≤ 0.5% Individual max 0.6% E <sub>s</sub> ≤ 0.5% Valore max singolo 0.6%			≤ 0.1%	≤ 0.1%	≤ 0.1%	≤ 0.1%	≤ 0.1%	≤ 0.1%
Bulk mechanical characteristics	Breaking strength Sforzo di rottura	ISO 10545-4	S ≥ 700N (for thickness < 7.5 mm - per spessore < 7.5 mm) S ≥ 1300N (for thickness ≥ 7.5 mm - per spessore ≥ 7.5 mm)			S ≥ 2000 N	S ≥ 1500 N	S ≥ 1000 N	S ≥ 1000 N	S ≥ 1500 N	S ≥ 10000 N
	Modulus of rupture Resistenza alla flessione		R ≥ 35 N/mm <sup>2</sup>			R ≥ 40 N/mm <sup>2</sup>	R ≥ 40 N/mm <sup>2</sup>	R ≥ 40 N/mm <sup>2</sup>	R ≥ 40 N/mm <sup>2</sup>	R ≥ 40 N/mm <sup>2</sup>	R ≥ 45 N/mm <sup>2</sup>
	Bending strength and breaking load Resistenza a flessione e al carico di rottura (4)(5)	EN 1339 Annex F	-			-	-	-	-	-	≥ T11 120x120 60x60 ≥ U11 90x90 ≥ U4 60x120 60x30
Surface mechanical characteristics	Impact resistance, as coefficient of restitution Resistenza all'impatto, espresso come coefficiente di restituzione	ISO 10545-5	Declared value Valore dichiarato			≥ 0.55	≥ 0.55	≥ 0.55	≥ 0.55	≥ 0.55	≥ 0.55
	Resistance to deep abrasion of unglazed tiles (removed volume) Resistenza all'abrasione profonda delle piastrelle non smaltate (volume materiale asportato)	ISO 10545-6	≤ 175 mm <sup>3</sup>			≤ 150 mm <sup>3</sup>	≤ 150 mm <sup>3</sup>	≤ 150 mm <sup>3</sup>	≤ 150 mm <sup>3</sup>	≤ 150 mm <sup>3</sup>	≤ 150 mm <sup>3</sup>
	Coefficient of thermal linear expansion Coefficiente di dilatazione termica lineare	ISO 10545-8	Declared value Valore dichiarato			≤ 7 MK <sup>-1</sup>	≤ 7 MK <sup>-1</sup>	≤ 7 MK <sup>-1</sup>	≤ 7 MK <sup>-1</sup>	≤ 7 MK <sup>-1</sup>	≤ 7 MK <sup>-1</sup>
Thermal and hygrometric characteristics	Thermal shock resistance Resistenza agli sbalzi termici	ISO 10545-9	Pass according to EN ISO 10545-1 Test superato in accordo con ISO 10545-1			Resistant Resiste	Resistant Resiste	Resistant Resiste	Resistant Resiste	Resistant Resiste	Resistant Resiste
	Moisture expansion (mm/m) Dilatazione all'umidità (mm/m)	ISO 10545-10	Declared value Valore dichiarato			≤ 0.01% (0,1mm/m)	≤ 0.01% (0,1mm/m)	≤ 0.01% (0,1mm/m)	≤ 0.01% (0,1mm/m)	≤ 0.01% (0,1mm/m)	≤ 0.01% (0,1mm/m)
	Frost resistance Resistenza al gelo	ISO 10545-12	Pass according to EN ISO 10545-1 Test superato in accordo con ISO 10545-1			Resistant Resiste	Resistant Resiste	Resistant Resiste	Resistant Resiste	Resistant Resiste	Resistant Resiste
Physical properties	Bond strength/adhesion for improved cementitious adhesives Adesione a trazione con adesivi cementizi migliorati	EN 12004-2	Declared value Valore dichiarato			≥ 10 N/mm <sup>2</sup> (Class C2 - EN 12004)	≥ 10 N/mm <sup>2</sup> (Class C2 - EN 12004)	≥ 10 N/mm <sup>2</sup> (Class C2 - EN 12004)	≥ 10 N/mm <sup>2</sup> (Class C2 - EN 12004)	≥ 10 N/mm <sup>2</sup> (Class C2 - EN 12004)	≥ 10 N/mm <sup>2</sup> (Class C2 - EN 12004)
	Reaction to fire Reazione al fuoco	-	Class A1 or A1 <sub>fl</sub> Classe A1 oppure A1 <sub>fl</sub>			A1 - A1 <sub>fl</sub>	A1 - A1 <sub>fl</sub>	A1 - A1 <sub>fl</sub>	A1 - A1 <sub>fl</sub>	A1 - A1 <sub>fl</sub>	A1 - A1 <sub>fl</sub>
Chemical characteristics	Resistance to household chemicals and swimming pool salts Resistenza ai prodotti chimici di uso domestico ed agli additivi per piscina	ISO 10545-13	Minimum Class B Classe minima B			A	A	A	A	A	A
	Resistance to low concentrations of acids and alkalis Resistenza a basse concentrazioni di acidi e alcali		Declared Class Classe dichiarata			LA	LA	LA	LA	LA	LA
	Resistance to high concentrations of acids and alkalis Resistenza ad alte concentrazioni di acidi e alcali		Declared Class Classe dichiarata			HA	HA	HA	HA	HA	HA
Safety characteristics (1)(2)	Resistance to staining, for unglazed tiles Resistenza alle macchie per piastrelle non smaltate	ISO 10545-14	Declared Class Classe dichiarata			5	5	5	5	5	5
	Shod Ramp Test Metodo della rampa "calzato"	DIN EN 16165 ANNEX B (EX DIN 51130)	Declared value Valore dichiarato			R10	R10	R9	R10	R11	R11
	Barefoot Ramp Test Metodo della rampa a piedi nudi	DIN EN 16165 ANNEX A (EX DIN 51097)	Declared value Valore dichiarato			B	B	A	B	C	C
Safety characteristics (1)(2)	BS EN 16165 ANNEX C (EX BS 7976)	PTV ≥ 36 classifies the surface as 'low slip risk'			≥ 36 Dry ≥ 36 Wet	≥ 36 Dry ≥ 36 Wet	(●)	≥ 36 Dry ≥ 36 Wet	≥ 36 Dry ≥ 36 Wet	≥ 36 Dry ≥ 36 Wet	≥ 36 Dry ≥ 36 Wet
	Pendulum Friction Test Metodo del Pendolo	AS 4586	Declared Classification of the new pedestrian surface materials according to the Pendulum Test			Class P3	Class P3	(●●)	Class P3	Class P4	Class P4
	UNE EN 16165 ANNEX C (EX UNE 41901 EX.2017)	Declared value Valore dichiarato			Class C2	Class C2	(●●●)	Class C2	Class C3	Class C3	
Safety characteristics (1)(2)	Coefficient of friction (COF) Coefficiente di attrito	B.C.R.A. Rep. CEC/81	D. M. 236/89 del 14/06/89 μ > 0,40 per elemento scivolante cuoio su pavimentazione asciutta μ > 0,40 per elemento scivolante gomma dura su pavimentazione bagnata			> 0,40 Asciutto > 0,40 Bagnato	> 0,40 Asciutto > 0,40 Bagnato	> 0,40 Asciutto > 0,40 Bagnato	> 0,40 Asciutto > 0,40 Bagnato	> 0,40 Asciutto > 0,40 Bagnato	> 0,40 Asciutto > 0,40 Bagnato
	Dynamic coefficient of friction (DCOF) Coefficiente di attrito dinamico	ANSI A 326.3	-			wet DCOF ≥ 0,50	wet DCOF ≥ 0,50	wet DCOF ≥ 0,42	wet DCOF ≥ 0,50	wet DCOF ≥ 0,55	wet DCOF ≥ 0,55

Technical feature - Caratteristiche tecniche - Caractéristiques techniques - Technische Daten - Características técnicas - Технические характеристики

BOOST BALANCE						BOOST COLOR	BOOST MINERAL					BOOST MIX				
Matte ± 6 mm	Matte Sensitech ± 6 mm	Matte Sensitech ± 9 mm	Velvet ± 9 mm	Grip Sensitech ± 9 mm	Outdoor Sensitech ± 20 mm		Matte ± 6 mm	Matte Sensitech ± 9 mm	Matte ± 6 mm	Matte Sensitech ± 6 mm	Grip Sensitech ± 9 mm	Outdoor Sensitech ± 20 mm	Matte Sensitech ± 9 mm	Matte ± 6 mm	Grip Sensitech ± 9 mm	Outdoor Sensitech ± 20 mm
Suitable for Conforme	Suitable for Conforme	Suitable for Conforme	Suitable for Conforme	Suitable for Conforme	Suitable for Conforme	Suitable for Conforme	Suitable for Conforme	Suitable for Conforme	Suitable for Conforme	Suitable for Conforme	Suitable for Conforme	Suitable for Conforme	Suitable for Conforme	Suitable for Conforme	Suitable for Conforme	Suitable for Conforme
Suitable for Conforme	Suitable for Conforme	Suitable for Conforme	Suitable for Conforme	Suitable for Conforme	Suitable for Conforme	Suitable for Conforme	Suitable for Conforme	Suitable for Conforme	Suitable for Conforme	Suitable for Conforme	Suitable for Conforme	Suitable for Conforme	Suitable for Conforme	Suitable for Conforme	Suitable for Conforme	Suitable for Conforme
Suitable for Conforme	Suitable for Conforme	Suitable for Conforme	Suitable for Conforme	Suitable for Conforme	Suitable for Conforme	Suitable for Conforme	Suitable for Conforme	Suitable for Conforme	Suitable for Conforme	Suitable for Conforme	Suitable for Conforme	Suitable for Conforme	Suitable for Conforme	Suitable for Conforme	Suitable for Conforme	Suitable for Conforme
Suitable for Conforme	Suitable for Conforme	Suitable for Conforme	Suitable for Conforme	Suitable for Conforme	Suitable for Conforme	Suitable for Conforme	Suitable for Conforme	Suitable for Conforme	Suitable for Conforme	Suitable for Conforme	Suitable for Conforme	Suitable for Conforme	Suitable for Conforme	Suitable for Conforme	Suitable for Conforme	Suitable for Conforme
≤ 0.1%	≤ 0.1%	≤ 0.1%	≤ 0.1%	≤ 0.1%	≤ 0.1%	≤ 0.1%	≤ 0.1%	≤ 0.1%	≤ 0.1%	≤ 0.1%	≤ 0.1%	≤ 0.1%	≤ 0.1%	≤ 0.1%	≤ 0.1%	≤ 0.1%
≤ 0.5%	≤ 0.5%	≤ 0.5%	≤ 0.5%	≤ 0.5%	≤ 0.5%	≤ 0.5%	≤ 0.5%	≤ 0.5%	≤ 0.5%	≤ 0.5%	≤ 0.5%	≤ 0.5%	≤ 0.5%	≤ 0.5%	≤ 0.5%	≤ 0.5%
S ≥ 1000 N	S ≥ 1000 N	S ≥ 1500 N	S ≥ 1500 N	S ≥ 1500 N	S ≥ 1500 N	S ≥ 1000 N	S ≥ 1500 N	S ≥ 1000 N	S ≥ 1000 N	S ≥ 1500 N	S ≥ 10000 N	S ≥ 1500 N	S ≥ 1000 N	S ≥ 1500 N	S ≥ 10000 N	S ≥ 10000 N
R ≥ 40 N/mm <sup>2</sup>	R ≥ 40 N/mm <sup>2</sup>	R ≥ 40 N/mm <sup>2</sup>	R ≥ 40 N/mm <sup>2</sup>	R ≥ 40 N/mm <sup>2</sup>	R ≥ 40 N/mm <sup>2</sup>	R ≥ 40 N/mm <sup>2</sup>	R ≥ 40 N/mm <sup>2</sup>	R ≥ 40 N/mm <sup>2</sup>	R ≥ 40 N/mm <sup>2</sup>	R ≥ 40 N/mm <sup>2</sup>	R ≥ 45 N/mm <sup>2</sup>	R ≥ 40 N/mm <sup>2</sup>	R ≥ 40 N/mm <sup>2</sup>	R ≥ 40 N/mm <sup>2</sup>	R ≥ 40 N/mm <sup>2</sup>	R ≥ 45 N/mm <sup>2</sup>
-	-	-	-	-	-	-	-	-	-	-	≥ T11 120x120 80x80 ≥ U4 60x120 60x30	-	-	-	≥ T11 120x120 60x60 ≥ U4 60x120 60x30	-
≥ 0.55	≥ 0.55	≥ 0.55	≥ 0.55	≥ 0.55	≥ 0.55	≥ 0.55	≥ 0.55	≥ 0.55	≥ 0.55	≥ 0.55	≥ 0.55	≥ 0.55	≥ 0.55	≥ 0.55	≥ 0.55	≥ 0.55
≤ 150 mm <sup>3</sup>	≤ 150 mm <sup>3</sup>	≤ 150 mm <sup>3</sup>	≤ 150 mm <sup>3</sup>	≤ 150 mm <sup>3</sup>	≤ 150 mm <sup>3</sup>	≤ 150 mm <sup>3</sup>	≤ 150 mm <sup>3</sup>	≤ 150 mm <sup>3</sup>	≤ 150 mm <sup>3</sup>	≤ 150 mm <sup>3</sup>	≤ 150 mm <sup>3</sup>	≤ 150 mm <sup>3</sup>	≤ 150 mm <sup>3</sup>	≤ 150 mm <sup>3</sup>	≤ 150 mm <sup>3</sup>	≤ 150 mm <sup>3</sup>
≤ 7 MK <sup>-1</sup>	≤ 7 MK <sup>-1</sup>	≤ 7 MK <sup>-1</sup>	≤ 7 MK <sup>-1</sup>	≤ 7 MK <sup>-1</sup>	≤ 7 MK <sup>-1</sup>	≤ 7 MK <sup>-1</sup>	≤ 7 MK <sup>-1</sup>	≤ 7 MK <sup>-1</sup>	≤ 7 MK <sup>-1</sup>	≤ 7 MK <sup>-1</sup>	≤ 7 MK <sup>-1</sup>	≤ 7 MK <sup>-1</sup>	≤ 7 MK <sup>-1</sup>	≤ 7 MK <sup>-1</sup>	≤ 7 MK <sup>-1</sup>	≤ 7 MK <sup>-1</sup>
Resistant Resiste	Resistant Resiste	Resistant Resiste	Resistant Resiste	Resistant Resiste	Resistant Resiste	Resistant Resiste	Resistant Resiste	Resistant Resiste	Resistant Resiste	Resistant Resiste	Resistant Resiste	Resistant Resiste	Resistant Resiste	Resistant Resiste	Resistant Resiste	Resistant Resiste
≤ 0.01% (0,1mm/m)	≤ 0.01% (0,1mm/m)	≤ 0.01% (0,1mm/m)	≤ 0.01% (0,1mm/m)	≤ 0.01% (0,1mm/m)	≤ 0.01% (0,1mm/m)	≤ 0.01% (0,1mm/m)	≤ 0.01% (0,1mm/m)	≤ 0.01% (0,1mm/m)	≤ 0.01% (0,1mm/m)	≤ 0.01% (0,1mm/m)	≤ 0.01% (0,1mm/m)	≤ 0.01% (0,1mm/m)	≤ 0.01% (0,1mm/m)	≤ 0.01% (0,1mm/m)	≤ 0.01% (0,1mm/m)	≤ 0.01% (0,1mm/m)
Resistant Resiste	Resistant Resiste	Resistant Resiste	Resistant Resiste	Resistant Resiste	Resistant Resiste	Resistant Resiste	Resistant Resiste	Resistant Resiste	Resistant Resiste	Resistant Resiste	Resistant Resiste	Resistant Resiste	Resistant Resiste	Resistant Resiste	Resistant Resiste	Resistant Resiste
≥ 10 N/mm <sup>2</sup> (Class C2 - EN 12004)	≥ 10 N/mm <sup>2</sup> (Class C2 - EN 12004)	≥ 10 N/mm <sup>2</sup> (Class C2 - EN 12004)	≥ 10 N/mm <sup>2</sup> (Class C2 - EN 12004)	≥ 10 N/mm <sup>2</sup> (Class C2 - EN 12004)	≥ 10 N/mm <sup>2</sup> (Class C2 - EN 12004)	≥ 10 N/mm <sup>2</sup> (Class C2 - EN 12004)	≥ 10 N/mm <sup>2</sup> (Class C2 - EN 12004)	≥ 10 N/mm <sup>2</sup> (Class C2 - EN 12004)	≥ 10 N/mm <sup>2</sup> (Class C2 - EN 12004)	≥ 10 N/mm <sup>2</sup> (Class C2 - EN 12004)	≥ 10 N/mm <sup>2</sup> (Class C2 - EN 12004)	≥ 10 N/mm <sup>2</sup> (Class C2 - EN 12004)	≥ 10 N/mm <sup>2</sup> (Class C2 - EN 12004)	≥ 10 N/mm <sup>2</sup> (Class C2 - EN 12004)	≥ 10 N/mm <sup>2</sup> (Class C2 - EN 12004)	≥ 10 N/mm <sup>2</sup> (Class C2 - EN 12004)
A1 - A1 <sub>fl</sub>	A1 - A1 <sub>fl</sub>	A1 - A1 <sub>fl</sub>	A1 - A1 <sub>fl</sub>	A1 - A1 <sub>fl</sub>	A1 - A1 <sub>fl</sub>	A1 - A1 <sub>fl</sub>	A1 - A1 <sub>fl</sub>	A1 - A1 <sub>fl</sub>	A1 - A1 <sub>fl</sub>	A1 - A1 <sub>fl</sub>	A1 - A1 <sub>fl</sub>	A1 - A1 <sub>fl</sub>	A1 - A1 <sub>fl</sub>	A1 - A1 <sub>fl</sub>	A1 - A1 <sub>fl</sub>	A1 - A1 <sub>fl</sub>
A	A	A	A	A	A	A	A	A	A	A	A	A	A	A	A	A
LA	LA	LA	LA	LA	LA	LA	LA	LA	LA	LA	LA	LA	LA	LA	LA	LA
HA	HA	HA	HA	HA	HA	HA	HA	HA	HA	HA	HA	HA	HA	HA	HA	HA
5	5	5	5	5	5	5	5	5	5	5	5	5	5	5	5	5
R9	R10	R10	N.C.	R11	R11	R9	R10	R9	R10	R11	R11	R10	R9	R11	R11	R11
A	B	B	0	C	C	A	B	A	B	C	C	B	A	C	C	C
(●)	≥ 36 Dry ≥ 36 Wet	≥ 36 Dry ≥ 36 Wet	≥ 36 Dry ≥ 24 Wet	≥ 36 Dry ≥ 36 Wet	≥ 36 Dry ≥ 36 Wet	(●)	≥ 36 Dry ≥ 36 Wet	(●)	≥ 36 Dry ≥ 36 Wet	≥ 36 Dry ≥ 36 Wet	≥ 36 Dry ≥ 36 Wet	≥ 36 Dry ≥ 36 Wet	(●)	≥ 36 Dry ≥ 36 Wet	≥ 36 Dry ≥ 36 Wet	≥ 36 Dry ≥ 36 Wet
(●●)	Class P3	Class P3	-	Class P4	Class P4	(●●)	Class P3	(●●)	Class P3	Class P4	Class P4	Class P3	(●●)	Class P4	Class P4	Class P4
(●●●)	Class C2	Class C2	-	Class C3	Class C3	(●●●)	Class C2	(●●●)	Class C2	Class C3	Class C3	Class C2	(●●●)	Class C3	Class C3	Class C3
> 0,40 Asciutto > 0,40 Bagnato	> 0,40 Asciutto > 0,40 Bagnato	> 0,40 Asciutto > 0,40 Bagnato	> 0,40 Asciutto > 0,40 Bagnato	> 0,40 Asciutto > 0,40 Bagnato	> 0,40 Asciutto > 0,40 Bagnato	> 0,40 Asciutto > 0,40 Bagnato	> 0,40 Asciutto > 0,40 Bagnato	> 0,40 Asciutto > 0,40 Bagnato	> 0,40 Asciutto > 0,40 Bagnato	> 0,40 Asciutto > 0,40 Bagnato	> 0,40 Asciutto > 0,40 Bagnato	> 0,40 Asciutto > 0,40 Bagnato	> 0,40 Asciutto > 0,40 Bagnato	> 0,40 Asciutto > 0,40 Bagnato	> 0,40 Asciutto > 0,40 Bagnato	> 0,40 Asciutto > 0,40 Bagnato
dry DCOF ≥ 0,42	wet DCOF ≥ 0,50	wet DCOF ≥ 0,50	dry DCOF 0,42	wet DCOF ≥ 0,55	wet DCOF ≥ 0,55	dry DCOF 0,42	wet DCOF ≥ 0,50	wet DCOF ≥ 0,42	wet DCOF ≥ 0,50	wet DCOF ≥ 0,55	wet DCOF ≥ 0,55	wet DCOF ≥ 0,50	wet DCOF ≥ 0,42	wet DCOF ≥ 0,55	wet DCOF ≥ 0,55	wet DCOF ≥ 0,55

(●) PTV ≥ 36 Wet on demand - su richiesta (●●) P3 on demand - su richiesta (●●●) C2 on demand - su richiesta



PRODUCT  
FINDER



SURFACE  
RANGE





## Porcelain tiles technical features

			Requirements for nominal size N Requisiti per dimensione nominale N			BOOST NATURAL				
			7 cm ≤ N < 15 cm (mm)	N ≥ 15 cm (%) (mm)		Matte Sensitech ± 9 mm (1)	Matte ± 6 mm (1)	Grip Sensitech ± 9 mm	Outdoor Sensitech ± 20 mm	
Regularity characteristics	Length and width Lunghezza e larghezza	ISO 10545-2	± 0,9 (*) Non-rect. ± 0,4 (*) Rect.	± 0,6 (*) Non-rect. ± 0,3 (*) Rect.	± 2,0 (*) Non-rect. ± 1,0 (*) Rect.	Suitable for Conforme	Suitable for Conforme	Suitable for Conforme	Suitable for Conforme	
	Thickness Spessore		± 0,5 (**)	± 5 (**)	± 0,5 (**)	Suitable for Conforme	Suitable for Conforme	Suitable for Conforme	Suitable for Conforme	
	Straightness of sides Rettilineità degli spigoli		± 0,8 (***) Non-rect. ± 0,4 (***) Rect.	± 0,5 (***) Non-rect. ± 0,3 (***) Rect.	± 1,5 (***) Non-rect. ± 0,8 (***) Rect.	Suitable for Conforme	Suitable for Conforme	Suitable for Conforme	Suitable for Conforme	
	Rectangularity (Measurement only on short edges when L/l ≥ 3) Ortogonalità (Misurazione da condurre solo sui lati corti quando L/l ≥ 3)		± 0,8 (***) Non-rect. ± 0,4 (***) Rect.	± 0,5 (***) Non-rect. ± 0,3 (***) Rect.	± 2,0 (***) Non-rect. ± 1,5 (***) Rect.	Suitable for Conforme	Suitable for Conforme	Suitable for Conforme	Suitable for Conforme	
Structural characteristics	Surface flatness Planarità	ISO 10545-3	c.c. ± 0,8 Non-rect. c.c. ± 0,6 Rect.	c.c. ± 0,5 Non-rect. c.c. ± 0,4 Rect.	c.c. ± 2,0 Non-rect. c.c. ± 1,8 Rect.	Suitable for Conforme	Suitable for Conforme	Suitable for Conforme	Suitable for Conforme	
	Water absorption (in % by mass) Massa d'acqua assorbita (come % della massa)		E <sub>s</sub> ≤ 0,5% Individual max 0,6% E <sub>s</sub> ≤ 0,5% Valore max singolo 0,6%	≤ 0,1 %	≤ 0,1 %	≤ 0,1 %	≤ 0,1 %			
			Requirement ANSI A137.1 Water Absorption Max ≤ 0,5%	≤ 0,5 %	≤ 0,5 %	≤ 0,5 %	≤ 0,5 %			
Bulk mechanical characteristics	Breaking strength Sforzo di rottura	ISO 10545-4	S ≥ 700N (for thickness < 7,5 mm - per spessore < 7,5 mm) S ≥ 1300N (for thickness ≥ 7,5 mm - per spessore ≥ 7,5 mm)				S ≥ 1500 N	S ≥ 1000 N	S ≥ 1500 N	S ≥ 10000 N
	Modulus of rupture Resistenza alla flessione		R ≥ 35 N/mm <sup>2</sup>				R ≥ 40 N/mm <sup>2</sup>	R ≥ 40 N/mm <sup>2</sup>	R ≥ 40 N/mm <sup>2</sup>	R ≥ 45 N/mm <sup>2</sup>
	Bending strength and breaking load Resistenza a flessione e al carico di rottura (4)(5)	EN 1339 Annex F	-				-	-	-	≥ T11 120x120 60x60 ≥ U4 60x120
Surface mechanical characteristics	Impact resistance, as coefficient of restitution Resistenza all'impatto, espresso come coefficiente di restituzione	ISO 10545-5	Declared value Valore dichiarato				≥ 0,55	≥ 0,55	≥ 0,55	≥ 0,55
	Resistance to deep abrasion of unglazed tiles (removed volume) Resistenza all'abrasione profonda delle piastrelle non smaltate (volume materiale asportato)	ISO 10545-6	≤ 175 mm <sup>3</sup>				≤ 150 mm <sup>3</sup> (2)	≤ 150 mm <sup>3</sup> (2)	≤ 150 mm <sup>3</sup>	≤ 150 mm <sup>3</sup>
Thermal and hygrometric characteristics	Coefficient of thermal linear expansion Coefficiente di dilatazione termica lineare	ISO 10545-8	Declared value Valore dichiarato				≤ 7 MK <sup>-1</sup>	≤ 7 MK <sup>-1</sup>	≤ 7 MK <sup>-1</sup>	≤ 7 MK <sup>-1</sup>
	Thermal shock resistance Resistenza agli sbalzi termici	ISO 10545-9	Pass according to EN ISO 10545-1 Test superato in accordo con ISO 10545-1				Resistant Resiste	Resistant Resiste	Resistant Resiste	Resistant Resiste
	Moisture expansion (mm/m) Dilatazione all'umidità (mm/m)	ISO 10545-10	Declared value Valore dichiarato				≤ 0,01% (0,1mm/m)	≤ 0,01% (0,1mm/m)	≤ 0,01% (0,1mm/m)	≤ 0,01% (0,1mm/m)
Physical properties	Frost resistance Resistenza al gelo	ISO 10545-12	Pass according to EN ISO 10545-1 Test superato in accordo con ISO 10545-1				Resistant Resiste	Resistant Resiste	Resistant Resiste	Resistant Resiste
	Bond strength/adhesion for improved cementitious adhesives Adesione a trazione con adesivi cementizi migliorati	EN 12004-2	Declared value Valore dichiarato				≥ 10 N/mm <sup>2</sup> (Class C2 - EN 12004)	≥ 10 N/mm <sup>2</sup> (Class C2 - EN 12004)	≥ 10 N/mm <sup>2</sup> (Class C2 - EN 12004)	≥ 10 N/mm <sup>2</sup> (Class C2 - EN 12004)
Chemical characteristics	Reaction to fire Reazione al fuoco	-	Class A1 or A1 <sub>fl</sub> Classe A1 oppure A1 <sub>fl</sub>				A1 - A1 <sub>fl</sub>	A1 - A1 <sub>fl</sub>	A1 - A1 <sub>fl</sub>	A1 - A1 <sub>fl</sub>
	Resistance to household chemicals and swimming pool salts Resistenza ai prodotti chimici di uso domestico ed agli additivi per piscina	ISO 10545-13	Minimum Class B Classe minima B				A	A	A	A
	Resistance to low concentrations of acids and alkalis Resistenza a basse concentrazioni di acidi e alcali		Declared Class Classe dichiarata				LA	LA	LA	LA
	Resistance to high concentrations of acids and alkalis Resistenza ad alte concentrazioni di acidi e alcali		Declared Class Classe dichiarata				HA	HA	HA	HA
Resistance to staining, for unglazed tiles Resistenza alle macchie per piastrelle non smaltate	ISO 10545-14	Declared Class Classe dichiarata				5	5	5	5	
Safety characteristics (1)(2)	Shod Ramp Test Metodo della rampa "calzato"	DIN EN 16165 ANNEX B (EX DIN 51130)	Declared value Valore dichiarato				R10	R9	R11	R11
	Barefoot Ramp Test Metodo della rampa a piedi nudi	DIN EN 16165 ANNEX A (EX DIN 51097)	Declared value Valore dichiarato				B	A	C	C
	Pendulum Friction Test Metodo del Pendolo	BS EN 16165 ANNEX C (EX BS 7976)	PTV ≥ 36 classifies the surface as "low slip risk"				≥ 36 Dry ≥ 36 Wet	(●)	≥ 36 Dry ≥ 36 Wet	≥ 36 Dry ≥ 36 Wet
		AS 4586	Declared Classification of the new pedestrian surface materials according to the Pendulum Test				Class P3	(●●)	Class P4	Class P4
	Coefficient of friction (COF) Coefficiente di attrito	UNE EN 16165 ANNEX C (EX UNE 41901 EX 2017)	Declared value Valore dichiarato				Class C2	(●●●)	Class C3	Class C3
B.C.R.A. Rep. CEC/81		D. M. 236/89 del 14/06/89 μ > 0,40 per elemento scivolante cuoio su pavimentazione asciutta μ > 0,40 per elemento scivolante gomma dura su pavimentazione bagnata				> 0,40 Asciutto > 0,40 Bagnato	> 0,40 Asciutto > 0,40 Bagnato	> 0,40 Asciutto > 0,40 Bagnato	> 0,40 Asciutto > 0,40 Bagnato	
ANSI A 326.3		-				wet DCOF ≥ 0,50	wet DCOF ≥ 0,42	wet DCOF ≥ 0,55	wet DCOF ≥ 0,55	

Technical feature - Caratteristiche tecniche - Caractéristiques techniques - Technische Daten - Características técnicas - Технические характеристики

BOOST PRO					BOOST STONE					BRAVE			ENTICE			
Matte Sensitech ± 9 mm	Matte ± 6 mm	Matte Sensitech ± 6 mm	Grip Sensitech ± 9 mm	Outdoor Sensitech ± 20 mm	Matte Sensitech ± 9 mm	Matte ± 6 mm	Matte Sensitech ± 6 mm	Grip Sensitech ± 9 mm	Outdoor Sensitech ± 20 mm	Matte Sensitech ± 9 mm	Grip Sensitech ± 9 mm	Outdoor Sensitech ± 20 mm	Matte (Natural) Sensitech ± 9 mm	Matte (Elegant) ± 9 mm	Grip Sensitech ± 9 mm	Outdoor Sensitech ± 20 mm
Suitable for Conforme	Suitable for Conforme	Suitable for Conforme	Suitable for Conforme	Suitable for Conforme	Suitable for Conforme	Suitable for Conforme	Suitable for Conforme	Suitable for Conforme	Suitable for Conforme	Suitable for Conforme	Suitable for Conforme	Suitable for Conforme	Suitable for Conforme	Suitable for Conforme	Suitable for Conforme	Suitable for Conforme
Suitable for Conforme	Suitable for Conforme	Suitable for Conforme	Suitable for Conforme	Suitable for Conforme	Suitable for Conforme	Suitable for Conforme	Suitable for Conforme	Suitable for Conforme	Suitable for Conforme	Suitable for Conforme	Suitable for Conforme	Suitable for Conforme	Suitable for Conforme	Suitable for Conforme	Suitable for Conforme	Suitable for Conforme
Suitable for Conforme	Suitable for Conforme	Suitable for Conforme	Suitable for Conforme	Suitable for Conforme	Suitable for Conforme	Suitable for Conforme	Suitable for Conforme	Suitable for Conforme	Suitable for Conforme	Suitable for Conforme	Suitable for Conforme	Suitable for Conforme	Suitable for Conforme	Suitable for Conforme	Suitable for Conforme	Suitable for Conforme
Suitable for Conforme	Suitable for Conforme	Suitable for Conforme	Suitable for Conforme	Suitable for Conforme	Suitable for Conforme	Suitable for Conforme	Suitable for Conforme	Suitable for Conforme	Suitable for Conforme	Suitable for Conforme	Suitable for Conforme	Suitable for Conforme	Suitable for Conforme	Suitable for Conforme	Suitable for Conforme	Suitable for Conforme
Suitable for Conforme	Suitable for Conforme	Suitable for Conforme	Suitable for Conforme	Suitable for Conforme	Suitable for Conforme	Suitable for Conforme	Suitable for Conforme	Suitable for Conforme	Suitable for Conforme	Suitable for Conforme	Suitable for Conforme	Suitable for Conforme	Suitable for Conforme	Suitable for Conforme	Suitable for Conforme	Suitable for Conforme
Suitable for Conforme	Suitable for Conforme	Suitable for Conforme	Suitable for Conforme	Suitable for Conforme	Suitable for Conforme	Suitable for Conforme	Suitable for Conforme	Suitable for Conforme	Suitable for Conforme	Suitable for Conforme	Suitable for Conforme	Suitable for Conforme	Suitable for Conforme	Suitable for Conforme	Suitable for Conforme	Suitable for Conforme
Suitable for Conforme	Suitable for Conforme	Suitable for Conforme	Suitable for Conforme	Suitable for Conforme	Suitable for Conforme	Suitable for Conforme	Suitable for Conforme	Suitable for Conforme	Suitable for Conforme	Suitable for Conforme	Suitable for Conforme	Suitable for Conforme	Suitable for Conforme	Suitable for Conforme	Suitable for Conforme	Suitable for Conforme
Suitable for Conforme	Suitable for Conforme	Suitable for Conforme	Suitable for Conforme	Suitable for Conforme	Suitable for Conforme	Suitable for Conforme	Suitable for Conforme	Suitable for Conforme	Suitable for Conforme	Suitable for Conforme	Suitable for Conforme	Suitable for Conforme	Suitable for Conforme	Suitable for Conforme	Suitable for Conforme	Suitable for Conforme
Suitable for Conforme	Suitable for Conforme	Suitable for Conforme	Suitable for Conforme	Suitable for Conforme	Suitable for Conforme	Suitable for Conforme	Suitable for Conforme	Suitable for Conforme	Suitable for Conforme	Suitable for Conforme	Suitable for Conforme	Suitable for Conforme	Suitable for Conforme	Suitable for Conforme	Suitable for Conforme	Suitable for Conforme
Suitable for Conforme	Suitable for Conforme	Suitable for Conforme	Suitable for Conforme	Suitable for Conforme	Suitable for Conforme	Suitable for Conforme	Suitable for Conforme	Suitable for Conforme	Suitable for Conforme	Suitable for Conforme	Suitable for Conforme	Suitable for Conforme	Suitable for Conforme	Suitable for Conforme	Suitable for Conforme	Suitable for Conforme
Suitable for Conforme	Suitable for Conforme	Suitable for Conforme	Suitable for Conforme	Suitable for Conforme	Suitable for Conforme	Suitable for Conforme	Suitable for Conforme	Suitable for Conforme	Suitable for Conforme	Suitable for Conforme	Suitable for Conforme	Suitable for Conforme	Suitable for Conforme	Suitable for Conforme	Suitable for Conforme	Suitable for Conforme
Suitable for Conforme	Suitable for Conforme	Suitable for Conforme	Suitable for Conforme	Suitable for Conforme	Suitable for Conforme	Suitable for Conforme	Suitable for Conforme	Suitable for Conforme	Suitable for Conforme	Suitable for Conforme	Suitable for Conforme	Suitable for Conforme	Suitable for Conforme	Suitable for Conforme	Suitable for Conforme	Suitable for Conforme
Suitable for Conforme	Suitable for Conforme	Suitable for Conforme	Suitable for Conforme	Suitable for Conforme	Suitable for Conforme	Suitable for Conforme	Suitable for Conforme	Suitable for Conforme	Suitable for Conforme	Suitable for Conforme	Suitable for Conforme	Suitable for Conforme	Suitable for Conforme	Suitable for Conforme	Suitable for Conforme	Suitable for Conforme
Suitable for Conforme	Suitable for Conforme	Suitable for Conforme	Suitable for Conforme	Suitable for Conforme	Suitable for Conforme	Suitable for Conforme	Suitable for Conforme	Suitable for Conforme	Suitable for Conforme	Suitable for Conforme	Suitable for Conforme	Suitable for Conforme	Suitable for Conforme	Suitable for Conforme	Suitable for Conforme	Suitable for Conforme
Suitable for Conforme	Suitable for Conforme	Suitable for Conforme	Suitable for Conforme	Suitable for Conforme	Suitable for Conforme	Suitable for Conforme	Suitable for Conforme	Suitable for Conforme	Suitable for Conforme	Suitable for Conforme	Suitable for Conforme	Suitable for Conforme	Suitable for Conforme	Suitable for Conforme	Suitable for Conforme	Suitable for Conforme
Suitable for Conforme	Suitable for Conforme	Suitable for Conforme	Suitable for Conforme	Suitable for Conforme	Suitable for Conforme	Suitable for Conforme	Suitable for Conforme	Suitable for Conforme	Suitable for Conforme	Suitable for Conforme	Suitable for Conforme	Suitable for Conforme	Suitable for Conforme	Suitable for Conforme	Suitable for Conforme	Suitable for Conforme
Suitable for Conforme	Suitable for Conforme	Suitable for Conforme	Suitable for Conforme	Suitable for Conforme	Suitable for Conforme	Suitable for Conforme	Suitable for Conforme	Suitable for Conforme	Suitable for Conforme	Suitable for Conforme	Suitable for Conforme	Suitable for Conforme	Suitable for Conforme	Suitable for Conforme	Suitable for Conforme	Suitable for Conforme
Suitable for Conforme	Suitable for Conforme	Suitable for Conforme	Suitable for Conforme	Suitable for Conforme	Suitable for Conforme	Suitable for Conforme	Suitable for Conforme	Suitable for Conforme	Suitable for Conforme	Suitable for Conforme	Suitable for Conforme	Suitable for Conforme	Suitable for Conforme	Suitable for Conforme	Suitable for Conforme	Suitable for Conforme
Suitable for Conforme	Suitable for Conforme	Suitable for Conforme	Suitable for Conforme	Suitable for Conforme	Suitable for Conforme	Suitable for Conforme	Suitable for Conforme	Suitable for Conforme	Suitable for Conforme	Suitable for Conforme	Suitable for Conforme	Suitable for Conforme	Suitable for Conforme	Suitable for Conforme	Suitable for Conforme	Suitable for Conforme
Suitable for Conforme	Suitable for Conforme	Suitable for Conforme	Suitable for Conforme	Suitable for Conforme	Suitable for Conforme	Suitable for Conforme	Suitable for Conforme	Suitable for Conforme	Suitable for Conforme	Suitable for Conforme	Suitable for Conforme	Suitable for Conforme	Suitable for Conforme	Suitable for Conforme	Suitable for Conforme	Suitable for Conforme
Suitable for Conforme	Suitable for Conforme	Suitable for Conforme	Suitable for Conforme	Suitable for Conforme	Suitable for Conforme	Suitable for Conforme	Suitable for Conforme	Suitable for Conforme	Suitable for Conforme	Suitable for Conforme	Suitable for Conforme	Suitable for Conforme	Suitable for Conforme	Suitable for Conforme	Suitable for Conforme	Suitable for Conforme
Suitable for Conforme	Suitable for Conforme	Suitable for Conforme	Suitable for Conforme	Suitable for Conforme	Suitable for Conforme	Suitable for Conforme	Suitable for Conforme	Suitable for Conforme	Suitable for Conforme	Suitable for Conforme	Suitable for Conforme	Suitable for Conforme	Suitable for Conforme	Suitable for Conforme	Suitable for Conforme	Suitable for Conforme
Suitable for Conforme	Suitable for Conforme	Suitable for Conforme	Suitable for Conforme	Suitable for Conforme	Suitable for Conforme	Suitable for Conforme	Suitable for Conforme	Suitable for Conforme	Suitable for Conforme	Suitable for Conforme	Suitable for Conforme	Suitable for Conforme	Suitable for Conforme	Suitable for Conforme	Suitable for Conforme	Suitable for Conforme
Suitable for Conforme	Suitable for Conforme	Suitable for Conforme	Suitable for Conforme	Suitable for Conforme	Suitable for Conforme	Suitable for Conforme	Suitable for Conforme	Suitable for Conforme	Suitable for Conforme	Suitable for Conforme	Suitable for Conforme	Suitable for Conforme	Suitable for Conforme	Suitable for Conforme	Suitable for Conforme	Suitable for Conforme
Suitable for Conforme	Suitable for Conforme	Suitable for Conforme	Suitable for Conforme	Suitable for Conforme	Suitable for Conforme	Suitable for Conforme	Suitable for Conforme	Suitable for Conforme	Suitable for Conforme	Suitable for Conforme	Suitable for Conforme	Suitable for Conforme	Suitable for Conforme	Suitable for Conforme	Suitable for Conforme	Suitable for Conforme
Suitable for Conforme	Suitable for Conforme	Suitable for Conforme	Suitable for Conforme	Suitable for Conforme	Suitable for Conforme	Suitable for Conforme	Suitable for Conforme	Suitable for Conforme	Suitable for Conforme	Suitable for Conforme	Suitable for Conforme	Suitable for Conforme	Suitable for Conforme	Suitable for Conforme	Suitable for Conforme	Suitable for Conforme
Suitable for Conforme	Suitable for Conforme	Suitable for Conforme	Suitable for Conforme	Suitable for Conforme	Suitable for Conforme	Suitable for Conforme	Suitable for Conforme	Suitable for Conforme	Suitable for Conforme	Suitable for Conforme	Suitable for Conforme	Suitable for Conforme	Suitable for Conforme	Suitable for Conforme	Suitable for Conforme	Suitable for Conforme
Suitable for Conforme	Suitable for Conforme	Suitable for Conforme	Suitable for Conforme	Suitable for Conforme	Suitable for Conforme	Suitable for Conforme	Suitable for Conforme	Suitable for Conforme	Suitable for Conforme	Suitable for Conforme	Suitable for Conforme	Suitable for Conforme	Suitable for Conforme	Suitable for Conforme	Suitable for Conforme	Suitable for Conforme
Suitable for Conforme	Suitable for Conforme	Suitable for Conforme	Suitable for Conforme	Suitable for Conforme	Suitable for Conforme	Suitable for Conforme	Suitable for Conforme	Suitable for Conforme	Suitable for Conforme	Suitable for Conforme	Suitable for Conforme	Suitable for Conforme	Suitable for Conforme	Suitable for Conforme	Suitable for Conforme	Suitable for Conforme
Suitable for Conforme	Suitable for Conforme	Suitable for Conforme	Suitable for Conforme	Suitable for Conforme	Suitable for Conforme	Suitable for Conforme	Suitable for Conforme	Suitable for Conforme	Suitable for Conforme	Suitable for Conforme	Suitable for Conforme	Suitable for Conforme	Suitable for Conforme	Suitable for Conforme	Suitable for Conforme	Suitable for Conforme
Suitable for Conforme	Suitable for Conforme	Suitable for Conforme	Suitable for Conforme	Suitable for Conforme	Suitable for Conforme	Suitable for Conforme	Suitable for Conforme	Suitable for Conforme	Suitable for Conforme	Suitable for Conforme	Suitable for Conforme	Suitable for Conforme	Suitable for Conforme	Suitable for Conforme	Suitable for Conforme	Suitable for Conforme
Suitable for Conforme	Suitable for Conforme	Suitable for Conforme	Suitable for Conforme	Suitable for Conforme	Suitable for Conforme	Suitable for Conforme	Suitable for Conforme	Suitable for Conforme	Suitable for Conforme	Suitable for Conforme	Suitable for Conforme	Suitable for Conforme	Suitable for Conforme	Suitable for Conforme	Suitable for Conforme	Suitable for Conforme
Suitable for Conforme	Suitable for Conforme	Suitable for Conforme	Suitable for Conforme	Suitable for Conforme	Suitable for Conforme	Suitable for Conforme	Suitable for Conforme	Suitable for Conforme	Suitable for Conforme	Suitable for Conforme	Suitable for Conforme	Suitable for Conforme	Suitable for Conforme	Suitable for Conforme	Suitable for Conforme	Suitable for Conforme
Suitable for Conforme	Suitable for Conforme	Suitable for Conforme	Suitable for Conforme	Suitable for Conforme	Suitable for Conforme	Suitable for Conforme	Suitable for Conforme	Suitable for Conforme	Suitable for Conforme	Suitable for Conforme	Suitable for Conforme	Suitable for Conforme	Suitable for Conforme	Suitable for Conforme	Suitable for Conforme	Suitable for Conforme
Suitable for Conforme	Suitable for Conforme	Suitable for Conforme	Suitable for Conforme	Suitable for Conforme	Suitable for Conforme	Suitable for Conforme	Suitable for Conforme	Suitable for Conforme	Suitable for Conforme	Suitable for Conforme	Suitable for Conforme	Suitable for Conforme	Suitable for Conforme	Suitable for Conforme	Suitable for Conforme	Suitable for Conforme
Suitable for Conforme	Suitable for Conforme	Suitable for Conforme	Suitable for Conforme	Suitable for Conforme	Suitable for Conforme	Suitable for Conforme	Suitable for Conforme	Suitable for Conforme	Suitable for Conforme	Suitable for Conforme	Suitable for Conforme	Suitable for Conforme	Suitable for Conforme	Suitable for Conforme	Suitable for Conforme	Suitable for Conforme
Suitable for Conforme	Suitable for Conforme	Suitable for Conforme	Suitable for Conforme													











### Porcelain tiles technical features

			Requirements for nominal size N Requisiti per dimensione nominale N			MARVEL SHINE				
			7 cm ≤ N < 15 cm (mm)	N ≥ 15 cm (%)		Matte Sensitech ± 9 mm	Silk ± 6 mm	Polished ± 9 mm	Polished ± 6 mm	Silk ± 9 mm
Regularity characteristics	Length and width Lunghezza e larghezza	ISO 10545-2	± 0,9 (*) Non-rect. ± 0,4 (*) Rect.	± 0,6 (*) Non-rect. ± 0,3 (*) Rect.	± 2,0 (*) Non-rect. ± 1,0 (*) Rect.	Suitable for Conforme	Suitable for Conforme	Suitable for Conforme	Suitable for Conforme	Suitable for Conforme
	Thickness Spessore		± 0,5 (**)	± 5 (**)	± 0,5 (**)	Suitable for Conforme	Suitable for Conforme	Suitable for Conforme	Suitable for Conforme	Suitable for Conforme
	Straightness of sides Rettilineità degli spigoli		± 0,8 (***) Non-rect. ± 0,4 (***) Rect.	± 0,5 (***) Non-rect. ± 0,3 (***) Rect.	± 1,5 (***) Non-rect. ± 0,8 (***) Rect.	Suitable for Conforme	Suitable for Conforme	Suitable for Conforme	Suitable for Conforme	Suitable for Conforme
	Rectangularity (Measurement only on short edges when L/l ≥ 3) Ortogonalità (Misurazione da condurre solo sui lati corti quando L/l ≥ 3)		± 0,8 (****) Non-rect. ± 0,4 (****) Rect.	± 0,5 (****) Non-rect. ± 0,3 (****) Rect.	± 2,0 (****) Non-rect. ± 1,5 (****) Rect.	Suitable for Conforme	Suitable for Conforme	Suitable for Conforme	Suitable for Conforme	Suitable for Conforme
Surface flatness	Planarità	ISO 10545-2	c.c. ± 0,8 Non-rect. c.c. ± 0,6 Rect.	c.c. ± 0,5 Non-rect. c.c. ± 0,4 Rect.	c.c. ± 2,0 Non-rect. c.c. ± 1,8 Rect.	Suitable for Conforme	Suitable for Conforme	Suitable for Conforme	Suitable for Conforme	Suitable for Conforme
			e.c. ± 0,8 Non-rect. e.c. ± 0,6 Rect.	e.c. ± 0,5 Non-rect. e.c. ± 0,4 Rect.	e.c. ± 2,0 Non-rect. e.c. ± 1,8 Rect.					
Structural characteristics	Water absorption (in % by mass) Massa d'acqua assorbita (come % della massa)	ISO 10545-3	E <sub>s</sub> ≤ 0,5% Individual max 0,6% E <sub>s</sub> ≤ 0,5% Valore max singolo 0,6%			≤ 0,1 %	≤ 0,1 %	≤ 0,1 %	≤ 0,1 %	≤ 0,1 %
		ASTM C373-18	Requirement ANSI A137.1 Water Absorption Max ≤ 0,5%			≤ 0,5 %	≤ 0,5 %	≤ 0,5 %	≤ 0,5 %	≤ 0,5 %
Bulk mechanical characteristics	Breaking strength Sforzo di rottura	ISO 10545-4	S ≥ 700N (for thickness < 7,5 mm - per spessore < 7,5 mm) S ≥ 1300N (for thickness ≥ 7,5 mm - per spessore ≥ 7,5 mm)			S ≥ 1500 N	S ≥ 1000 N	S ≥ 1500 N	S ≥ 1000 N	S ≥ 1500 N
	Modulus of rupture Resistenza alla flessione		R ≥ 35 N/mm <sup>2</sup>			R ≥ 40 N/mm <sup>2</sup>	R ≥ 40 N/mm <sup>2</sup>	R ≥ 40 N/mm <sup>2</sup>	R ≥ 40 N/mm <sup>2</sup>	R ≥ 40 N/mm <sup>2</sup>
	Bending strength and breaking load Resistenza a flessione e al carico di rottura (4)(5)	EN 1339 Annex F	-			-	-	-	-	-
Surface mechanical characteristics	Impact resistance, as coefficient of restitution Resistenza all'impatto, espresso come coefficiente di restituzione	ISO 10545-5	Declared value Valore dichiarato			≥ 0,55	≥ 0,55	≥ 0,55	≥ 0,55	≥ 0,55
	Resistance to deep abrasion of unglazed tiles (removed volume) Resistenza all'abrasione profonda delle piastrelle non smaltate (volume materiale asportato)	ISO 10545-6	≤ 175 mm <sup>3</sup>			≤ 150 mm <sup>3</sup>	≤ 150 mm <sup>3</sup>	≤ 150 mm <sup>3</sup>	≤ 150 mm <sup>3</sup>	≤ 150 mm <sup>3</sup>
Thermal and hygrometric characteristics	Coefficient of thermal linear expansion Coefficiente di dilatazione termica lineare	ISO 10545-8	Declared value Valore dichiarato			≤ 7 MK <sup>-1</sup>	≤ 7 MK <sup>-1</sup>	≤ 7 MK <sup>-1</sup>	≤ 7 MK <sup>-1</sup>	≤ 7 MK <sup>-1</sup>
	Thermal shock resistance Resistenza agli sbalzi termici	ISO 10545-9	Pass according to EN ISO 10545-1 Test superato in accordo con ISO 10545-1			Resistant Resiste	Resistant Resiste	Resistant Resiste	Resistant Resiste	Resistant Resiste
Physical properties	Moisture expansion (mm/m) Dilatazione all'umidità (mm/m)	ISO 10545-10	Declared value Valore dichiarato			≤ 0,01% (0,1mm/m)	≤ 0,01% (0,1mm/m)	≤ 0,01% (0,1mm/m)	≤ 0,01% (0,1mm/m)	≤ 0,01% (0,1mm/m)
	Frost resistance Resistenza al gelo	ISO 10545-12	Pass according to EN ISO 10545-1 Test superato in accordo con ISO 10545-1			Resistant Resiste	Resistant Resiste	Resistant Resiste	Resistant Resiste	Resistant Resiste
Chemical characteristics	Bond strength/adhesion for improved cementitious adhesives Adesione a trazione con adesivi cementizi migliorati	EN 12004-2	Declared value Valore dichiarato			≥ 10 N/mm <sup>2</sup> (Class C2 - EN 12004)	≥ 10 N/mm <sup>2</sup> (Class C2 - EN 12004)	≥ 10 N/mm <sup>2</sup> (Class C2 - EN 12004)	≥ 10 N/mm <sup>2</sup> (Class C2 - EN 12004)	≥ 10 N/mm <sup>2</sup> (Class C2 - EN 12004)
	Reaction to fire Reazione al fuoco	-	Class A1 or A1 <sub>f</sub> Classe A1 oppure A1 <sub>f</sub>			A1 - A1 <sub>f</sub>	A1 - A1 <sub>f</sub>	A1 - A1 <sub>f</sub>	A1 - A1 <sub>f</sub>	A1 - A1 <sub>f</sub>
Safety characteristics (1)(2)	Resistance to household chemicals and swimming pool salts Resistenza ai prodotti chimici di uso domestico ed agli additivi per piscina	ISO 10545-13	Minimum Class B Classe minima B			A	A	A	A	A
	Resistance to low concentrations of acids and alkalis Resistenza a basse concentrazioni di acidi e alcali		Declared Class Classe dichiarata			LA	LA	LA	LA	LA
	Resistance to high concentrations of acids and alkalis Resistenza ad alte concentrazioni di acidi e alcali		Declared Class Classe dichiarata			HA	HA	-	-	HA
Safety characteristics (1)(2)	Resistance to staining, for unglazed tiles Resistenza alle macchie per piastrelle non smaltate	ISO 10545-14	Declared Class Classe dichiarata			5	5	5	5	5
	Shod Ramp Test Metodo della rampa "calzato"	DIN EN 16165 ANNEX B (EX DIN 51130)	Declared value Valore dichiarato			R10	N.C.	N.C.	N.C.	N.C.
	Barefoot Ramp Test Metodo della rampa a piedi nudi	DIN EN 16165 ANNEX A (EX DIN 51097)	Declared value Valore dichiarato			B	0	0	0	0
	Pendulum Friction Test Metodo del Pendolo	BS EN 16165 ANNEX C (EX BS 7976)	PTV ≥ 36 classifies the surface as "low slip risk"			≥ 36 Dry ≥ 36 Wet	≥ 36 Dry ≤ 24 Wet	≥ 36 Dry ≤ 24 Wet	≥ 36 Dry ≤ 24 Wet	≥ 36 Dry ≤ 24 Wet
		AS 4586	Declared Classification of the new pedestrian surface materials according to the Pendulum Test			Class P3	-	-	-	-
	Coefficient of friction (COF) Coefficiente di attrito	UNE EN 16165 ANNEX C (EX UNE 41901 EX 2017)	Declared value Valore dichiarato			Class C2	-	-	-	-
B.C.R.A. Rep. CEC/81		D.M. 236/89 del 14/06/89 μ > 0,40 per elemento scivolante cuoio su pavimentazione asciutta μ > 0,40 per elemento scivolante gomma dura su pavimentazione bagnata			> 0,40 Asciutto	> 0,40 Asciutto	> 0,40 Asciutto	> 0,40 Asciutto	> 0,40 Asciutto	
ANSI A 326.3		-			wet DCOF ≥ 0,50	dry DCOF ≥ 0,42	dry DCOF ≥ 0,42	dry DCOF ≥ 0,42	dry DCOF ≥ 0,42	

Technical feature - Caratteristiche tecniche - Caractéristiques techniques - Technische Daten - Características técnicas - Технические характеристики

MARVEL STONE				MARVEL TRAVERTINE					MARVEL X					
Matte Sensitech ± 9 mm	Matte ± 6 mm	Polished ± 9 mm	Polished ± 6 mm	Matte, Matte Sen- sitech ± 9 mm	Matte ± 6 mm	Matte Sensitech ± 6 mm	Grip Sensitech ± 9 mm	Outdoor Sensitech ± 20 mm	Matte Sensitech ± 9 mm	Silk ± 6 mm	Silk ± 9 mm	Polished ± 9 mm	Polished ± 6 mm	Outdoor Sensitech ± 20 mm
Suitable for Conforme	Suitable for Conforme	Suitable for Conforme	Suitable for Conforme	Suitable for Conforme	Suitable for Conforme	Suitable for Conforme	Suitable for Conforme	Suitable for Conforme	Suitable for Conforme	Suitable for Conforme	Suitable for Conforme	Suitable for Conforme	Suitable for Conforme	Suitable for Conforme
Suitable for Conforme	Suitable for Conforme	Suitable for Conforme	Suitable for Conforme	Suitable for Conforme	Suitable for Conforme	Suitable for Conforme	Suitable for Conforme	Suitable for Conforme	Suitable for Conforme	Suitable for Conforme	Suitable for Conforme	Suitable for Conforme	Suitable for Conforme	Suitable for Conforme
Suitable for Conforme	Suitable for Conforme	Suitable for Conforme	Suitable for Conforme	Suitable for Conforme	Suitable for Conforme	Suitable for Conforme	Suitable for Conforme	Suitable for Conforme	Suitable for Conforme	Suitable for Conforme	Suitable for Conforme	Suitable for Conforme	Suitable for Conforme	Suitable for Conforme
Suitable for Conforme	Suitable for Conforme	Suitable for Conforme	Suitable for Conforme	Suitable for Conforme	Suitable for Conforme	Suitable for Conforme	Suitable for Conforme	Suitable for Conforme	Suitable for Conforme	Suitable for Conforme	Suitable for Conforme	Suitable for Conforme	Suitable for Conforme	Suitable for Conforme
≤ 0,1 %	≤ 0,1 %	≤ 0,1 %	≤ 0,1 %	≤ 0,1 %	≤ 0,1 %	≤ 0,1 %	≤ 0,1 %	≤ 0,1 %	≤ 0,1 %	≤ 0,1 %	≤ 0,1 %	≤ 0,1 %	≤ 0,1 %	≤ 0,1 %
≤ 0,5 %	≤ 0,5 %	≤ 0,5 %	≤ 0,5 %	≤ 0,5 %	≤ 0,5 %	≤ 0,5 %	≤ 0,5 %	≤ 0,5 %	≤ 0,5 %	≤ 0,5 %	≤ 0,5 %	≤ 0,5 %	≤ 0,5 %	≤ 0,5 %
S ≥ 1500 N	S ≥ 1000 N	S ≥ 1500 N	S ≥ 1000 N	S ≥ 1500 N	S ≥ 1000 N	S ≥ 1000 N	S ≥ 1500 N	S ≥ 10000 N	S ≥ 1500 N	S ≥ 1000 N	S ≥ 1500 N	S ≥ 1500 N	S ≥ 1000 N	S ≥ 10000 N
R ≥ 40 N/mm <sup>2</sup>	R ≥ 40 N/mm <sup>2</sup>	R ≥ 40 N/mm <sup>2</sup>	R ≥ 40 N/mm <sup>2</sup>	R ≥ 40 N/mm <sup>2</sup>	R ≥ 40 N/mm <sup>2</sup>	R ≥ 40 N/mm <sup>2</sup>	R ≥ 40 N/mm <sup>2</sup>	R ≥ 45 N/mm <sup>2</sup>	R ≥ 40 N/mm <sup>2</sup>	R ≥ 40 N/mm <sup>2</sup>	R ≥ 40 N/mm <sup>2</sup>	R ≥ 40 N/mm <sup>2</sup>	R ≥ 40 N/mm <sup>2</sup>	R ≥ 45 N/mm <sup>2</sup>
-	-	-	-	-	-	-	-	≥ U4 60x120	-	-	-	-	-	≥ U4 120x120 60x60
≥ 0,55	≥ 0,55	≥ 0,55	≥ 0,55	≥ 0,55	≥ 0,55	≥ 0,55	≥ 0,55	≥ 0,55	≥ 0,55	≥ 0,55	≥ 0,55	≥ 0,55	≥ 0,55	≥ 0,55
≤ 150 mm <sup>3</sup>	≤ 150 mm <sup>3</sup>	≤ 150 mm <sup>3</sup>	≤ 150 mm <sup>3</sup>	≤ 150 mm <sup>3</sup>	≤ 150 mm <sup>3</sup>	≤ 150 mm <sup>3</sup>	≤ 150 mm <sup>3</sup>	≤ 150 mm <sup>3</sup>	≤ 150 mm <sup>3</sup>	≤ 150 mm <sup>3</sup>	≤ 150 mm <sup>3</sup>	≤ 150 mm <sup>3</sup>	≤ 150 mm <sup>3</sup>	≤ 150 mm <sup>3</sup>
≤ 7 MK <sup>-1</sup>	≤ 7 MK <sup>-1</sup>	≤ 7 MK <sup>-1</sup>	≤ 7 MK <sup>-1</sup>	≤ 7 MK <sup>-1</sup>	≤ 7 MK <sup>-1</sup>	≤ 7 MK <sup>-1</sup>	≤ 7 MK <sup>-1</sup>	≤ 7 MK <sup>-1</sup>	≤ 7MK <sup>-1</sup>	≤ 7MK <sup>-1</sup>	≤ 7MK <sup>-1</sup>	≤ 7MK <sup>-1</sup>	≤ 7MK <sup>-1</sup>	≤ 7MK <sup>-1</sup>
Resistant Resiste	Resistant Resiste	Resistant Resiste	Resistant Resiste	Resistant Resiste	Resistant Resiste	Resistant Resiste	Resistant Resiste	Resistant Resiste	Resistant Resiste	Resistant Resiste	Resistant Resiste	Resistant Resiste	Resistant Resiste	Resistant Resiste
≤ 0,01% (0,1mm/m)	≤ 0,01% (0,1mm/m)	≤ 0,01% (0,1mm/m)	≤ 0,01% (0,1mm/m)	≤ 0,01% (0,1mm/m)	≤ 0,01% (0,1mm/m)	≤ 0,01% (0,1mm/m)	≤ 0,01% (0,1mm/m)	≤ 0,01% (0,1mm/m)	≤ 0,01% (0,1mm/m)	≤ 0,01% (0,1mm/m)	≤ 0,01% (0,1mm/m)	≤ 0,01% (0,1mm/m)	≤ 0,01% (0,1mm/m)	≤ 0,01% (0,1mm/m)
Resistant Resiste	Resistant Resiste	Resistant Resiste	Resistant Resiste	Resistant Resiste	Resistant Resiste	Resistant Resiste	≤ 0,01% (0,1mm/m)	≤ 0,01% (0,1mm/m)	Resistant Resiste	Resistant Resiste	Resistant Resiste	Resistant Resiste	Resistant Resiste	Resistant Resiste
≥ 10 N/mm <sup>2</sup> (Class C2 - EN 12004)	≥ 10 N/mm <sup>2</sup> (Class C2 - EN 12004)	≥ 10 N/mm <sup>2</sup> (Class C2 - EN 12004)	≥ 10 N/mm <sup>2</sup> (Class C2 - EN 12004)	≥ 10 N/mm <sup>2</sup> (Class C2 - EN 12004)	≥ 10 N/mm <sup>2</sup> (Class C2 - EN 12004)	≥ 10 N/mm <sup>2</sup> (Class C2 - EN 12004)	≥ 10 N/mm <sup>2</sup> (Class C2 - EN 12004)	≥ 10 N/mm <sup>2</sup> (Class C2 - EN 12004)	≥ 10 N/mm <sup>2</sup> (Class C2 - EN 12004)	≥ 10 N/mm <sup>2</sup> (Class C2 - EN 12004)	≥ 10 N/mm <sup>2</sup> (Class C2 - EN 12004)	≥ 10 N/mm <sup>2</sup> (Class C2 - EN 12004)	≥ 10 N/mm <sup>2</sup> (Class C2 - EN 12004)	≥ 10 N/mm <sup>2</sup> (Class C2 - EN 12004)
A1 - A1 <sub>f</sub>	A1 - A1 <sub>f</sub>	A1 - A1 <sub>f</sub>	A1 - A1 <sub>f</sub>	A1 - A1 <sub>f</sub>	A1 - A1 <sub>f</sub>	A1 - A1 <sub>f</sub>	A1 - A1 <sub>f</sub>	A1 - A1 <sub>f</sub>	A1 - A1 <sub>f</sub>	A1 - A1 <sub>f</sub>	A1 - A1 <sub>f</sub>	A1 - A1 <sub>f</sub>	A1 - A1 <sub>f</sub>	A1 - A1 <sub>f</sub>
A	A	A	A	A	A	A	A	A	A	A	A	A	A	A
LA	LA	LA	LA	LA	LA	LA	LA	LA	LA	LA	LA	LA	LA	LA
HA	HA	-	-	HA	HA	HA	HA	HA	HA	HA	HA	-	-	HA
5	5	5	5	5	5	5	5	5	5	5	5	5	5	5
R10	R9	N.C.	N.C.	R10	R9	R10	R11	R11	R10	N.C.	N.C.	N.C.	N.C.	R11
B	A	0	0	B	A	B	C	C	B	0	0	0	0	C
≥ 36 Dry ≥ 36 Wet	(●)	≥ 36 Dry ≥ 24 Wet	≥ 36 Dry ≤ 24 Wet	≥ 36 Dry ≥ 36 Wet	(●)	≥ 36 Dry ≥ 36 Wet	≥ 36 Dry ≥ 36 Wet	≥ 36 Dry ≥ 36 Wet	≥ 36 Dry ≥ 36 Wet	≥ 36 Dry ≤ 24 Wet	≥ 36 Dry ≤ 24 Wet	≥ 36 Dry ≤ 24 Wet	≥ 36 Dry ≤ 24 Wet	≥ 36 Dry ≥ 36 Wet
Class P3	(●●)	-	-	Class P3	(●●)	Class P3	Class P4	Class P4	Class P3	-	-	-	-	Class P4
Class C2	(●●●)	-	-	Class C2	(●●●)	Class C2	Class C3	Class C3	Class C2	-	-	-	-	Class C3
> 0,40 Asciutto > 0,40 Bagnato	> 0,40 Asciutto > 0,40 Bagnato	> 0,40 Asciutto > 0,40 Bagnato	> 0,40 Asciutto > 0,40 Bagnato	> 0,40 Asciutto > 0,40 Bagnato	> 0,40 Asciutto > 0,40 Bagnato	> 0,40 Asciutto > 0,40 Bagnato	> 0,40 Asciutto > 0,40 Bagnato	> 0,40 Asciutto > 0,40 Bagnato	> 0,40 Asciutto > 0,40 Bagnato	> 0,40 Asciutto > 0,40 Bagnato	> 0,40 Asciutto > 0,40 Bagnato	> 0,40 Asciutto > 0,40 Bagnato	> 0,40 Asciutto > 0,40 Bagnato	> 0,40 Asciutto > 0,40 Bagnato
wet DCOF ≥ 0,50	wet DCOF ≥ 0,42	dry DCOF ≥ 0,42	dry DCOF ≥ 0,42	wet DCOF ≥ 0,50	wet DCOF ≥ 0,42	wet DCOF ≥ 0,50	wet DCOF ≥ 0,55	wet DCOF ≥ 0,55	wet DCOF ≥ 0,50	dry DCOF ≥ 0,42	dry DCOF ≥ 0,42	dry DCOF ≥ 0,42	dry DCOF ≥ 0,42	wet DCOF ≥ 0,55

(●) PTV ≥ 36 Wet on demand - su richiesta (●●) P3 on demand - su richiesta (●●●) C2 on demand - su richiesta



PRODUCT  
FINDER



SURFACE  
RANGE



COMPANY



COLLECTIONS



LARGE SIZES



SLABS FOR  
COUNTERTOPS  
& FURNITURE



FURNITURE



FACADES



TECHNICAL  
SPECIFICATIONS





### Porcelain tiles technical features

			Requirements for nominal size N Requisiti per dimensione nominale N			NORDE			
			7 cm ≤ N < 15 cm (mm)	N ≥ 15 cm (%) (mm)		Matte Sensitech ± 9 mm	Grip Sensitech ± 9 mm	Roccia ± 9 mm	Outdoor Sensitech ± 20 mm
Regularity characteristics	Length and width Lunghezza e larghezza	ISO 10545-2	± 0.9 (*) Non-rect. ± 0.4 (*) Rect.	± 0.6 (*) Non-rect. ± 0.3 (*) Rect.	± 2.0 (*) Non-rect. ± 1.0 (*) Rect.	Suitable for Conforme	Suitable for Conforme	Suitable for Conforme	Suitable for Conforme
	Thickness Spessore		± 0.5 (**)	± 5 (**)	± 0.5 (**)	Suitable for Conforme	Suitable for Conforme	Suitable for Conforme	Suitable for Conforme
	Straightness of sides Rettilineità degli spigoli		± 0.8 (***) Non-rect. ± 0.4 (***) Rect.	± 0.5 (***) Non-rect. ± 0.3 (***) Rect.	± 1.5 (***) Non-rect. ± 0.8 (***) Rect.	Suitable for Conforme	Suitable for Conforme	Suitable for Conforme	Suitable for Conforme
Regularity characteristics	Rectangularity (Measurement only on short edges when L/l ≥ 3) Ortogonalità (Misurazione da condurre solo sui lati corti quando L/l ≥ 3)	ISO 10545-2	± 0.8 (****) Non-rect. ± 0.4 (****) Rect.	± 0.5 (****) Non-rect. ± 0.3 (****) Rect.	± 2.0 (****) Non-rect. ± 1.5 (****) Rect.	Suitable for Conforme	Suitable for Conforme	Suitable for Conforme	Suitable for Conforme
	Surface flatness Planarità		c.c. ± 0.8 Non-rect. c.c. ± 0.6 Rect.	c.c. ± 0.5 Non-rect. c.c. ± 0.4 Rect.	c.c. ± 2.0 Non-rect. c.c. ± 1.8 Rect.	Not applicable to 'strong' structures Non applicabile a strutturati forti Not applicable to 'strong' structures Non applicabile a strutturati forti			
Structural characteristics	Water absorption (in % by mass) Massa d'acqua assorbita (come % della massa)	ISO 10545-3	E <sub>s</sub> ≤ 0.5% Individual max 0.6% E <sub>s</sub> ≤ 0.5% Valore max singolo 0,6%			≤ 0.1 %	≤ 0.1 %	≤ 0.1 %	≤ 0.1 %
		ASTM C373-18	Requirement ANSI A137.1 Water Absorption Max ≤ 0.5%			≤ 0.5 %	≤ 0.5 %	≤ 0.5 %	≤ 0.5 %
Bulk mechanical characteristics	Breaking strength Sforzo di rottura	ISO 10545-4	S ≥ 700N (for thickness < 7.5 mm - per spessore < 7,5 mm ) S ≥ 1300N (for thickness ≥ 7.5 mm - per spessore ≥ 7,5 mm)			S ≥ 1500 N	S ≥ 1500 N	S ≥ 1500 N	S ≥ 10000 N
	Modulus of rupture Resistenza alla flessione		R ≥ 35 N/mm <sup>2</sup>			R ≥ 40 N/mm <sup>2</sup>	R ≥ 40 N/mm <sup>2</sup>	R ≥ 40 N/mm <sup>2</sup>	R ≥ 45 N/mm <sup>2</sup>
Bulk mechanical characteristics	Bending strength and breaking load Resistenza a flessione e al carico di rottura (4)(5)	EN 1339 Annex F				-	-	-	≥ T11 60x60 ≥ U14 60x120 ≥ U11 80x80
	Impact resistance, as coefficient of restitution Resistenza all'impatto, espresso come coefficiente di restituzione	ISO 10545-5	Declared value Valore dichiarato			≥ 0.55	≥ 0.55	≥ 0.55	≥ 0.55
Surface mechanical characteristics	Resistance to deep abrasion of unglazed tiles (removed volume) Resistenza all'abrasione profonda delle piastrelle non smaltate (volume materiale asportato)	ISO 10545-6	≤ 175 mm <sup>3</sup>			≤ 150 mm <sup>3</sup>	≤ 150 mm <sup>3</sup>	≤ 150 mm <sup>3</sup>	≤ 150 mm <sup>3</sup>
Thermal and hygrometric characteristics	Coefficient of thermal linear expansion Coefficiente di dilatazione termica lineare	ISO 10545-8	Declared value Valore dichiarato			≤ 7 MK <sup>-1</sup>	≤ 7 MK <sup>-1</sup>	≤ 7 MK <sup>-1</sup>	≤ 7 MK <sup>-1</sup>
	Thermal shock resistance Resistenza agli sbalzi termici	ISO 10545-9	Pass according to EN ISO 10545-1 Test superato in accordo con ISO 10545-1			Resistant Resiste	Resistant Resiste	Resistant Resiste	Resistant Resiste
Thermal and hygrometric characteristics	Moisture expansion (mm/m) Dilatazione all'umidità (mm/m)	ISO 10545-10	Declared value Valore dichiarato			≤ 0.01% (0,1mm/m)	≤ 0.01% (0,1mm/m)	≤ 0.01% (0,1mm/m)	≤ 0.01% (0,1mm/m)
	Frost resistance Resistenza al gelo	ISO 10545-12	Pass according to EN ISO 10545-1 Test superato in accordo con ISO 10545-1			Resistant Resiste	Resistant Resiste	Resistant Resiste	Resistant Resiste
Physical properties	Bond strength/adhesion for improved cementitious adhesives Adesione a trazione con adesivi cementizi migliorati	EN 12004-2	Declared value Valore dichiarato			≥ 1.0 N/mm <sup>2</sup> (Class C2 - EN 12004)	≥ 1.0 N/mm <sup>2</sup> (Class C2 - EN 12004)	≥ 1.0 N/mm <sup>2</sup> (Class C2 - EN 12004)	≥ 1.0 N/mm <sup>2</sup> (Class C2 - EN 12004)
	Reaction to fire Reazione al fuoco	-	Class A1 or A1 <sub>s</sub> Classe A1 oppure A1 <sub>s</sub>			A1 - A1 <sub>s</sub>	A1 - A1 <sub>s</sub>	A1 - A1 <sub>s</sub>	A1 - A1 <sub>s</sub>
Chemical characteristics	Resistance to household chemicals and swimming pool salts Resistenza ai prodotti chimici di uso domestico ed agli additivi per piscina	ISO 10545-13	Minimum Class B Classe minima B			A	A	A	A
	Resistance to low concentrations of acids and alkalis Resistenza a basse concentrazioni di acidi e alcali		Declared Class Classe dichiarata			LA	LA	LA	LA
	Resistance to high concentrations of acids and alkalis Resistenza ad alte concentrazioni di acidi e alcali		Declared Class Classe dichiarata			HA	HA	HA	HA
	Resistance to staining, for unglazed tiles Resistenza alle macchie per piastrelle non smaltate	ISO 10545-14	Declared Class Classe dichiarata			5	5	5	5
Safety characteristics (1)(2)	Shod Ramp Test Metodo della rampa "calzato"	DIN EN 16165 ANNEX B (EX DIN 51130)	Declared value Valore dichiarato			R10	R11	R12	R11
	Barefoot Ramp Test Metodo della rampa a piedi nudi	DIN EN 16165 ANNEX A (EX DIN 51097)	Declared value Valore dichiarato			B	C	C	C
		BS EN 16165 ANNEX C (EX BS 7976)	PTV ≥ 36 classifies the surface as 'low slip risk'			≥ 36 Dry ≥ 36 Wet	≥ 36 Dry ≥ 36 Wet	≥ 36 Dry ≥ 36 Wet	≥ 36 Dry ≥ 36 Wet
	Pendulum Friction Test Metodo del Pendolo	AS 4586	Declared Classification of the new pedestrian surface materials according to the Pendulum Test			Class P3	Class P4	Class P4	Class P4
		UNE EN 16165 ANNEX C (EX UNE 41901 EX 2017)	Declared value Valore dichiarato			Class C2	Class C3	Class C3	Class C3
	Coefficient of friction (COF) Coefficiente di attrito	B.C.R.A. Rep. CEC/81	D.M. 236/89 del 14/06/89 μ > 0.40 per elemento scivolante cuoio su pavimentazione asciutta μ > 0.40 per elemento scivolante gomma dura su pavimentazione bagnata			> 0.40 Asciutto > 0.40 Bagnato	> 0.40 Asciutto > 0.40 Bagnato	> 0.40 Asciutto > 0.40 Bagnato	> 0.40 Asciutto > 0.40 Bagnato
	Dynamic coefficient of friction (DCOF) Coefficiente di attrito dinamico	ANSI A 326.3	-			wet DCOF ≥ 0.50	wet DCOF ≥ 0.55	wet DCOF ≥ 0.55	wet DCOF ≥ 0.55

Technical feature - Caratteristiche tecniche - Caractéristiques techniques - Technische Daten - Características técnicas - Технические характеристики

PRISM					TRUST			VENTI BOOST
Matte Sensitech ± 9 mm	Matte ± 6 mm	Silk ± 9 mm	Grip Sensitech ± 9 mm	Outdoor Sensitech ± 20 mm	Matte Sensitech ± 9 mm	Grip Sensitech ± 9 mm	Outdoor Sensitech ± 20 mm	Matte (Cold e Warm)
Suitable for Conforme	Suitable for Conforme	Suitable for Conforme	Suitable for Conforme	Suitable for Conforme	Suitable for Conforme	Suitable for Conforme	Suitable for Conforme	Suitable for Conforme
Suitable for Conforme	Suitable for Conforme	Suitable for Conforme	Suitable for Conforme	Suitable for Conforme	Suitable for Conforme	Suitable for Conforme	Suitable for Conforme	Suitable for Conforme
Suitable for Conforme	Suitable for Conforme	Suitable for Conforme	Suitable for Conforme	Suitable for Conforme	Suitable for Conforme	Suitable for Conforme	Suitable for Conforme	Suitable for Conforme
Suitable for Conforme	Suitable for Conforme	Suitable for Conforme	Suitable for Conforme	Suitable for Conforme	Suitable for Conforme	Suitable for Conforme	Suitable for Conforme	Suitable for Conforme
Suitable for Conforme	Suitable for Conforme	Suitable for Conforme	Suitable for Conforme	Suitable for Conforme	Suitable for Conforme	Suitable for Conforme	Suitable for Conforme	Suitable for Conforme
Suitable for Conforme	Suitable for Conforme	Suitable for Conforme	Suitable for Conforme	Suitable for Conforme	Suitable for Conforme	Suitable for Conforme	Suitable for Conforme	Suitable for Conforme
Suitable for Conforme	Suitable for Conforme	Suitable for Conforme	Suitable for Conforme	Suitable for Conforme	Suitable for Conforme	Suitable for Conforme	Suitable for Conforme	Suitable for Conforme
Suitable for Conforme	Suitable for Conforme	Suitable for Conforme	Suitable for Conforme	Suitable for Conforme	Suitable for Conforme	Suitable for Conforme	Suitable for Conforme	Suitable for Conforme
Suitable for Conforme	Suitable for Conforme	Suitable for Conforme	Suitable for Conforme	Suitable for Conforme	Suitable for Conforme	Suitable for Conforme	Suitable for Conforme	Suitable for Conforme
Suitable for Conforme	Suitable for Conforme	Suitable for Conforme	Suitable for Conforme	Suitable for Conforme	Suitable for Conforme	Suitable for Conforme	Suitable for Conforme	Suitable for Conforme
Suitable for Conforme	Suitable for Conforme	Suitable for Conforme	Suitable for Conforme	Suitable for Conforme	Suitable for Conforme	Suitable for Conforme	Suitable for Conforme	Suitable for Conforme
Suitable for Conforme	Suitable for Conforme	Suitable for Conforme	Suitable for Conforme	Suitable for Conforme	Suitable for Conforme	Suitable for Conforme	Suitable for Conforme	Suitable for Conforme
Suitable for Conforme	Suitable for Conforme	Suitable for Conforme	Suitable for Conforme	Suitable for Conforme	Suitable for Conforme	Suitable for Conforme	Suitable for Conforme	Suitable for Conforme
Suitable for Conforme	Suitable for Conforme	Suitable for Conforme	Suitable for Conforme	Suitable for Conforme	Suitable for Conforme	Suitable for Conforme	Suitable for Conforme	Suitable for Conforme
Suitable for Conforme	Suitable for Conforme	Suitable for Conforme	Suitable for Conforme	Suitable for Conforme	Suitable for Conforme	Suitable for Conforme	Suitable for Conforme	Suitable for Conforme
Suitable for Conforme	Suitable for Conforme	Suitable for Conforme	Suitable for Conforme	Suitable for Conforme	Suitable for Conforme	Suitable for Conforme	Suitable for Conforme	Suitable for Conforme
Suitable for Conforme	Suitable for Conforme	Suitable for Conforme	Suitable for Conforme	Suitable for Conforme	Suitable for Conforme	Suitable for Conforme	Suitable for Conforme	Suitable for Conforme
Suitable for Conforme	Suitable for Conforme	Suitable for Conforme	Suitable for Conforme	Suitable for Conforme	Suitable for Conforme	Suitable for Conforme	Suitable for Conforme	Suitable for Conforme
Suitable for Conforme	Suitable for Conforme	Suitable for Conforme	Suitable for Conforme	Suitable for Conforme	Suitable for Conforme	Suitable for Conforme	Suitable for Conforme	Suitable for Conforme
Suitable for Conforme	Suitable for Conforme	Suitable for Conforme	Suitable for Conforme	Suitable for Conforme	Suitable for Conforme	Suitable for Conforme	Suitable for Conforme	Suitable for Conforme
Suitable for Conforme	Suitable for Conforme	Suitable for Conforme	Suitable for Conforme	Suitable for Conforme	Suitable for Conforme	Suitable for Conforme	Suitable for Conforme	Suitable for Conforme
Suitable for Conforme	Suitable for Conforme	Suitable for Conforme	Suitable for Conforme	Suitable for Conforme	Suitable for Conforme	Suitable for Conforme	Suitable for Conforme	Suitable for Conforme
Suitable for Conforme	Suitable for Conforme	Suitable for Conforme	Suitable for Conforme	Suitable for Conforme	Suitable for Conforme	Suitable for Conforme	Suitable for Conforme	Suitable for Conforme
Suitable for Conforme	Suitable for Conforme	Suitable for Conforme	Suitable for Conforme	Suitable for Conforme	Suitable for Conforme	Suitable for Conforme	Suitable for Conforme	Suitable for Conforme
Suitable for Conforme	Suitable for Conforme	Suitable for Conforme	Suitable for Conforme	Suitable for Conforme	Suitable for Conforme	Suitable for Conforme	Suitable for Conforme	Suitable for Conforme
Suitable for Conforme	Suitable for Conforme	Suitable for Conforme	Suitable for Conforme	Suitable for Conforme	Suitable for Conforme	Suitable for Conforme	Suitable for Conforme	Suitable for Conforme
Suitable for Conforme	Suitable for Conforme	Suitable for Conforme	Suitable for Conforme	Suitable for Conforme	Suitable for Conforme	Suitable for Conforme	Suitable for Conforme	Suitable for Conforme
Suitable for Conforme	Suitable for Conforme	Suitable for Conforme	Suitable for Conforme	Suitable for Conforme	Suitable for Conforme	Suitable for Conforme	Suitable for Conforme	Suitable for Conforme
Suitable for Conforme	Suitable for Conforme	Suitable for Conforme	Suitable for Conforme	Suitable for Conforme	Suitable for Conforme	Suitable for Conforme	Suitable for Conforme	Suitable for Conforme
Suitable for Conforme	Suitable for Conforme	Suitable for Conforme	Suitable for Conforme	Suitable for Conforme	Suitable for Conforme	Suitable for Conforme	Suitable for Conforme	Suitable for Conforme
Suitable for Conforme	Suitable for Conforme	Suitable for Conforme	Suitable for Conforme	Suitable for Conforme	Suitable for Conforme	Suitable for Conforme	Suitable for Conforme	Suitable for Conforme
Suitable for Conforme	Suitable for Conforme	Suitable for Conforme	Suitable for Conforme	Suitable for Conforme	Suitable for Conforme	Suitable for Conforme	Suitable for Conforme	Suitable for Conforme
Suitable for Conforme	Suitable for Conforme	Suitable for Conforme	Suitable for Conforme	Suitable for Conforme	Suitable for Conforme	Suitable for Conforme	Suitable for Conforme	Suitable for Conforme
Suitable for Conforme	Suitable for Conforme	Suitable for Conforme	Suitable for Conforme	Suitable for Conforme	Suitable for Conforme	Suitable for Conforme	Suitable for Conforme	Suitable for Conforme
Suitable for Conforme	Suitable for Conforme	Suitable for Conforme	Suitable for Conforme	Suitable for Conforme	Suitable for Conforme	Suitable for Conforme	Suitable for Conforme	Suitable for Conforme
Suitable for Conforme	Suitable for Conforme	Suitable for Conforme	Suitable for Conforme	Suitable for Conforme	Suitable for Conforme	Suitable for Conforme	Suitable for Conforme	Suitable for Conforme
Suitable for Conforme	Suitable for Conforme	Suitable for Conforme	Suitable for Conforme	Suitable for Conforme	Suitable for Conforme	Suitable for Conforme	Suitable for Conforme	Suitable for Conforme
Suitable for Conforme	Suitable for Conforme	Suitable for Conforme	Suitable for Conforme	Suitable for Conforme	Suitable for Conforme	Suitable for Conforme	Suitable for Conforme	Suitable for Conforme
Suitable for Conforme	Suitable for Conforme	Suitable for Conforme	Suitable for Conforme	Suitable for Conforme	Suitable for Conforme	Suitable for Conforme	Suitable for Conforme	Suitable for Conforme
Suitable for Conforme	Suitable for Conforme	Suitable for Conforme	Suitable for Conforme	Suitable for Conforme	Suitable for Conforme	Suitable for Conforme	Suitable for Conforme	Suitable for Conforme
Suitable for Conforme	Suitable for Conforme	Suitable for Conforme	Suitable for Conforme	Suitable for Conforme	Suitable for Conforme	Suitable for Conforme	Suitable for Conforme	Suitable for Conforme
Suitable for Conforme	Suitable for Conforme	Suitable for Conforme	Suitable for Conforme	Suitable for Conforme	Suitable for Conforme	Suitable for Conforme	Suitable for Conforme	Suitable for Conforme
Suitable for Conforme	Suitable for Conforme	Suitable for Conforme	Suitable for Conforme	Suitable for Conforme	Suitable for Conforme	Suitable for Conforme	Suitable for Conforme	Suitable for Conforme
Suitable for Conforme	Suitable for Conforme	Suitable for Conforme	Suitable for Conforme	Suitable for Conforme	Suitable for Conforme	Suitable for Conforme	Suitable for Conforme	Suitable for Conforme
Suitable for Conforme	Suitable for Conforme	Suitable for Conforme	Suitable for Conforme	Suitable for Conforme	Suitable for Conforme	Suitable for Conforme	Suitable for Conforme	Suitable for Conforme
Suitable for Conforme	Suitable for Conforme	Suitable for Conforme	Suitable for Conforme	Suitable for Conforme	Suitable for Conforme	Suitable for Conforme	Suitable for Conforme	Suitable for Conforme
Suitable for Conforme	Suitable for Conforme	Suitable for Conforme	Suitable for Conforme	Suitable for Conforme	Suitable for Conforme	Suitable for Conforme	Suitable for Conforme	Suitable for Conforme
Suitable for Conforme	Suitable for Conforme	Suitable for Conforme	Suitable for Conforme	Suitable for Conforme	Suitable for Conforme	Suitable for Conforme	Suitable for Conforme	Suitable for Conforme
Suitable for Conforme	Suitable for Conforme	Suitable for Conforme	Suitable for Conforme	Suitable for Conforme	Suitable for Conforme	Suitable for Conforme	Suitable for Conforme	Suitable for Conforme
Suitable for Conforme	Suitable for Conforme	Suitable for Conforme	Suitable for Conforme	Suitable for Conforme	Suitable for Conforme	Suitable for Conforme	Suitable for Conforme	Suitable for Conforme
Suitable for Conforme	Suitable for Conforme	Suitable for Conforme	Suitable for Conforme	Suitable for Conforme	Suitable for Conforme	Suitable for Conforme	Suitable for Conforme	Suitable for Conforme
Suitable for Conforme	Suitable for Conforme	Suitable for Conforme	Suitable for Conforme	Suitable for Conforme	Suitable for Conforme	Suitable for Conforme	Suitable for Conforme	Suitable for Conforme
Suitable for Conforme	Suitable for Conforme	Suitable for Conforme	Suitable for Conforme	Suitable for Conforme	Suitable for Conforme	Suitable for Conforme	Suitable for Conforme	Suitable for Conforme
Suitable for Conforme	Suitable for Conforme	Suitable for Conforme	Suitable for Conforme	Suitable for Conforme	Suitable for Conforme	Suitable for Conforme	Suitable for Conforme	Suitable for Conforme
Suitable for Conforme	Suitable for Conforme	Suitable for Conforme	Suitable for Conforme	Suitable for Conforme	Suitable for Conforme	Suitable for Conforme	Suitable for Conforme	Suitable for Conforme
Suitable for Conforme	Suitable for Conforme	Suitable for Conforme	Suitable for Conforme	Suitable for Conforme	Suitable for Conforme	Suitable for Conforme	Suitable for Conforme	Suitable for Conforme
Suitable for Conforme	Suitable for Conforme	Suitable for Conforme	Suitable for Conforme	Suitable for Conforme	Suitable for Conforme	Suitable for Conforme	Suitable for Conforme	Suitable for Conforme
Suitable for Conforme	Suitable for Conforme	Suitable for Conforme	Suitable for Conforme	Suitable for Conforme	Suitable for Conforme	Suitable for Conforme	Suitable for Conforme	Suitable for Conforme
Suitable for Conforme	Suitable for Conforme	Suitable for Conforme	Suitable for Conforme	Suitable for Conforme	Suitable for Conforme	Suitable for Conforme	Suitable for Conforme	Suitable for Conforme
Suitable for Conforme	Suitable for Conforme	Suitable for Conforme	Suitable for Conforme	Suitable for Conforme	Suitable for Conforme	Suitable for Conforme	Suitable for Conforme	Suitable for Conforme
Suitable for Conforme	Suitable for Conforme	Suitable for Conforme	Suitable for Conforme	Suitable for Conforme	Suitable for Conforme	Suitable for Conforme	Suitable for Conforme	Suitable for Conforme
Suitable for Conforme	Suitable for Conforme	Suitable for Conforme	Suitable for Conforme	Suitable for Conforme	Suitable for Conforme	Suitable for Conforme	Suitable for Conforme	Suitable for Conforme
Suitable for Conforme	Suitable for Conforme	Suitable for Conforme	Suitable for Conforme	Suitable for Conforme	Suitable for Conforme	Suitable for Conforme	Suitable for Conforme	Suitable for Conforme
Suitable for Conforme	Suitable for Conforme	Suitable for Conforme	Suitable for Conforme	Suitable for Conforme	Suitable for Conforme	Suitable for Conforme	Suitable for Conforme	Suitable for Conforme
Suitable for Conforme	Suitable for Conforme	Suitable for Conforme	Suitable for Conforme	Suitable for Conforme	Suitable for Conforme	Suitable for Conforme	Suitable for Conforme	Suitable for Conforme
Suitable for Conforme	Suitable for Conforme	Suitable for Conforme	Suitable for Conforme	Suitable for Conforme	Suitable for Conforme	Suitable for Conforme	Suitable for Conforme	Suitable for Conforme
Suitable for Conforme	Suitable for Conforme	Suitable for Conforme	Suitable for Conforme	Suitable for Conforme	Suitable for Conforme	Suitable for Conforme	Suitable for Conforme	Suitable for Conforme
Suitable for Conforme	Suitable for Conforme	Suitable for Conforme	S					



# Wall Tiles

## Technical Specification

Complies with	EN 14411 (ISO 13006)	Appendix	L	Group	BIII
Conforme alla norma	EN 14411 (ISO 13006)	Appendice	L	Gruppo	BIII
Conforme à la norme	EN 14411 (ISO 13006)	Appendice	L	Groupe	BIII
Entsprechend	EN 14411 (ISO 13006)	Anhang	L	Gruppe	BIII
Conforme a la norma	EN 14411 (ISO 13006)	Apéndice	L	Grupo	BIII
Соответствует норме	EN 14411 (ISO 13006)	Приложение	L	Группа	BIII

- <sup>(\*)</sup> **The permissible deviation, in % or mm, of the average size for each tile (2 or 4 sides) from work size (WS).**  
Deviazione ammissibile, in % oppure mm, della dimensione media di ogni piastrella (2 oppure 4 lati) dalla dimensione di fabbricazione (WS).
- <sup>(\*\*)</sup> **The permissible deviation, in % or mm, of the average thickness for each tile from the work size thickness (WS).**  
Deviazione ammissibile, in % oppure mm, dello spessore medio di ogni piastrella dallo spessore riportato nella dimensione di fabbricazione (WS).
- <sup>(\*\*\*)</sup> **The maximum permissible deviation from straightness, in % or mm, related to the corresponding work sizes (WS).**  
Deviazione massima ammissibile di rettilineità, in % oppure mm, in rapporto alle dimensioni di fabbricazione (WS) corrispondenti.
- <sup>(\*\*\*\*)</sup> **The maximum permissible deviation from rectangularity, in % or mm, related to the corresponding work sizes (WS).**  
Deviazione massima ammissibile di ortogonalità, in % oppure mm, in rapporto alle dimensioni di fabbricazione (WS) corrispondenti.
- c.c. **The maximum permissible deviation from centre curvature, in % or mm, related to diagonal calculated from the work sizes (WS).**  
Deviazione massima ammissibile della curvatura del centro, in % oppure mm, in rapporto alla diagonale calcolata secondo le dimensioni di fabbricazione (WS).
- e.c. **The maximum permissible deviation from edge curvature, in % or mm, related to the corresponding work sizes (WS).**  
Deviazione massima ammissibile della curvatura dello spigolo, in % oppure mm, in rapporto alle dimensioni di fabbricazione (WS) corrispondenti.
- w. **The maximum permissible deviation from warpage, in % or mm, related to diagonal calculated from the work sizes (WS).**  
Deviazione massima ammissibile dello svergolamento, in % oppure mm, in rapporto alla diagonale calcolata secondo le dimensioni di fabbricazione (WS).

### Technical feature symbols

Dimensions Dimensioni Dimensions Maße Tamaño Размер	ISO 10545-2		<b>Length and width</b> / Lunghezza e larghezza <sup>(*)</sup> Longuer et largeur / Länge und Breite / Longitud y anchura / Размеры сторон
			<b>Thickness</b> / Spessore <sup>(**)</sup> Epaisseur / Stärke / Grosor / Толщина
			<b>Straightness of sides</b> / Rettilineità degli spigoli <sup>(***)</sup> Rectitude des aretes / Kantengeradheit / Rectilineidad de las aristas / Кривизна сторон
			<b>Rectangularity</b> / Ortogonalità <sup>(****)</sup> Orthogonalite / Rechtwinkligkeit / Ortogonalidad / Косоугольность
			<b>SURFACE FLATNESS</b> / PLANARITÀ Planimetrie / Ebenflächigkeit / Planaridad / Кривизна лицевой поверхности
	ISO 10545-3		<b>Water absorption</b> / Massa d'acqua assorbita Masse d'eau absorbée / Aufgenommene Wassermasse / Peso de agua absorbida / Водопоглощение
	ISO 10545-4		<b>BREAKING STRENGTH</b> / Sforzo di rottura Force de rupture / Bruchlast / Esfuerzo de ruptura / Усилие на излом
			<b>Modulus of rupture</b> / Resistenza alla flessione Résistance à la flexion / Biegefestigkeit / Resistencia a la flexión / Устойчивость к изгибу
	ISO 10545-8		<b>Coefficient of thermal linear expansion</b> / Coefficiente di dilatazione termica lineare Coefficient de dilatation thermique linéique / Lineare thermische Dehnung Coeficiente de dilatación térmica lineal / Коэффициент линейного расширения
Physical properties Proprietà fisiche Proprietes physiques Physikalische Eigenschaften Propiedades físicas Физические характеристики	ISO 10545-9		<b>Thermal shock resistance</b> / Resistenza agli sbalzi termici Résistance aux écarts de température / Temperaturwechselbeständigkeit Resistencia a los cambios de temperatura / Устойчивость к перепаду температур
	ISO 10545-10		<b>Moisture expansion (in mm/m)</b> / Dilatazione all'umidità (in mm/m) Dilatation à l'humidité (en mm/m) / Feuchtigkeitsausdehnung (in mm/m) Dilatación por la humedad (en mm/m) / Расширение под воздействием влаги (в мм/м)
	ISO 10545-11		<b>Crazing resistance</b> / Resistenza al cavillo Résistance aux craquelures / Haarriss-Beständigkeit / Resistencia a grietas / Устойчивость эмали к краquelюру (старению)
	EN 1348		<b>Bond strength/adhesion for improved cementitious adhesives</b> / Adesione a trazione con adesivi cementizi migliorati Adhérence par traction avec des ciments-colle améliorés / Scherfestigkeit mit verbesserten zementhaltigen Klebern Adherencia a tracción con adhesivos cementosos mejorados Прочность на растяжение при приклеивании улучшенными цементными клеями
	-		<b>Reaction to fire</b> / Reazione al fuoco Réaction au feu / Brandverhalten / Reacción al fuego / Огнестойкость
	ISO 10545-13		<b>Resistance to household chemicals and swimming pool salts</b> Resistenza ai prodotti chimici di uso domestico ed agli additivi per piscina Résistance aux produits chimiques à usage domestique et aux adjuvants pour piscine Beständigkeit gegen Haushaltschemikalien und Badewassersätze Resistencia a los productos químicos de uso doméstico Стойкость к химикатам, используемым в быту и для бассейнов
Chemical properties Proprietà chimiche Proprietes chimiques Chemische eigenschaften Propiedades quimicas Химические характеристики	ISO 10545-13		<b>Resistance to low concentrations of acids and alkalis</b> / Resistenza a basse concentrazioni di acidi e alcali Résistance aux acides et aux alcalis à basse concentration / Beständigkeit gegen niedrigkonzentrierte Säuren und Laugen Resistencia a los ácidos y bases de baja concentración / Сопротивление кислотам и щелочам низкой концентрации
			<b>Resistance to high concentrations of acids and alkalis</b> / Resistenza ad alte concentrazioni di acidi e alcali Résistance aux acides et aux alcalis à haute concentration / Beständigkeit gegen hochkonzentrierte Säuren und Laugen Resistencia a los ácidos y bases de alta concentración / Сопротивление кислотам и щелочам низкой концентрации
	ISO 10545-14		<b>Resistance to STAINING</b> / Resistenza alle macchie Résistance aux taches / Widerstand gegen Fleckenbildung / Resistencia a las manchas / Устойчивость эмали к загрязнению
ISO 10545-15		<b>Release of dangerous substances: Cadmium (in mg/dm²) and Lead (in mg/dm²)</b> Rilascio di sostanze pericolose: Cadmio (in mg/dm²) e Piombo (in mg/dm²) Emission de substances dangereuses: Cadmium (mg/dm²) et Plomb (mg/dm²) Emission von gefährlichen Stoffen: Cadmium (mg/dm²) und Blei (mg/dm²) Emisión de sustancias peligrosas: Cadmio (mg/dm²) y Plomo (mg/dm²) Выделение вредных веществ: кадмия (в мг/дм²) и свинца (в мг/дм²)	

Technical features - Caratteristiche tecniche - Caractéristiques techniques - Technische Daten - Características técnicas - Технические характеристики

INDEX



PRODUCT  
FINDER



SURFACE  
RANGE



COMPANY



COLLECTIONS



LARGE SIZES



SLABS FOR  
COUNTERTOPS  
& FURNITURE



FURNITURE



FACADES



TECHNICAL  
SPECIFICATIONS











# atlasPLAN


## Technical Specification



**162x324 cm - 63<sup>3</sup>/<sub>4</sub>"x127<sup>1</sup>/<sub>2</sub>"**  
SINGLE SLAB NOT RECTIFIED



**159x324 cm - 62<sup>3</sup>/<sub>4</sub>"x127<sup>1</sup>/<sub>2</sub>"**  
SINGLE SLAB NOT RECTIFIED



**160x320 cm - 63"x126"**  
RECTIFIED MONOCALIBER

Complies with	EN 14411 (ISO 13006)	Appendix	G	Group	Bla
Conforme alla norma	EN 14411 (ISO 13006)	Appendice	G	Gruppo	Bla
Conforme à la norme	EN 14411 (ISO 13006)	Appendice	G	Groupe	Bla
Entsprechend	EN 14411 (ISO 13006)	Anhang	G	Gruppe	Bla
Conforme a la norma	EN 14411 (ISO 13006)	Apéndice	G	Grupo	Bla
Соответствует норме	EN 14411 (ISO 13006)	Приложение	G	Группа	Bla

- (\*) **The permissible deviation, in % or mm, of the average size for each tile (2 or 4 sides) from work size (WS).**  
Deviazione ammissibile, in % oppure mm, della dimensione media di ogni piastrella (2 oppure 4 lati) dalla dimensione di fabbricazione (WS).
- (\*\*) **The permissible deviation, in % or mm, of the average thickness for each tile from the work size thickness (WS).**  
Deviazione ammissibile, in % oppure mm, dello spessore medio di ogni piastrella dallo spessore riportato nella dimensione di fabbricazione (WS).
- (\*\*\*) **The maximum permissible deviation from straightness, in % or mm, related to the corresponding work sizes (WS).**  
Deviazione massima ammissibile di rettilineità, in % oppure mm, in rapporto alle dimensioni di fabbricazione (WS) corrispondenti.
- (\*\*\*\*) **The maximum permissible deviation from rectangularity, in % or mm, related to the corresponding work sizes (WS).**  
Deviazione massima ammissibile di ortogonalità, in % oppure mm, in rapporto alle dimensioni di fabbricazione (WS) corrispondenti.
- c.c. **The maximum permissible deviation from centre curvature, in % or mm, related to diagonal calculated from the work sizes (WS).**  
Deviazione massima ammissibile della curvatura del centro, in % oppure mm, in rapporto alla diagonale calcolata secondo le dimensioni di fabbricazione (WS).
- e.c. **The maximum permissible deviation from edge curvature, in % or mm, related to the corresponding work sizes (WS).**  
Deviazione massima ammissibile della curvatura dello spigolo, in % oppure mm, in rapporto alle dimensioni di fabbricazione (WS) corrispondenti.
- w. **The maximum permissible deviation from warpage, in % or mm, related to diagonal calculated from the work sizes (WS).**  
Deviazione massima ammissibile dello svergolamento, in % oppure mm, in rapporto alla diagonale calcolata secondo le dimensioni di fabbricazione (WS).
- (1) **Determination of slip resistance of pedestrian surfaces; it does not cover sports surfaces and road surfaces for vehicles (skid resistance).**  
Determinazione della resistenza allo scivolamento delle superfici pedonabili; non si applica alle pavimentazioni sportive ed alle pavimentazioni stradali veicolari.
- (2) **Anti-slip performance is guaranteed at the time of delivery of the product.**  
Le prestazioni anti-slip vengono garantite al momento della consegna del prodotto.
- (3) **However, tiles with a DCOF of 0.42 or greater are not necessarily suitable for all projects. The specifier shall determine tiles appropriate for specific project conditions, considering by way of example, but not in limitation, type of use, traffic, expected contaminants, expected maintenance, expected wear, and manufacturers' guidelines and recommendations.\***
- (4) **For further details, please refer to outdoor design general catalogue. Per maggiori informazioni riferirsi al catalogo generale Outdoor Design.**
- (5) **Only for products with 20 mm thickness. Solo per prodotti a 20mm di spessore.**



PRODUCT  
FINDER



SURFACE  
RANGE



COMPANY



COLLECTIONS



LARGE SIZES



SLABS FOR  
COUNTERTOPS  
& FURNITURE



FURNITURE



FACADES



TECHNICAL  
SPECIFICATIONS



### Technical features

			Requirements for nominal size N Requisiti per dimensione nominale N			162x324 cm - 63 <sup>3</sup> / <sub>4</sub> "x127 <sup>1</sup> / <sub>2</sub> " 159x324 cm - 62 <sup>3</sup> / <sub>4</sub> "x127 <sup>1</sup> / <sub>2</sub> " Not Rectified			160x320 cm - 63"x126"		
			N ≥ 15 cm		Silk	Matte Hammered Leathered	Polished Satin	Silk	Matte Hammered	Polished	
			(%)	(mm)							
<b>Regularity characteristics</b>	<b>Length and width</b> Lunghezza e larghezza	ISO 10545-2	± 0.3 (*)	± 1 (*)	N.A.			Suitable for Conforme			
	<b>Thickness</b> Spessore		± 5 (**)	± 0.5 (**)	Suitable for Conforme			Suitable for Conforme			
	<b>Straightness of sides</b> Rettilineità degli spigoli		± 0.3 (***)	± 0.8 (***)	N.A.			Suitable for Conforme			
	<b>Rectangularity (Measurement only on short edges when L/l ≥ 3)</b> Ortogonalità (Misurazione da condurre solo sui lati corti quando L/l ≥ 3)		± 0.3 (****)	± 1.5 (****)	N.A.			Suitable for Conforme			
	<b>Surface flatness</b> Planarità		c.c. ± 0.4 e.c. ± 0.4 w. ± 0.4	c.c. ± 1.8 e.c. ± 1.8 w. ± 1.8	Suitable for Conforme			Suitable for Conforme			
<b>Structural characteristics</b>	<b>Water absorption</b> Massa d'acqua assorbita	ISO 10545-3 ASTM C373-18	E <sub>s</sub> ≤ 0.5% Individual max 0.6% E <sub>s</sub> ≤ 0.5% Valore max singolo 0.6%			≤ 0.1 %			≤ 0.1 %		
			Requirement ANSI A137.1 Water Absorption Max ≤ 0.5%			≤ 0.5 %			≤ 0.5 %		
<b>Bulk mechanical characteristics</b>	<b>Breaking strength</b> Sforzo di rottura	ISO 10545-4	S ≥ 700 N for thickness < 7,5mm per spessore < 7,5mm	S ≥ 1300 N for thickness ≥ 7,5mm per spessore ≥ 7,5mm	12 mm → S ≥ 3500N 20 mm → S ≥ 10000N			S ≥ 1000N			
	<b>Modulus of rupture</b> Resistenza alla flessione		R ≥ 35 N/mm <sup>2</sup>			R ≥ 40 N/mm <sup>2</sup>			R ≥ 40 N/mm <sup>2</sup>		
	<b>Impact resistance, as coefficient of restitution</b> Resistenza all'impatto, espresso come coefficiente di restituzione		ISO 10545-5	Declared value Valore dichiarato			≥ 0,55			≥ 0,55	
<b>Surface mechanical characteristics</b>	<b>Resistance to deep abrasion of unglazed tiles (removed volume)</b> Resistenza all'abrasione profonda delle piastrelle non smaltate (volume materiale asportato)	ISO 10545-6	≤ 175 mm <sup>3</sup>			Suitable for Conforme			Suitable for Conforme		
	<b>Coefficient of thermal linear expansion</b> Coefficiente di dilatazione termica lineare	ISO 10545-8	Declared value Valore dichiarato			≤ 7 MK <sup>-1</sup>			≤ 7 MK <sup>-1</sup>		
<b>Thermal and hygrometric characteristics</b>	<b>Thermal shock resistance</b> Resistenza agli sbalzi termici	ISO 10545-9	Pass according to EN ISO 10545-1 Test superato in accordo con ISO 10545-1			Resistant Resiste			Resistant Resiste		
	<b>Moisture expansion (in mm/m)</b> Dilatazione all'umidità (in mm/m)	ISO 10545-10	Declared value Valore dichiarato			≤ 0,01% (0,1mm/m)			≤ 0,01% (0,1mm/m)		
	<b>Frost resistance</b> Resistenza al gelo	ISO 10545-12	Pass according to EN ISO 10545-1 Test superato in accordo con ISO 10545-1			Resistant Resiste			Resistant Resiste		
<b>Physical properties</b>	<b>Bond strength/adhesion for improved cementitious adhesives</b> Adesione a trazione con adesivi cementizi migliorati	EN 1348	Declared value Valore dichiarato			≥ 1.0 N/mm <sup>2</sup> (Class C2 - EN 12004)			≥ 1.0 N/mm <sup>2</sup> (Class C2 - EN 12004)		
	<b>Reaction to fire</b> Reazione al fuoco	-	A1 or Afl			A1 without fiberglass - A2 with fiberglass			A1 - Afl		
<b>Chemical characteristics</b>	<b>Resistance to household chemicals and swimming pool salts</b> Resistenza ai prodotti chimici di uso domestico ed agli additivi per piscina	ISO 10545-13	Minimum Class B (B for unglazed tiles) Classe minima B (B per piastrelle non smaltate)			A			A		
	<b>Resistance to low concentrations of acids and alkalis</b> Resistenza a basse concentrazioni di acidi e alcali		Declared Class Classe dichiarata			LA			LA		
	<b>Resistance to high concentrations of acids and alkalis</b> Resistenza ad alte concentrazioni di acidi e alcali		Declared Class Classe dichiarata			HA HA -			HA HA -		
	<b>Resistance to staining</b> Resistenza alle macchie	ISO 10545-14	Declared Class Classe dichiarata			5			5		
	<b>Release of dangerous substances: Cadmium (in mg/dm<sup>2</sup>) and Lead (in mg/dm<sup>2</sup>)</b> Rilascio di sostanze pericolose: Cadmio (in mg/dm <sup>2</sup> ) e Piombo (in mg/dm <sup>2</sup> )	ISO 10545-15	Declared value Valore dichiarato			≤ 0.01 mg/dm <sup>2</sup> Cd ≤ 0.1 mg/dm <sup>2</sup> Pb			≤ 0.01 mg/dm <sup>2</sup> Cd ≤ 0.1 mg/dm <sup>2</sup> Pb		
<b>Safety characteristics (1)(2)</b>	<b>Shod Ramp Test</b> Metodo della rampa "calzato"	DIN EN 16165 ANNEX B (EX DIN 51130)	Declared Class Classe dichiarata			-			R9 N.C.		
	<b>Barefoot Ramp Test</b> Metodo della rampa a piedi nudi	DIN EN 16165 ANNEX A (EX DIN 51097)	Declared Class Classe dichiarata			-			A -		
	<b>Coefficient of friction (COF)</b> Coefficiente di attrito	B.C.R.A. Rep. CEC/81	D. M. 236/89 del 14/06/89 μ > 0.40 per elemento scivolante cuoio su pavimentazione asciutta μ > 0.40 per elemento scivolante gomma dura su pavimentazione bagnata			-			> 0.40 Asciutto > 0.40 Bagnato		
	<b>Dynamic coefficient of friction (DCOF)</b> Coefficiente di attrito dinamico	ANSI A 326.3	-			-			wet DCOF > 0.42 dry DCOF > 0.42		
	<b>Resistance to scratching</b> Resistenza alla graffiatura	UNI EN 15186:2012 met.B	-			CEN/TS 16209 Class A CEN/TS 16209 Classe A			CEN/TS 16209 Class A CEN/TS 16209 Classe A		
	<b>Tendency to retain dirt</b> Tendenza a ritenere lo sporco	UNI 9300:2015	-			No visible change (5) Nessun cambiamento visibile (5)			No visible change (5) Nessun cambiamento visibile (5)		
	<b>Surface resistance to cold liquids</b> Resistenza delle superfici ai liquidi freddi	UNI EN 12720:2013	-			CEN/TS 16209 Class A CEN/TS 16209 Classe A			CEN/TS 16209 Class A CEN/TS 16209 Classe A		
	<b>Surface resistance to wet heat</b> Resistenza delle superfici al calore umido	UNI EN 12721:2013	-			CEN/TS 16209 Class A CEN/TS 16209 Classe A			CEN/TS 16209 Class A CEN/TS 16209 Classe A		
	<b>Surface resistance to dry heat</b> Resistenza delle superfici al calore secco	UNI EN 12722:2013	-			CEN/TS 16209 Class A CEN/TS 16209 Classe A			CEN/TS 16209 Class A CEN/TS 16209 Classe A		
	<b>Assessment of resistance to impact</b> Resistenza all'urto	ISO 4211-4:1988	-			Maximum drop height according to thickness. Altezza massima di caduta variabile in funzione dello spessore.			Maximum drop height according to thickness. Altezza massima di caduta variabile in funzione dello spessore.		



# Destinations of use

## Recommended products by intended use

<b>H</b>	Matte <i>Sensitech</i> 9mm Matte 9mm Grip / Grip <i>Sensitech</i> 9mm Textured / Roccia 9mm Outdoor <i>Sensitech</i> 20mm Outdoor 20 mm <b>HEAVY TRAFFIC</b>
----------	--

<b>M</b>	Matte <i>Sensitech</i> 9mm Matte 6/9mm Silk 6/9mm Velvet 9mm Polished 6/9mm* Grip / Grip <i>Sensitech</i> 9mm Textured / Roccia 9mm Outdoor <i>Sensitech</i> 20mm Outdoor 20 mm <b>MEDIUM TRAFFIC</b>
----------	--

<b>L</b>	Matte <i>Sensitech</i> 6/9mm Matte 6/9mm Silk 6/9mm Velvet 9mm Polished 6/9mm* Grip / Grip <i>Sensitech</i> 9mm Textured / Roccia 9mm Outdoor <i>Sensitech</i> 20mm Outdoor 20 mm <b>LIGHT TRAFFIC</b>
----------	---

### HEAVY COMMERCIAL

Malls, airports, places of worship, schools, museums, squares, hospitals, hotels - foyers, undergrounds, train stations, etc.

### COMMERCIALI PESANTI

Mall, aeroporti, luoghi di culto, scuole, musei, piazze, ospedali, hotel - hall di ingresso, metropolitane, stazioni ferroviarie, ecc...

### MEDIUM COMMERCIAL\*

Restaurants, offices, shops, public restrooms, public offices, hotels except for foyers, business lounges, mandatory passageways and areas subject to the transit of trolleys with hard wheels or highly concentrated loads.

### COMMERCIALI MEDI\*

Ristoranti, uffici, negozi, bagni pubblici, uffici pubblici, hotel - ad esclusione delle hall di ingresso, business lounge, di passaggi obbligati e zone soggetto a transito di carrelli con ruote dure ovvero elevati carichi concentrati.

### RESIDENTIAL

Bedrooms, living rooms, studies, private kitchens, private bathrooms, etc.

### RESIDENZIALI

Camere da letto, soggiorni, studi, cucine private, bagni privati...

INTENDED USES FOR OUTDOORS			
<p><b>INDUSTRIAL AND/OR COMMERCIAL AREAS FOR VEHICLES</b> Squares, public car parks, filling stations, paving for forklift trucks, pallet jacks, trailer trucks, buses, industrial platforms, etc.</p> <p>INSTALLATION METHOD 1. LAYING WITH ADHESIVE using the "double buttering" method. Choose porcelain tile with a thickness greater than or equal to 20mm with anti-slip finish <sup>(1)</sup>.</p> <p><b>AREE INDUSTRIALI E/O COMMERCIALI CARRABILI</b> Piazze, parcheggi pubblici, stazioni di rifornimento, pavimentazioni con transito di carrelli elevatori, transpallet, autoarticolati, autobus, piattaforme industriali, ecc...</p> <p>TIPO DI POSA 1. POSA CON ADESIVI con il metodo della "doppia spalmatura". Utilizzare gres porcellanato a spessore superiore o uguale a 20mm con finitura anti-scivolo <sup>(1)</sup>.</p>	<p><b>RESIDENTIAL AREAS FOR VEHICLES</b> Outdoor courtyards, private homes, apartment complex parking lots (garages), etc. Pavements used only by cars.</p> <p>INSTALLATION METHOD LAYING WITH ADHESIVE using the "double buttering" method. Choose porcelain tiles with anti-slip finish <sup>(1)</sup>.</p> <p><b>AREE RESIDENZIALI CARRABILI</b> Cortili esterni abitazioni private, parcheggi condominiali (garage interni), ecc... Pavimentazioni a transito esclusivo di autovetture.</p> <p>TIPO DI POSA POSA CON ADESIVI con il metodo della "doppia spalmatura". Utilizzare gres porcellanato con finitura anti-scivolo <sup>(1)</sup>.</p>	<p><b>AREAS FOR PEDESTRIANS ONLY</b> Patios, gardens and walkways, terraces, balconies, urban pedestrian areas, etc.</p> <p>INSTALLATION METHOD 1. RAISED INSTALLATION AND "DRY" LAYING (on grass, sand and gravel). Choose porcelain tile with a thickness greater than or equal to 20mm with anti-slip finish <sup>(1)</sup>. 2. LAYING WITH ADHESIVE using the "double buttering" method. Choose porcelain tiles with anti-slip finish <sup>(1)</sup>.</p> <p><b>AREE SOLO PEDONABILI</b> Pati, giardini e camminamenti, terrazze, balconi, aree urbane pedonali, ecc...</p> <p>TIPO DI POSA 1. POSA SOPRAELEVATA E A "SECCO" (su erba, sabbia e ghiaia). Utilizzare gres porcellanato a spessore superiore o uguale a 20mm con finitura anti-scivolo <sup>(1)</sup>. 2. POSA CON ADESIVI con il metodo della "doppia spalmatura". Utilizzare gres porcellanato con finitura anti-scivolo <sup>(1)</sup>.</p>	<p><b>POOL EDGES</b> INSTALLATION METHOD LAYING WITH ADHESIVE using the "double buttering" method. Choose porcelain tiles with anti-slip finish <sup>(1)</sup>.</p> <p><b>BORDI PISCINA</b> TIPO DI POSA POSA CON ADESIVI con il metodo della "doppia spalmatura". Utilizzare gres porcellanato con finitura anti-scivolo <sup>(1)</sup>.</p>

# Color-Shading

The V-Shade classification indicates the chromatic and/or surface variation among tiles of the same collection.


La classificazione VShade indica la variazione cromatica e/o superficiale tra le piastrelle di una stessa collezione.


La classification VShade indique le variation chromatique et/ou superficielle entre des dalles d'une même collection.


Die Klassifizierung V-Shade gibt das Niveau des Farbverlaufs des Produktes oder die Abweichung des Farbtons und/oder Oberfläche unter den Fliesen der gleichen Kollektion an.


La clasificación V-Shade indica el variación cromática y/o superficial que existe entre las baldosas de una misma colección.

Классификация V-Shade указывает на уровень цветовой или фактурной неоднородности плиток, т.е. на отличия по цвету или по фактуре между плитками одной коллекции.

	<b>Uniform appearance</b> Aspetto uniforme Aspect uniforme Gleichmäßiges Erscheinungsbild Aspecto uniforme Однородный вид
---	--

	<b>Slight variation</b> Variazione minima Variation minimale Leichte Abweichung Variación mínima Минимальная Неоднородность
---	--

	<b>Moderate variation</b> Variazione moderata Variation Modérée Mäßige Abweichung Variación moderada Умеренная Неоднородность
---	--

	<b>Substantial variation</b> Variazione sostanziale Variation substantielle Grundlegende Abweichung Variación sustancial Значительная Неоднородность
---	---

Collection	Colour	Colour-shading
<b>3D WALL</b>	Wall tiles	<b>V1</b>
<b>3D WALL CARVE</b>	Wall tiles	<b>V1</b>
<b>3D WALL PLASTER</b>	Wall tiles	<b>V1</b>
<b>AIX</b>	Porcelain	<b>V3 Porcelain tiles</b>
<b>APLOMB</b>	Wall tiles	<b>V1</b>
<b>ARTY</b>	Wall tiles	<b>V1</b>
<b>AXI</b>	Porcelain tiles	Golden Oak <b>V3</b> Brown Chestnut <b>V3</b>
<b>BOOST</b>	Porcelain & Wall tiles	<b>V3 Porcelain tiles</b> <b>V2 Wall tiles</b>
<b>BOOST BALANCE</b>	Porcelain tiles	<b>V2</b>
<b>BOOST COLOR</b>		<b>V1</b>
<b>BOOST NATURAL</b>	Porcelain & Wall tiles	<b>V2</b>
<b>BOOST MINERAL</b>	Porcelain tiles	<b>V3</b>
<b>BOOST MIX</b>	Porcelain tiles	<b>V3</b>
<b>BOOST PRO</b>	Porcelain & Wall tiles	<b>V3 Porcelain tiles</b> <b>V2 Wall tiles</b>
<b>BOOST STONE</b>	Porcelain tiles	<b>V2</b>
<b>BRAVE</b>	Porcelain & Wall tiles	<b>V2</b>
<b>ENTICE</b>	Porcelain tiles	<b>V2</b>
<b>ETIC</b>	Porcelain tiles	Rovere <b>V3</b>
<b>ETIC PRO</b>	Porcelain tiles	<b>V3</b>
<b>EXENCE</b>	Porcelain tiles	<b>V2</b>
<b>HEARTWOOD</b>	Porcelain tiles	<b>V3</b>
<b>KLIF</b>	Porcelain tiles	<b>V3</b>
<b>KONE</b>	Porcelain tiles	<b>V2</b>
<b>LIMS</b>	Porcelain & Wall tiles	<b>V3 Porcelain tiles</b> <b>V2 Wall tiles</b>

Collection	Colour	Colour-shading
<b>MARVEL</b>	Porcelain & Wall tiles	<b>V2</b> Ultramarine <b>V3</b>
<b>MARVEL DREAM</b>	Porcelain tiles	Bianco Fantastico <b>V2</b> Grigio Intenso <b>V2</b> Black Atlantis <b>V2</b>
<b>MARVEL GALA</b>	Porcelain tiles	<b>V3</b>
<b>MARVEL GEMS</b>	Porcelain tiles	<b>V2</b>
<b>MARVEL MERAVIGLIA</b>	Porcelain tiles	<b>V3</b>
<b>MARVEL ONYX</b>		<b>V3</b> Statuario Select <b>V3</b> Grey Fleury <b>V3</b>
<b>MARVEL PRO</b>	Porcelain & Wall tiles	Noir St. Laurent <b>V2</b> Cremo Delicato <b>V2</b> Calacatta Delicato <b>V2</b>
<b>MARVEL SHINE</b>	Porcelain & Wall tiles	Calacatta Prestigio <b>V2</b> Statuario Supremo <b>V2</b> Calacatta Imperiale <b>V3</b>
<b>MARVEL STONE</b>	Porcelain & Wall tiles	<b>V2</b>
<b>MARVEL TRAVERTINE</b>	Porcelain tiles	<b>V3</b> Calacatta Apuano <b>V2</b> Calacatta Sublime <b>V3</b>
<b>MARVEL X</b>	Porcelain tiles	Calacatta Perla <b>V2</b> Grey Cloud <b>V2</b> Fior di Bosco <b>V3</b>
<b>NORDE</b>	Porcelain tiles	<b>V3</b>
<b>PRISM</b>	Porcelain & Wall tiles	<b>V2</b>
<b>TRUST</b>	Porcelain tiles	<b>V3</b> Classic Carpet 1, 2, 3 <b>V2</b> Blue Carpet 1, 2, 3 <b>V2</b> Carpet 1, 2, 3 Warm <b>V2</b> Carpet 1, 2, 3 Cold <b>V2</b> Classic Mix, Blue Mix <b>V4</b> Mix Warm, Mix Cold <b>V4</b>
<b>VENTI BOOST</b>	Porcelain tiles	

INDEX



PRODUCT FINDER



SURFACE RANGE



COMPANY



COLLECTIONS



LARGE SIZES



SLABS FOR COUNTERTOPS &amp; FURNITURE



FURNITURE



FACADES



TECHNICAL SPECIFICATIONS



<sup>(1)</sup> For the properties of slip resistance required in the aforementioned uses it is always necessary to comply with the local laws, regulations and uses, referring to the technical sheets of the selected products. - Per le proprietà di resistenza allo scivolamento richieste nelle destinazioni d'uso sopra itate occorre sempre attenersi alle normative, leggi ed usi locali facendo riferimento alle schede tecniche dei prodotti selezionati. - Pour les propriétés de résistance à la glissade exigées par les destinations d'usage susmentionnées, il faut toujours respecter les normes, lois et réglementations locales en se référant aux fiches techniques des produits sélectionnés. - Für die von den obigen Zweckbestimmungen verlangte Rutschfestigkeit sind stets die örtlich geltenden Vorschriften, Gesetze und Gebräuche zu beachten. Siehe hierzu die technischen Datenblätter der gewählten Produkte. - Para las propiedades de resistencia al deslizamiento requeridas según los usos previstos ante indicados, es taxativo atenerse a las normativas, leyes y usos locales siempre consultando las fichas técnicas de los productos seleccionados. - Характеристики сопротивления скольжению при использовании плиток для вышеописанных назначений выбирают согласно местным законам, стандартам и правилам по листу технических характеристик выбранных изделий.

\* Polished, velvet and silk finishes are recommended for low-stress residential or commercial floors where anti-slip performance is not required. The surface's shine and superior ease of cleaning are the result of in-depth studies and extensive technical research aimed at ensuring its durability over time. If the product is in direct contact with the outside, use moisture and dirt absorption devices to prevent scratches. Under no circumstances does Atlas Concorde accept responsibility for any use of the product other than as recommended above. - Le finiture lappata, velvet e silk sono indicate per pavimenti residenziali o commerciali poco sollecitati, laddove non siano richieste prestazioni antiscivolo. La lucentezza e l'elevata facilità di pulizia della superficie sono frutto di studi approfonditi e accurate ricerche tecniche volte a garantirne la persistenza nel tempo. Se il prodotto è a diretto contatto con l'esterno, prevedere dei dispositivi di assorbimento dell'umidità e dello sporco per prevenire la formazione di graffi. Atlas Concorde non si assume in nessun caso la responsabilità per un uso del prodotto diverso da quanto consigliato sopra. - Les finitions rodée, velvet et soyeuse conviennent aux sols résidentiels ou commerciaux à faibles contraintes, où la performance antidérapante n'est pas requise. La brillance et la grande facilité de nettoyage de la surface sont le résultat d'études approfondies et de recherches techniques précises visant à assurer sa persistance dans le temps. Si le produit est en contact direct avec l'extérieur, prévoyez des dispositifs d'absorption de l'humidité et de la saleté pour éviter la formation de rayures. Atlas Concorde n'accepte aucune responsabilité pour toute utilisation du produit autre que celle recommandée ci-dessus. - Die Oberflächenversionen Glasppt, Velvet und Silk eignen sich für Bodenbeläge in Wohnbereichen bzw. in gering beanspruchten Gewerberäumen, wenn keine Rutschfestigkeit erforderlich ist. Der Glanz und die einfache Reinigung der Oberfläche sind das Resultat eingehender technischer Studien, mit denen die langfristige Beständigkeit sichergestellt wurde. Kommt das Produkt direkt mit der externen Umgebung in Kontakt, so sind Feuchtigkeit und Schmutz mit geeigneten Mitteln aufzunehmen, um Kratzer zu vermeiden. Atlas Concorde haftet keinesfalls für eine nicht den vorstehenden Empfehlungen entsprechende Verwendung des Produkts. - Los acabados lapeados, velvet y silk son adecuados para pavimentos residenciales y comerciales con poco tráfico, donde no se requiere un efecto antideslizante. El brillo y la gran facilidad de limpieza de la superficie son el resultado de profundos estudios e investigaciones técnicas precisas para asegurar su persistencia en el tiempo. Si el producto está en contacto directo con el exterior, proporcionar dispositivos de absorción de humedad y suciedad para evitar arañazos. Atlas Concorde no asume responsabilidad alguna por cualquier uso del producto distinto del recomendado anteriormente. - Лаппированная поверхность, Velvet и поверхность Silk рекомендованы для полов жилых и коммерческих помещений с невысокой интенсивностью эксплуатации, в которых от покрытий не требуется характеристик сопротивления скольжению. Блеск и легкая очищаемость являются результатом глубоких исследований, направленных на создание долговечного материала. Если плитка находится в непосредственном контакте с наружной средой, необходимо предусмотреть устройства поглощения влаги и грязи во избежание образования царапин. Atlas Concorde не несет ответственности за использование изделий с нарушением вышеприведенных рекомендаций.



## Laying suggestions - cleaning and maintenance

### PORCELAIN & WALL TILES

#### 1. LAYING

Before starting the installation process, make sure the laying surface is well cured, flat and completely clean and that the material available is sufficient in quantity and has the right tone and size.

#### 2 CHOICE OF ADHESIVE

The use of an appropriate adhesive is essential for a successful installation. For the installation of ceramic tiles, you should follow the laying instructions provided by leading adhesives manufacturers.

You should choose the most suitable adhesive on the basis of the following factors:

- laying surface
- type and size of tile
- use of tiled surface (floor/wall; indoor/outdoor)
- weather conditions at the time of laying
- waiting time before the ceramic surface can be used

USE Laying surface	TYPE OF TILE Type	SIZE (cm)	RECOMMENDED ADHESIVES - European Standards EN 12004	
			Normal Set	Rapid set
<b>INDOOR FLOORS</b>				
Cementitious screeds Existing cement floors (cement concrete, bush-hammered) Anhydrite screeds (following application of a suitable primer) Heating floors Existing ceramic, terrazzo and natural stone floors Waterproofing in bathrooms	porcelain tiles	< 30x30 cm	Improved cementitious adhesives with long open time (Class C2E).	Improved cementitious adhesives, slip resistant and deformable (Class C2FT - S1). ●
		≥ 30x30 cm < 60x60 cm	Improved cementitious adhesives resistant to slip and with long open time (Class C2TE).	Improved cementitious adhesives, slip resistant and deformable (Class C2FT - S1). ●
		≥ 60x60 cm	Improved cementitious adhesives with long open time and deformable (Class C2E - S1).	Improved cementitious adhesives, slip resistant and deformable (Class C2FT - S1). ●
<b>INDOOR WALL TILES</b>				
Cementitious plaster or mortar Plaster (plaster or panels, following application of a suitable primer) Painted walls Cast concrete (Following application of primer on gypsum-based joints) Plasterboard Waterproofing in bathrooms and showers Existing ceramic tiles	porcelain tiles	any size	Improved cementitious adhesives resistant to slip and with long open time (Class C2TE).	Improved cementitious adhesives, slip resistant and deformable (Class C2FT - S1). ●
		< 30x30 cm	Improved cementitious adhesives resistant to slip and with long open time (Class C2TE).	Improved cementitious adhesives, slip resistant and deformable (Class C2FT - S1). ●
		≥ 30x30 cm < 60x60 cm	Improved cementitious adhesives resistant to slip and with long open time (Class C2TE).	Improved cementitious adhesives, slip resistant and deformable (Class C2FT - S1). ●
		≥ 60x60 cm	Improved cementitious adhesives resistant to slip with long open time and deformable (Class C2TE - S1).	Improved cementitious adhesives, slip resistant and deformable (Class C2FT - S1). ●
<b>OUTDOOR FLOORS</b>				
Cementitious screeds Concrete floor Layers of waterproofing	porcelain tiles	< 30x30 cm	A Improved cementitious adhesives resistant to slip and with long open time (Class C2TE).	Improved cementitious adhesives, slip resistant and deformable (Class C2FT - S1). ●
		≤ 30x30 cm < 60x60 cm	Improved cementitious adhesives resistant to slip with long open time and deformable (Class C2TE - S1).	Improved cementitious adhesives, slip resistant and deformable (Class C2FT - S1). ●
		≥ 60x60 cm	Improved cementitious adhesives with long open time and highly deformable (Class C2E - S2).	Improved cementitious adhesives with long open time and highly deformable (Class C2FE - S2). ●
<b>OUTDOOR WALLS</b>				
Cementitious plaster Concrete cast in situ or prefabricated	porcelain tiles	< 30x30 cm	Improved cementitious adhesives resistant to slip with long open time and deformable (Class C2TE - S1).	Improved cementitious adhesives, slip resistant and deformable (Class C2FT - S1). ●
		≥ 30x30 cm < 60x60 cm ●	Improved cementitious adhesives resistant to slip with long open time and deformable (Class C2TE - S1).	Improved cementitious adhesives, slip resistant and deformable (Class C2FT - S1). ●
		≥ 60x60 cm ●●	Improved cementitious adhesives with long open time and highly deformable (Class C2E - S2).	Improved and highly deformable cementitious adhesives (Class C2F - S2). ●

● For large size tiles laid at a height of more than three meters, certain international regulations specify that tiles should be laid using a mixed system of adhesive and mechanical fixtures chosen in relation to the weight of the tile, height of the tiling and site conditions.

●● For tiles with a side measuring more than 30 cm laid at heights of more than three meters, certain international regulations specify the use of an additional mechanical anchor that ensures the retention of the tile in case of accidental detachment, to be chosen in relation to the weight of the tile, the height of the tiling and the site conditions.

#### 3. LAYING THE TILES

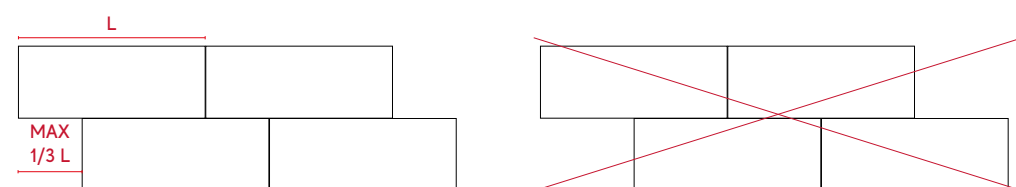
Installation should be performed by qualified personnel using the proper tools. The laying of the material should be checked before the adhesive is dry so that any corrections can be made. In any case, Atlas Concorde does not recommend installation without joints or joints smaller than 2 mm.

When laying tiles with a side longer than 60 cm and in any case for commercial indoor environments or outdoors it is essential to spread the adhesive using double buttering, applying the adhesive in a linear method parallel to the short side both on the substrate and on the back of the tile, thus ensuring perfect adhesion between the tile and substrate. To minimize the unevenness of the tiles both on the floor and on the wall it is recommended to use "easy installation systems" with spacers and levelers.

Spread the adhesive using a suitably toothed spatula.

#### 3A. LAYING RECTANGULAR FORMATS

For straight courses of rectangular formats, the maximum offset between tiles must not exceed 1/3 of the length of the adjacent side.



#### 4. SQUARE OR PERPENDICULAR CUTS

To perform square or perpendicular cuts, it's best to first drill circular holes near the corners of the hole and then connect them with linear cuts, which will relax the tension at the corners of the tile.

#### 5. JOINTS AND GROUTING

Before filling the joints, it is recommended to wait until the adhesive is completely dry and to ensure that the joints are free of all traces of adhesive and/or dust. In any case, Atlas Concorde does not recommend installation without joints or joints smaller than 2 mm. For joints in a color that contrasts with the tiles, it is recommended to test the grout in a small, hidden area. You should follow the instructions provided by leading grout manufacturers.

USE	RECOMMENDED GROUTS - EUROPEAN STANDARDS EN 13888
Residential interiors	Improved cementitious mortars for joints (Class CG2)
Damp interiors (bathrooms, showers) and outdoors	Improved cementitious mortars for joints with low water absorption (CG2 WA)
Commercial premises	Improved cementitious mortars for joints with high resistance to abrasion (Class CG2 A)
Premises requiring total hygiene and resistance to chemical agents (swimming pools, kitchen work surfaces, food industry, hospitals, supermarkets, etc).	Epoxy mortars (Class RG).

#### 5A. ELIMINATION OF EXCESS GROUT

To correctly and easily eliminate excess grout, follow the instructions given by the grout manufacturer. In general, proceed as follows:

##### Cementitious grouts

When the grout becomes opaque (normally after 10-20 minutes), clean with a hard cellulose sponge using movements on a diagonal to the joints. It is important to respect the drying time to avoid removing the grout from the joints.

##### Epoxy grouts

When the mixture is still fresh, wet the surface with plenty of water, emulsifying with a pad like Scotch-Brite®, paying attention not to empty the joints.

The residual grout liquid can be removed with a hard cellulose sponge (to be replaced when excessively soaked with resin).

It is vital to remove epoxy grout rapidly before it starts hardening as it is extremely difficult to remove subsequently. If the epoxy grout has started to harden, try adding 10% alcohol to the washing water.

#### 6. CLEANING AND MAINTENANCE

##### 6A. FINAL SITE CLEANING

The work site is considered finished when it is cleared of any tools/materials used for the job. To reduce the risk of damage to the tiled surface, it is necessary to protect it and avoid the presence of abrasive materials.

After a few days, eliminate residues with a commercial Scotch-Brite® pad, brush or single brush floor cleaner (for large surfaces).

For walls, use a neutral detergent in hot water.

For floors, use a mild acid wash diluted according to the type of surface (smooth or textured). It is important to protect marble or metal inserts previously with adhesive tape.

Rinse with abundant clean water to eliminate all marks or residues from the joints.

If necessary, repeat the acid wash at a higher concentration, unless there are marble or metal inserts. Do not use diluted commercially-available acids.

##### 6B. ROUTINE MAINTENANCE

You are recommended to use ordinary neutral detergent diluted in water.

Avoid using acid or alkaline products, waxes and/or impregnants and metal pads (iron or steel sponges).

In the event of heavy dirt or particularly textured surfaces, use an alkaline detergent and rinse after washing.

For large surfaces, the use of a floor washing machine is recommended.

##### 6C. UNSCHEDULED MAINTENANCE

In the event of dirt resistant to the ordinary cleaning, use a suitable detergent for the particular kind of dirt.

TYPE OF DIRT (resistant to ordinary maintenance)	DETERGENT/SOLVENT
Coal, lime efflorescence, chalk, metal marks, rust, graphite, emulsion paint	Acid detergents*
Coca cola, coffee, wine, beer, ice cream	Alkaline detergents
Resin, silicon or mechanical oils, candle wax, paint	Solvents
Tire marks, sole marks, suction cup marks	Alkaline detergent in an abrasive paste

\* Important: Acid products may corrode marble, granite, natural stone and metal. Avoid using in the presence of decoration or inserts in these materials

The cleaning characteristics of the materials may vary significantly depending on the laying method, conditions of use, type of surface and environment. Generally speaking, the higher the non-slip characteristics of the tiles, the more difficult they are to clean.

The maintenance and cleaning operative should always test each cleaning method empirically in advance (if possible on a piece of the material not laid)

In the case of particularly heavy use (for example, mechanical workshops or environments with a heavy presence of oily residues and tire marks), incorrect laying or inappropriate cleaning, Atlas Concorde declines all responsibility for the effectiveness of cleaning and maintenance operations.

Atlas Concorde cannot, under any circumstances, be held responsible for events, damage or defects caused by incorrect laying, negligent cleaning and maintenance or the use of materials and adhesives inappropriate for the use.





## Suggerimenti per la posa, pulizia e manutenzione

### 1. POSA IN OPERA

Prima di iniziare la posa, si raccomanda di assicurarsi che la superficie di appoggio sia sufficientemente stagionata, planare e ben pulita e che la fornitura di materiale sia adeguata e sufficiente per quantità, tono e calibro.

### 2. SCELTA DELL'ADESIVO

L'utilizzo di un adesivo appropriato è di fondamentale importanza per la posa. Si raccomanda di seguire le indicazioni dei migliori produttori di adesivi per la posa di piastrelle ceramiche. In generale, l'adesivo più adeguato si individua considerando i seguenti fattori:

- tipo di supporto
- tipologia e formato delle piastrelle
- destinazione d'uso del rivestimento ceramico (pavimento/rivestimento; interno/esterno)
- condizioni climatiche all'atto della posa
- tempi a disposizione per la messa in esercizio del rivestimento ceramico

DESTINAZIONE D'USO Tipo di supporto	TIPO DI PIASTRELLE Tipologia	FORMATO (cm)	ADESIVI CONSIGLIATI - Normativa Europea EN 12004	
			Presenza normale	Presenza rapida
<b>PAVIMENTI INTERNI</b>				
Massetti cementizi Pavimento in cemento esistenti (Battuto, bocciardato)	grès porcellanato	< 30x30 cm	Adesivi cementizi migliorati e a tempo aperto allungato (classe C2E).	Adesivi cementizi migliorati resistenti allo scivolamento e deformabili (classe C2FT - S1). ●
Massetti in anidrite (Previa applicazione di opportuno primer)		≥ 30x30 cm < 60x60 cm	Adesivi cementizi migliorati, resistenti allo scivolamento e a tempo aperto allungato (classe C2TE).	Adesivi cementizi migliorati resistenti allo scivolamento e deformabili (classe C2FT - S1). ●
Massetti riscaldanti Pavimenti in ceramica, marmette e pietre naturali esistenti Impermeabilizzazione in bagni		≥ 60x60 cm	Adesivi cementizi migliorati, a tempo aperto allungato e deformabili (classe C2E - S1).	Adesivi cementizi migliorati resistenti allo scivolamento e deformabile (classe C2FT - S1). ●
<b>RIVESTIMENTI INTERNI</b>				
Intonaco cementizio o malta Gesso (Intonaci o pannelli previa applicazionedel opportuno primer)	grès porcellanato	tutti formati	Adesivi cementizi migliorati, resistenti allo scivolamento e a tempo aperto allungato (classe C2TE).	Adesivi cementizi migliorati resistenti allo scivolamento e deformabili (classe C2FT - S1). ●
Calcestruzzo di getto Gesso cartonato (Previa applicazione di primer sulle giunture a base gesso)		< 30x30 cm	Adesivi cementizi migliorati, resistenti allo scivolamento e a tempo aperto allungato (classe C2TE).	Adesivi cementizi migliorati resistenti allo scivolamento e deformabili (classe C2FT - S1). ●
Impermeabilizzazioni in bagni e docce Piastrlle ceramiche esistenti		≥ 30x30 cm < 60x60 cm	Adesivi cementizi migliorati, resistenti allo scivolamento e a tempo aperto allungato (classe C2TE).	Adesivi cementizi migliorati resistenti allo scivolamento e deformabili (classe C2FT - S1). ●
		≥ 60x60 cm	Adesivi cementizi migliorati, resistenti allo scivolamento, a tempo aperto allungato e deformabili (classe C2TE - S1).	Adesivi cementizi migliorati resistenti allo scivolamento e deformabili (classe C2FT - S1). ●
<b>PAVIMENTI ESTERNI</b>				
Massetti cementizi Soletta in calcestruzzo Strati di impermeabilizzazione	grès porcellanato	< 30x30 cm	Adesivi cementizi migliorati, resistenti allo scivolamento e a tempo aperto allungato (classe C2TE).	Adesivi cementizi migliorati resistenti allo scivolamento e deformabili (classe C2FT - S1). ●
		≤ 30x30 cm < 60x60 cm	Adesivi cementizi migliorati, resistenti allo scivolamento, a tempo aperto allungato e deformabili (classe C2TE - S1).	Adesivi cementizi migliorati resistenti allo scivolamento e deformabili (classe C2FT - S1). ●
		≥ 60x60 cm	Adesivi cementizi migliorati, a tempo aperto allungato e altamente deformabili (classe C2E - S2).	Adesivi cementizi migliorati a tempo aperto allungato e altamente deformabile (classe C2FE - S2). ●
<b>RIVESTIMENTI ESTERNI</b>				
Intonaco cementizio Calcestruzzo gettato in opera o prefabbricato	grès porcellanato	< 30x30 cm	Adesivi cementizi migliorati, resistenti allo scivolamento, a tempo aperto allungato e deformabili (classe C2TE - S1).	Adesivi cementizi migliorati resistenti allo scivolamento e deformabili (classe C2FT - S1). ●
		≥ 30x30 cm < 60x60 cm ●●	Adesivi cementizi migliorati, resistenti allo scivolamento, a tempo aperto allungato e deformabili (classe C2TE - S1).	Adesivi cementizi migliorati resistenti allo scivolamento e deformabili (classe C2FT - S1). ●
		≥ 60x60 cm ●●	Adesivi cementizi migliorati, a tempo aperto allungato e altamente deformabili (classe C2E - S2).	Adesivi cementizi migliorati e altamente deformabili (classe C2F - S2). ●

● Nel caso di posa in condizioni di basse temperature oppure qualora sia necessario mettere in esercizio rapidamente il rivestimento ceramico è preferibile l'utilizzo di adesivi cementizi migliorati a presa rapida (Classe C2F - EN 12004).

●● Nel caso di piastrelle con un lato maggiore di 30 cm posate ad altezze superiori ai 3 metri, alcune normative internazionali prevedono l'utilizzo di un ancoraggio meccanico supplementare che assicuri la ritenzione della piastrella in caso accidentale di distacco, da scegliere in relazione al peso della piastrella, all'altezza del rivestimento ed alle condizioni del cantiere.

### 3. STESURA DEGLI ADESIVI E POSA DELLE PIASTRELLE:

La posa deve essere effettuata da personale qualificato con l'ausilio di attrezzi adeguati. È opportuno verificare la posa del materiale prima che il collante sia secco in modo da poter provvedere ad eventuali correzioni.

Atlas Concorde sconsiglia in ogni caso la posa a giunto unito o posa con fughe inferiori a 2mm.

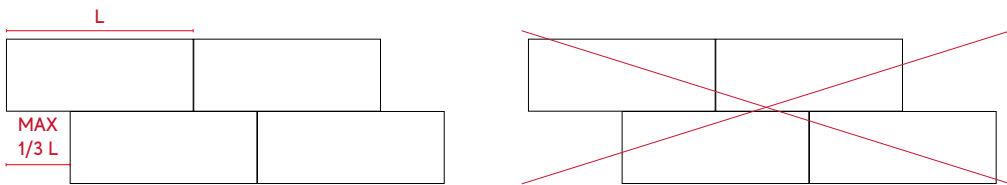
Nel caso di posa di piastrelle con un lato maggiore di 60cm e in ogni caso per ambienti interni commerciali oppure all'esterno è fondamentale stendere l'adesivo con il sistema della doppia spalmatura applicando la colla linearmente in direzione parallela al lato corto sia sul supporto di posa sia sul retro della piastrella, garantendo così la perfetta aderenza all'interfaccia piastrella-supporto.

Per minimizzare i dislivelli della posa sia a pavimento che a rivestimento si raccomanda l'adozione di "sistemi di posa facilitata" con distanziatori e livellatori che possono essere provvisti di pedane anti-sbeccature e anti-graffio nel caso in cui si posino rivestimenti smaltati in pasta bianca e/o gres con finitura lappate.

Nel caso particolare di rivestimenti tridimensionali si consiglia l'utilizzo dei sistemi di livellamento a vite, alternativi a quelli a cuneo.

### 3A. POSA DI FORMATI RETTANGOLARI

Nel caso di posa "a correre" di formati rettangolari il massimo sfalsamento tra piastrelle non deve superare 1/3 della lunghezza del lato adiacente.



### 4. ESECUZIONI DI TAGLI QUADRATI O SQUADRI

Per eseguite tagli quadrati o squadri si consiglia di eseguire inizialmente fori circolari in prossimità dei vertici del taglio e collegarli in un secondo momento attraverso tagli lineari, in questo modo si avrà un rilassamento delle tensioni sui vertici della piastrella tagliata.

### 5. FUGA E STUCCATURA

Prima di riempire le fughe si consiglia di attendere fino a completa asciugatura del collante e di assicurarsi che i giunti di posano siano liberi da ogni traccia di collante e/o polveri. Atlas Concorde sconsiglia in ogni caso la posa a giunto unito o posa con fughe inferiori a 2mm. Per fughe in contrasto cromatico con le piastrelle si consiglia di testare il fugante in un'area circoscritta e nascosta della posa.

Si raccomanda di seguire le indicazioni dei migliori produttori di stucchi per fughe.

DESTINAZIONE D'USO	STUCCHI CONSIGLIATI - Normativa Europea EN 13888
Ambienti interni residenziali	Malte cementizie per fughe migliorate (Classe CG2)
Ambienti umidi interni (bagni, docce) ed ambienti esterni	Malte cementizie per fughe migliorate con assorbimento di acqua ridotto (classe CG2 WA)
Ambienti ad uso commerciale	Malte cementizie per fughe migliorate con elevata resistenza all'abrasione (classe CG2 A)
Ambienti in cui sia richiesta totale igiene e resistenza agli agenti chimici (piscine, piani di lavoro di cucine, industrie alimentari, ospedali, supermercati, ecc..)	Malte epossidiche (classe RG).

### 5A. ELIMINAZIONE DELLO STUCCO IN ECCESSO

Per una corretta ed agevole eliminazione degli eccessi di stucco, si raccomanda di seguire le indicazioni del produttore dello stucco. In generale, si consiglia di attenersi a quanto segue.

#### Stucchi cementizi

Quando lo stucco diventa opaco (normalmente dopo 10-20 minuti), pulire con una spugna di cellulosa dura con movimenti diagonali rispetto alle fughe. E' importante il rispetto di questi tempi per non rischiare di rimuovere lo stucco dalle fughe.

#### Stucchi epossidici

A impasto ancora fresco, bagnare abbondantemente la superficie emulsionando con un tampone tipo Scotch-Brite®, facendo attenzione a non svuotare le fughe. Il residuo liquido di stucco può essere rimosso con una spugna di cellulosa dura (da sostituire se troppo impregnata di resina). E' fondamentale rimuovere lo stucco epossidico tempestivamente prima che inizi ad indurirsi, in quanto la successiva rimozione risulterebbe estremamente difficile. Nel caso in cui lo stucco epossidico abbia già iniziato a indurirsi, provare ad aggiungere all'acqua di lavaggio il 10% di alcool.

### 6 PULIZIA E MANUTENZIONE

#### 6A. PULIZIA DI FINE CANTIERE

Il cantiere è da considerarsi finito quando è sgombro da qualunque utensile/materiale derivante dalle lavorazioni. Per ridurre i rischi di danneggiamento della superficie piastrellata è necessario proteggerla ed evitare la presenza di materiali abrasivi.

Dopo alcuni giorni, eliminare i residui di cantiere con spugna commerciale tipo Scotch-Brite® oppure con spazzolone o monospazzola (per grandi superfici).

Per i rivestimenti, utilizzare un detergente neutro diluito in acqua calda.

Per i pavimenti, utilizzare un detergente acido ad azione tamponata, in percentuale di diluizione variabile in funzione del tipo di superficie (liscia oppure strutturata).

E' importante proteggere preventivamente eventuali inserti in marmo o metallo con nastro adesivo.

Risciacquare poi abbondantemente con acqua calda pulita, sino alla eliminazione di qualsiasi alonatura o residuo negli interstizi.

Se necessario, ripetere il lavaggio acido a concentrazioni più elevate ad eccezione del caso in cui siano presenti inserti in marmo o metallo. Evitare l'utilizzo di acidi da ferramenta diluiti.

#### 6B. MANUTENZIONE ORDINARIA

Si consiglia l'utilizzo di un comune detergente neutro diluito in acqua.

Evitare l'utilizzo di prodotti acidi, alcalini, ceranti e/o impregnanti e pagliette di metallo (spugnette di ferro e acciaio). In caso di sporchi più intensi o di superfici particolarmente strutturate, usare un detergente a base alcalina risciacquando al termine del lavaggio.

Per le grandi superfici è consigliabile l'utilizzo di macchine lavasciuga.

#### 6C. MANUTENZIONE STRAORDINARIA

Nel caso di tracce di sporco resistenti alla pulizia ordinaria, si raccomanda l'utilizzo di un detergente adeguato in funzione del tipo di sporco:

TIPO DI SPORCO (resistente alla manutenzione ordinaria)	DETERGENTE/SOLVENTE
Carbone, efflorescenze calcaree, gesso, segni metallici, ruggine, grafite, tempere murali	Detergenti a base acida *
Coca cola, caffè, vino, birra, gelato	Detergenti a base alcalina
Resine, oli silicnici o meccanici, cere di candela, vernice	Solventi
Pneumatici, suole di gomma, alonature di ventose	Detergenti basici in pasta abrasiva

\* Attenzione: i prodotti a base acida possono corrodere marmo, granito, pietre naturali e metalli, pertanto evitarne l'uso nel caso di decori o inserti realizzati con questi materiali.

Le caratteristiche di pulibilità dei materiali variano in modo significativo per le diverse modalità d'installazione, condizioni d'uso, tipologie di superfici e ambiente. In linea generale, all'aumentare delle caratteristiche di antiscivolosità delle piastrelle aumentano le difficoltà di pulizia.

L'operatore professionale incaricato dell'intervento di manutenzione e pulizia dovrà sempre procedere ad una preliminare verifica empirica (possibilmente su una porzione di materiale non posato) per ogni singolo tipo di intervento.

In caso di condizioni d'uso particolarmente gravose (ad esempio, officine meccaniche o ambienti con forte presenza di residui oleosi e tracce di pneumatico), di errata installazione o di pulizie effettuate in modo inadeguato, Atlas Concorde declina ogni responsabilità in merito all'efficacia delle operazioni di pulizia e manutenzione.

Atlas Concorde non potrà essere ritenuta responsabile per eventi, danni o difetti dovuti ad errata installazione, negligente pulizia e manutenzione, o inadeguata scelta della tipologia dei materiali installati e degli adesivi utilizzati con riguardo alla destinazione.



## Porcelain tiles general packing and weight

Series	Size	Pieces per carton	Sq mts per carton	Box per pallet	Weight x ctn. (Kg.)*	Sq mts per pallet M <sup>2</sup>	Weight x pal. (Kg.)*
Serie	Formato	Pezzi per scatola	M <sup>2</sup> per scatola	Box per pallet	Peso per scatola (Kg.)*	M <sup>2</sup> per pallet	Peso per pallet (Kg.)*
Série	Format	Pièces par boîte	M <sup>2</sup> par boîte	Boîtes per palette	Poids x boîte (Kg.)*	M <sup>2</sup> par palette	Poids x pal. (Kg.)*
Serie	Formato	Stückzahl pro Karton	Qm. pro Karton	Karton pro Palette	Gewicht pro Karton (Kg.)*	Qm. pro Palette	Gewicht pro Palette (Kg.)*
Serie	Formato	Piezas por caja	M <sup>2</sup> por caja	Cajas por palet	Peso por caja (Kg.)*	M <sup>2</sup> por palet	Peso por palet (Kg.)*
Серия	Размер	шт. в коробке	M <sup>2</sup> в коробке	Коробок на палете	шт. вес коробки*	M <sup>2</sup> на палете	вес палета*
<b>Aix</b>	60x90 20 mm	2	1,080	24	48,50	19,44	873,00
<b>Axi</b>	22.5x90	6	1,220	36	25,20	43,74	907,20
	160x320 ▲	1	5,120	14	72,00	71,68	1,008,00
	160x160 ▲	1	2,560	24	36,00	61,44	864,00
	120x278 ▲	1	3,340	18	49,56	60,05	892,08
	120x240 ▲	1	2,880	18	58,00	51,84	1,044,00
	120x120 ▲	2	2,880	20	58,00	57,60	1,160,00
	120x120 6 mm ▲	2	2,880	20	40,32	57,60	806,40
	60x120	2	1,44	35	30,00	50,40	1,050,00
	60x120 6 mm	3	2,16	25	30,78	54	769,5
<b>Boost</b>	75x150	2	2,25	18	47,36	40,50	852,48
	75x75	2	1,130	42	23,68	47,25	994,56
	60x60	3	1,080	40	21,57	43,20	862,80
	30x60	7	1,260	40	24,85	50,40	994,00
	120x240 20 mm ▲	1	2,880	9	134,00	25,92	1,206,00
	120x120 20 mm ▲	1	1,440	20	67,66	28,80	1,353,20
	60x120 20 mm	1	0,720	35	33,35	25,20	1,167,25
	90x90 20 mm	1	0,810	18	37,60	14,58	676,80
	60x60 20 mm	2	0,720	30	33,00	21,60	990,00
	160x320 ▲	1	5,120	14	72,00	71,68	1,008,00
	120x278 ▲	1	3,340	18	49,56	60,05	892,08
	120x120 ▲	2	2,880	20	58,00	57,60	1,160,00
	60x120	2	1,44	35	30,00	50,40	1,050,00
	75x75	2	1,130	42	23,68	47,25	994,56
<b>Boost Balance</b>	60x60	3	1,080	40	21,57	43,20	862,80
	30x60	7	1,260	40	24,85	50,40	994,00
	120x120 20 mm ▲	1	1,440	20	67,66	28,80	1,353,20
	60x120 20 mm	1	0,720	35	33,35	25,20	1,167,25
	60x60 20 mm	2	0,720	30	33,00	21,60	990,00
<b>Boost Color</b>	120x278 ▲	1	3,340	18	49,56	60,05	892,08
	120x278 ▲	1	3,340	18	49,56	60,05	892,08
	120x240 ▲	1	2,880	18	58,00	51,84	1,044,00
	120x120 ▲	2	2,880	20	58,00	57,60	1,160,00
	75x150	2	2,25	18	47,36	40,50	852,48
	60x120	2	1,44	35	30,00	50,40	1,050,00
	60x120 6 mm	3	2,16	25	30,78	54	769,5
<b>Boost Mineral</b>	75x75	2	1,130	42	23,68	47,25	994,56
	60x60	3	1,080	40	21,57	43,20	862,80
	30x60	7	1,260	40	24,85	50,40	994,00
	120x240 20 mm ▲	1	2,880	9	134,00	25,92	1,206,00
	120x120 20 mm ▲	1	1,440	20	67,66	28,80	1,353,20
	60x120 20 mm	1	0,720	35	33,35	25,20	1,167,25
	90x90 20 mm	1	0,810	18	37,60	14,58	676,80
	60x60 20 mm	2	0,720	30	33,00	21,60	990,00
	120x278 ▲	1	3,34	18	49,56	60,05	892,08
	120x120 ▲	2	2,880	20	58,00	57,60	1,160,00
	60x120	2	1,44	35	30,00	50,40	1,050,00
	60x60	3	1,080	40	21,57	43,20	862,80
	30x60	7	1,26	40	24,85	50,40	994,00
	120x120 20 mm	1	1,44	20	67,66	28,80	1,353,20
	60x120 20 mm	1	0,72	35	33,35	25,20	1,167,25
	60x60 20 mm	2	0,72	30	33,00	21,60	990,00
<b>Boost Mix</b>	120x278 ▲	1	3,34	18	49,56	60,05	892,08
	120x120 ▲	2	2,880	20	58,00	57,60	1,160,00
	60x120	2	1,44	35	30,00	50,40	1,050,00
	60x60	3	1,080	40	21,57	43,20	862,80
	30x60	7	1,26	40	24,85	50,40	994,00
	120x120 20 mm	1	1,44	20	67,66	28,80	1,353,20
	60x120 20 mm	1	0,72	35	33,35	25,20	1,167,25
	60x60 20 mm	2	0,72	30	33,00	21,60	990,00
<b>Boost Natural</b>	120x278 ▲	1	3,34	18	49,56	60,05	892,08
	120x120 ▲	2	2,88	20	58,00	57,60	1,160,00
	60x120	2	1,44	35	30,00	50,40	1,050,00
	60x60	3	1,08	40	21,57	43,20	862,80
	30x60	7	1,26	40	24,85	50,40	994,00
	120x120 20 mm ▲	1	1,44	20	67,66	28,80	1,353,20
	60x60 20 mm	2	0,72	30	33,00	21,60	990,00
	160x320 ▲	1	5,120	14	72,00	71,68	1,008,00
	160x160 ▲	1	2,560	24	36,00	61,44	864,00
	120x278 ▲	1	3,340	18	49,56	60,05	892,08
	120x240 ▲	1	2,880	18	58,00	51,84	1,044,00
	120x120 ▲	2	2,880	20	58,00	57,60	1,160,00
	120x120 6 mm	2	2,880	20	40,32	57,60	806,40
	60x120	2	1,440	35	30,00	50,40	1,050,00
	60x120 6 mm	3	2,16	25	30,78	54	769,5
<b>Boost Pro</b>	75x150	2	2,25	18	47,36	40,50	852,48
	75x75	2	1,130	42	23,68	47,25	994,56
	60x60	3	1,080	40	21,57	43,20	862,80
	30x60	7	1,260	40	24,85	50,40	994,00
	120x120 20 mm ▲	1	1,440	20	67,66	28,80	1,353,20
	60x120 20 mm	1	0,720	35	33,35	25,20	1,167,25
	90x90 20 mm	1	0,810	18	37,60	14,58	676,80
	60x60 20 mm	2	0,720	30	33,00	21,60	990,00

\* +/- 10% The reported values do not include the weight of pallets. - I valori riportati non comprendono il peso dei pallet. - +/- 10% Les valeurs indiquées ne comprennent pas le poids des palettes. - +/- 10% - Die genannten Werte verstehen sich ohne das Gewicht der Paletten. - +/- 10% Los valores indicados no incluyen el peso de los palets. - +/- 10% Указанные значения не включают вес поддонов.

▲ Packaging on pallets, also available on a-frames (see page 426) - Imballo su pallet, disponibile anche imballo su cavalletto a pag. 426 - Emballage sur palette, emballage sur chevalet également disponible page 426 - Verpackung auf Palette, auch auf Bock erhältlich - Seite 426 - Embalaje paletizado, también disponible en embalaje sobre caballetes en la página 426 - Упаковка на поддоны, возможна также упаковка на специальных подставках-стойках - стр. 426

January 2024

Reported data can be subject to variations throughout the year, present values are updated on the date of catalogue printing.

I dati riportati possono subire delle variazioni nel corso dell'anno, i valori sono aggiornati al mese di stampa.

Series	Size	Pieces per carton	Sq mts per carton	Box per pallet	Weight x ctn. (Kg.)*	Sq mts per pallet	Weight x pal. (Kg.)*
Serie	Formato	Pezzi per scatola	M <sup>2</sup> per scatola	Box per pallet	Peso per scatola (Kg.)*	M <sup>2</sup> per pallet	Peso per pallet (Kg.)*
Série	Format	Pièces par boîte	M <sup>2</sup> par boîte	Boîtes per palette	Poids x boîte (Kg.)*	M <sup>2</sup> par palette	Poids x pal. (Kg.)*
Serie	Formato	Stückzahl pro Karton	Qm. pro Karton	Karton pro Palette	Gewicht pro Karton (Kg.)*	Qm. pro Palette	Gewicht pro Palette (Kg.)*
Serie	Formato	Piezas por caja	M <sup>2</sup> por caja	Cajas por palet	Peso por caja (Kg.)*	M <sup>2</sup> por palet	Peso por palet (Kg.)*
Серия	Размер	шт. в коробке	M <sup>2</sup> в коробке	Коробок на палете	шт. вес коробки*	M <sup>2</sup> на палете	вес палета*
<b>Boost Stone</b>	120x278 ▲	1	3,34	18	49,56	60,05	892,08
	120x120 ▲	2	2,88	20	58,00	57,60	1,160,00
	60x120	2	1,44	35	30,00	50,40	1,050,00
	60x120 6 mm	3	2,16	25	30,78	54	769,5
	60x60	3	1,08	40	21,57	43,20	862,80
	30x60	7	1,26	40	24,85	50,40	994,00
	120x120 20 mm ▲	1	1,44	20	67,66	28,80	1,353,20
	60x120 20 mm	1	0,72	35	33,35	25,20	1,167,25
	60x60 20 mm	2	0,72	30	33,00	21,60	990,00
	75x150	2	2,250	18	47,36	40,50	852,48
	75x75	2	1,130	42	23,68	47,25	994,56
	45x90	3	1,220	36	24,50	43,74	882,00
<b>Brave</b>	60x60	3	1,080	40	21,23	43,20	849,20
	30x60	7	1,260	40	23,27	50,40	930,80
	30x60 grip	7	1,260	40	24,85	50,40	994,00
	60x120 20 mm	1	0,720	35	33,35	25,20	1,167,25
	60x60 20 mm	2	0,720	30	33,00	21,60	990,00
<b>Entice</b>	18,5x150	4	1,110	40	23,68	44,40	947,20
	20x120	6	1,440	42	29,90	60,48	1,255,80
	30x120 20 mm	2	0,720	36	25,92	33,75	1,188,00
<b>Etic</b>	22,5x90	6	1,220	36	25,20	43,74	907,20
<b>Etic Pro</b>	25x150	3	1,130	30	23,68	33,75	710,00
	22,5x90	6	1,220	36	25,20	43,74	907,20
	30x120 20mm	2	0,720	36	33,00	25,92	1,188,00
<b>Exence</b>	18,5x150	4	1,110	40	23,68	44,40	947,20
	20x120	6	1,440	42	29,90	46,08	956,80
	30x120 20mm	2	0,720	36	25,92	33,75	1,188,00
<b>Heartwood</b>	18,5x150	4	1,110	40	23,68	44,40	947,20
	20x120	6	1,440	42	31,10	60,48	1,306,20
	75x150	2	2,25	18	47,36	40,50	852,48
<b>Klif</b>	75x75	2	1,130	42	23,68	47,25	994,56
	37,5x75	4	1,130	48	23,68	54,00	1,136,64
<b>Kone</b>	75x150	2	2,250	18	47,36	40,50	852,48
	75x75	2	1,130	42	23,68	47,25	994,56
	60x60	3	1,080	40	20,61	43,20	824,40
	30x60	7	1,260	40	24,85	50,40	994,00
	120x278 ▲	1	3,340	18	49,56	60,05	892,08
	120x120 ▲	2	2,880	20	58,00	57,60	1,160,00
	75x150	2	2,250	18	47,36	40,50	852,48
<b>Lims</b>	75x75	2	1,130	42	23,68	47,25	1,050,00
	37,5x75	4	1,130	48	25,00	54,00	1,200,00
	60x120 20 mm	1	0,720	35	33,35	25,20	1,167,25
	60x60 20 mm	2	0,720	30	33,00	21,60	990,00
	160x320 ▲	1	5,120	14	72,00	71,68	1,008,00
	160x160 ▲	1	2,560	24	36,00	61,44	864,00
	120x278 ▲	1	3,334	18	49,56	60,05	892,08
	120x240 ▲	1	2,880	18	58,00	51,84	1,044,00
	120x120 ▲	2	2,880	20	58,00	57,60	1,160,00
	60x120	2	1,440	35	30,00	50,40	1,050,00
	60x120	2	1,440	35	30,00	50,40	1,050,00
	75x150	2	2,25	18	47,36	40,50	852,48
	75x75	2	1,130	42	23,68	47,25	994,56
	60x60	3	1,080	40	21,23	43,20	849,20
	30x60	7	1,260	40	24,85	50,40	994,00
	120x278						



## Porcelain tiles general packing and weight

Series Serie Série Serie Серия	Size Formato Format Format Formato Размер	Pieces per carton Pezzi per scatola Pièces par boîte Stückzahl pro Karton Piezas por caja шт. в коробке	Sq mts per carton M <sup>2</sup> per scatola M <sup>2</sup> par boîte Om. pro Karton M <sup>2</sup> por caja M <sup>2</sup> в коробке	Box per pallet Box per pallet Boîtes per palette Karton pro Palette Cajas por pallet Коробок на палете	Weight x ctn. (Kg.) <sup>*</sup> Peso per scatola (Kg.) <sup>*</sup> Poids x boîte (Kg.) <sup>*</sup> Gewicht pro Karton (Kg.) <sup>*</sup> Peso por caja (Kg.) <sup>*</sup> шт. вес коробки <sup>*</sup>	Sq mts per pallet M <sup>2</sup> M <sup>2</sup> par palette Om. pro Palette M <sup>2</sup> por pallet M <sup>2</sup> на палете	Weight x pal. (Kg.) <sup>*</sup> Peso per pallet (Kg.) <sup>*</sup> Poids x pal. (Kg.) <sup>*</sup> Gewicht pro Palette (Kg.) <sup>*</sup> Peso por pallet (Kg.) <sup>*</sup> вес мalleta <sup>*</sup>
Marvel Pro	160x320 ▲	1	5,120	14	72,00	71,68	1.008,00
	160x160 ▲	1	2,560	24	36,00	61,44	864,00
	120x278 ▲	1	3,340	18	49,56	60,05	892,08
	120x240 ▲	1	2,880	18	58,00	51,84	1.044,00
	120x120 ▲	2	2,880	20	58,00	57,60	1.160,00
	60x120	2	1,440	35	30,00	50,40	1.050,00
	75x150	2	2,25	18	47,36	40,50	852,48
	75x75	2	1,130	42	23,68	47,25	994,56
	60x60	3	1,080	40	21,23	43,20	849,20
	30x60	7	1,260	40	24,85	50,40	994,00
Marvel Shine	160x320 ▲	1	5,120	14	72,00	71,68	1.008,00
	160x160 ▲	1	2,560	24	36,00	61,44	864,00
	120x278 ▲	1	3,340	18	49,56	60,05	892,08
	120x240 ▲	1	2,880	18	58,00	51,84	1.044,00
	120x120 lapp ▲	2	2,880	20	57,00	57,60	1.140,00
	120x120 matte ▲	2	2,880	20	55,50	57,60	1.110,00
	60x120	2	1,440	35	30,00	50,40	1.050,00
	75x150	2	2,250	18	47,36	40,30	852,48
	75x75	2	1,130	42	23,68	47,25	994,56
	37,5x75	4	1,130	48	23,68	54,00	1.136,64
Marvel Stone	160x320 ▲	1	5,120	14	72,00	71,68	1.008,00
	160x160 ▲	1	2,560	24	36,00	61,44	864,00
	120x278 ▲	1	3,340	18	49,56	60,05	892,08
	120x240 ▲	1	2,880	18	58,00	51,84	1.044,00
	120x120 ▲	2	2,880	20	58,00	57,60	1.160,00
	60x120	2	1,440	35	30,00	50,40	1.050,00
	75x150	2	2,250	18	47,36	40,50	852,48
	75x75	2	1,130	42	23,68	47,25	994,56
	60x60	3	1,080	40	21,23	43,20	849,20
	30x60	7	1,260	40	24,85	50,40	994,00
Marvel Travertine	120x278 ▲	1	3,340	18	49,56	60,05	892,08
	120x240 ▲	1	2,880	18	58,00	51,84	1.044,00
	120x120 ▲	2	2,880	20	58,00	57,60	1.160,00
	60x120	2	1,440	35	30,00	50,40	1.050,00
	60x120 6 mm	3	2,16	25	30,78	54	769,5
	60x60	3	1,080	40	21,23	43,20	849,20
	60x120 20 mm	1	0,720	35	33,35	25,20	1.167,25
	120x278 ▲	1	3,340	18	49,56	60,05	892,08
	120x240 ▲	1	2,880	18	58,00	51,84	1.044,00
	120x120 ▲	2	2,880	20	58,00	57,60	1.160,00
Marvel X	75x150	2	1,440	35	30,00	50,40	1.050,00
	75x75	2	1,130	42	23,68	47,25	994,56
	60x120	2	1,440	35	30,00	50,40	1.050,00
	60x120 6 mm	3	2,16	25	30,78	54	769,5
	60x60	3	1,080	40	21,23	43,20	849,20
	30x60	7	1,260	40	24,85	50,40	994,00
	60x120 20mm	1	0,720	35	33,35	25,20	1.167,25
	120x278 ▲	1	3,340	18	49,56	60,05	892,08
	120x240 ▲	2	2,880	20	58,00	57,60	1.160,00
	60x120	2	1,440	35	30,00	50,40	1.050,00
Nid	60x60	3	1,080	40	21,23	43,20	849,20
	30x60	7	1,260	40	24,85	50,40	994,00
	60x120 20 mm	1	0,720	35	33,35	25,20	1.167,25
	60x90 20 mm	2	1,080	18	48,50	19,44	873,00
	80x80 20 mm	1	0,64	42	29,70	26,88	1.247,40
	60x60 20 mm	2	0,72	30	33,00	21,60	990,00
	120x278 ▲	1	3,340	18	49,56	60,05	892,08
	120x120 ▲	2	2,880	20	58,00	57,60	1.160,00
	60x120	2	1,440	35	30,00	50,40	1.050,00
	60x60	3	1,080	40	21,57	43,20	862,80
Prism	30x60	7	1,260	40	24,85	50,40	994,00
	120x120 20 mm ▲	1	1,440	20	67,66	28,80	1.353,20
	80x80 20 mm ▲	1	0,64	42	29,70	26,88	1.247,40
	60x60	3	1,080	40	21,23	43,20	800,40
	30x60	7	1,260	40	24,85	50,40	994,00
	60x120 20 mm	1	0,720	35	33,35	25,20	1.167,25
	60x60 20 mm	2	0,720	30	33,00	21,60	990,00
	20x20	30	1,200	56	23,90	67,20	849,20

## Wall tiles general packing and weight

Series Serie Série Serie Серия	Size Formato Format Format Formato Размер	Pieces per carton Pezzi per scatola Pièces par boîte Stückzahl pro Karton Piezas por caja шт. в коробке	Sq mts per carton M <sup>2</sup> per scatola M <sup>2</sup> par boîte Om. pro Karton M <sup>2</sup> por caja M <sup>2</sup> в коробке	Box per pallet Box per pallet Boîtes per palette Karton pro Palette Cajas por pallet Коробок на палете	Weight x ctn. (Kg.) <sup>*</sup> Peso per scatola (Kg.) <sup>*</sup> Poids x boîte (Kg.) <sup>*</sup> Gewicht pro Karton (Kg.) <sup>*</sup> Peso por caja (Kg.) <sup>*</sup> шт. вес коробки <sup>*</sup>	Sq mts per pallet M <sup>2</sup> M <sup>2</sup> par palette Om. pro Palette M <sup>2</sup> por pallet M <sup>2</sup> на палете	Weight x pal. (Kg.) <sup>*</sup> Peso per pallet (Kg.) <sup>*</sup> Poids x pal. (Kg.) <sup>*</sup> Gewicht pro Palette (Kg.) <sup>*</sup> Peso por pallet (Kg.) <sup>*</sup> вес мalleta <sup>*</sup>
3d Wall Carve	40x80	4	1,280	54	20,28	69,12	1.095,12
	50x120 matte	3	1,80	35	28,00	63,00	980,00
	50x120 shiny	3	1,80	35	28,00	63,00	980,00
	50x120 matte	3	1,80	30	30,75	54,00	922,50
	40x80 matte	4	1,28	54	19,91	69,12	1.075,14
3d Wall Design	40x80 shiny	4	1,28	54	18,80	69,12	1.015,20
	40x80 matte	4	1,28	48	20,06	61,44	962,88
	40x80 shiny	4	1,28	48	21,20	61,44	1.017,60
	30,5x56 matte	9	1,54	32	22,68	49,19	725,76
	30,5x56 matte	8	1,37	32	26,00	43,72	832,00
Aix Wall	40x80	4	1,280	54	19,00	69,12	1.026,00
	3D Row 40x80	4	1,280	48	21,20	61,44	1.017,60
Aplomb	50x120	3	1,800	35	28,00	63,00	980,00
Arty Wall	40x80	4	1,280	54	20,57	69,12	1.110,78
	3D Wwave 40x80	4	1,280	48	21,20	61,44	1.017,60
Blaze Wall	50x120	3	1,800	35	28,00	63,00	980,00
Boost Wall	40x80	4	1,280	54	18,80	69,12	1.015,20
	3D Urban 40x80	4	1,280	48	21,20	61,44	1.017,60
Boost Natural Wall	50x120	3	1,800	35	28,00	63,00	980,00
	40x80	4	1,280	54	18,80	69,12	1.015,20
Boost Pro Wall	3D Urban 40x80	4	1,280	48	21,20	61,44	1.017,60
	40x80	4	1,280	54	19,28	69,12	1.041,12
Brave Wall	3D Wwave 40x80	4	1,280	48	21,20	61,44	1.017,60
	3D Blade 40x80	4	1,280	48	21,20	61,44	1.017,60
Lims Wall	40x80	4	1,280	54	19,00	69,12	1.026,00
	50x120	3	1,800	35	28,00	63,00	980,00
Marvel Wall	30,5x91,5	5	1,400	42	22,50	58,59	945,00
	40x80	4	1,280	54	20,28	69,12	1.095,12
	30,5x56	9	1,540	32	24,03	49,19	768,96
	8x31,5	20	0,500	84	8,10	42,34	680,40
Marvel Dream Wall	50x120	3	1,800	35	28,00	63,00	980,00
	40x80	4	1,280	54	19,00	69,12	1.026,00
Marvel Edge Wall	50x120	3	1,800	35	28,00	63,00	980,00
	40x80	4	1,280	54	19,00	69,12	1.026,00
Marvel Pro Wall	30,5x91,5	5	1,400	42	21,55	58,59	905,10
	40x80	4	1,280	54	19,94	69,12	1.076,76
	8x31,5	20	0,500	84	8,10	42,34	680,40
Marvel Shine Wall	50x120	3	1,800	35	28,00	63,00	980,00
	40x80	4	1,280	54	19,00	69,12	1.026,00
Marvel Stone Wall	50x120	3	1,800	35	28,00	63,00	980,00
	40x80	4	1,280	54	19,00	69,12	1.026,00
Prism Wall	8x31,5	20	0,500	84	8,10	42,34	680,40
	50x120	3	1,800	35	28,00	63,00	980,00

\* +/- 10% The reported values do not include the weight of pallets. - I valori riportati non comprendono il peso dei pallet. - +/- 10% Les valeurs indiquées ne comprennent pas le poids des palettes. - +/- 10% Die genannten Werte verstehen sich ohne das Gewicht der Paletten. - +/- 10% Los valores indicados no incluyen el peso de los palets. - +/- 10% Указанные значения не включают вес поддонов.

▲ Packaging on pallets, also available on a-frames(see page 426) - Imballo su pallet, disponibile anche imballo su cavalletto a pag. 426 - Emballage sur palette, emballage sur chevalet également disponible page 426 - Verpackung auf Palette, auch auf Bock erhältlich - Seite 426 - Embalaje paletizado, también disponible en embalaje sobre caballetes en la página 426 - Упаковка на поддонах, возможна также упаковка на специальных подставках-стойках - стр. 426

January 2024  
Reported data can be subject to variations throughout the year, present values are updated on the date of catalogue printing.  
I dati riportati possono subire delle variazioni nel corso dell'anno, i valori sono aggiornati al mese di stampa.



## Large sizes general packing and weight

120x120 - 47 1/4" x 47 1/4" 120x240 - 47 1/4" x 94 1/2" 20x278 47 1/4" x 109 1/2" 160x160 - 63" x 63" 160x320 - 63" x 126" 162x324 - 63 1/4" x 127 1/2"

Packaging Imballo Boilage Verpackung Embalaje Упаковка	AS400 Code Codice AS400 Code AS400 Artikelcode AS 400 Código AS400 Код AS400	Packaging Size Dimensioni imballo Dimension Emballage Verpackungsmasse Dimensiones de Embalaje Размер Упаковки (cm)	Packaging weight Peso imballo Poids Emballage Verpackungsgewicht Peso Embalaje Вес Упаковки (kg)	Slabs size Formati Formats Formatgrösse Formatos Размер Плит (cm)	Max N° slabs Max N° pezzi N° Max de pièces Max N ° piezas Максимальное Количество Плит	Max Sqm Max Mq M² max Maximale qm Max M² Макс. M²	
120x120	Pallet Palette Palette Paleta Паллет	-	-	120x120x0,9 cm	40	57,60 mq	
				120x120x2,0 cm	20	28,8 mq	
120x240	Wooden A-Frame Cavalletto di legno Chevalet en Bois A-Bock Holz Caballete de Madera Деревянная А-Опора	IMCD	130x75x158(h) cm	60 kg	120x120x0,9 cm	40	57,60 mq
					120x120x2,0 cm	20	28,8 mq
120x240	Wooden Crate Cassa di Legno Caisse en Bois Holzbox Caja de Madera Деревянный Ящик	IMCA	256x141x36(h) cm	102kg	120x240x0,9 cm	18	51,84 mq
					120x240x2,0 cm	9	25,92 mq
120x240	Wooden A-Frame Cavalletto di Legno Chevalet en Bois A-Bock Holz Caballete de Madera Деревянная А-Опора	IMCE	250x75x159(h) cm	126kg	120x240x0,9 cm	36	103,6 mq
					120x240x2,0 cm	18	51,84 mq
120x278	Wooden Crate Cassa di Legno Caisse en Bois Holzbox Caja de Madera Деревянный Ящик	IMCB	292x141x36(h) cm	108kg	120x278x0,6 cm	18	60,05 mq
					120x278x0,6 cm	42	140,11 mq
120x278	Wooden A-Frame Cavalletto di Legno Chevalet en Bois A-Bock Holz Caballete de Madera Деревянная А-Опора	IMCF	290x75x159(h) cm	136kg	120x278x0,6 cm	42	140,11 mq
					120x278x0,6 cm	5	16,68 mq
160x160	Wooden Crate Kit Endless * (only for kit Endless) Cassa di Legno Kit Endless * (solo per kit Endless) Caisse en Bois Kit Endless * (que pour le Kit Endless) Holzbox Kit Endless * (nur für Endless Kit) Caja de Madera Kit Endless * (solo para el kit Endless) Деревянный Ящик для Kit Endless * (только для Kit Endless)	A6NZ	296x141x25(h) cm	65kg	120x278x0,6 cm	5	16,68 mq
					120x278x0,6 cm	24	61,44 mq
160x160	Wooden A-Frame Cavalletto di Legno Chevalet en Bois A-Bock Holz Caballete de Madera Деревянная А-Опора	AØ5L	183x174x41(h) cm	91kg	160x160x0,6 cm	24	61,44 mq
					160x160x0,6 cm	48	122,88 mq
160x320 RT 162x324 159x324	Wooden A-Frame Cavalletto di legno Chevalet en Bois A-Bock Holz Caballete de Madera Деревянная А-Опора	IMCC	344x175x37(h) cm	139kg	160x320x0,6 cm	14	71,68 mq
					162x324x0,6 cm	14	73,48 mq
160x320 RT 162x324 159x324	Wooden A-Frame Cavalletto di legno Chevalet en Bois A-Bock Holz Caballete de Madera Деревянная А-Опора	IMCG	330x75x195(h) cm	173kg	162x324x1,2 cm	8	40,96 mq
					162x324x2,0 cm	4	20,99 mq
160x320 RT 162x324 159x324	Iron A-Frame Cavalletto di ferro Chevalet en Fer A-Bock Metall Caballete de Hierro Металлическая Опора	IMCH	330x75x195(h) cm	176kg	159x324x2,0 cm	4	20,60 mq
					160x320x0,6 cm	42	215,04 mq
162x324 159x324	Bundles Only from Verona warehouse	TRAP	-	30-40kg	162x324x0,6 cm	42	220,45 mq
					162x324x1,2 cm	22	112,64 mq
162x324 159x324	Bundles Only from Verona warehouse	TRAP	-	30-40kg	162x324x2,0 cm	12	62,99 mq
					159x324x2,0 cm	12	61,82 mq
162x324 159x324	Bundles Only from Verona warehouse	TRAP	-	30-40kg	160x320x0,6 cm	-	-
					162x324x0,6 cm	-	-
162x324 159x324	Bundles Only from Verona warehouse	TRAP	-	30-40kg	162x324x1,2 cm	18	94,50 mq
					162x324x2,0 cm	12	63,00 mq
162x324 159x324	Bundles Only from Verona warehouse	TRAP	-	30-40kg	159x324x2,0 cm	12	61,82 mq
					162x324x2,0 cm	12	63,00 mq

\* "Leggera" Crate - Cassa "Leggera" - Caisse "Leggera" - Holzkiste "Leggera" - Cajones "Leggera" - Легкий Ящик

20' Container - Container 20 Piedi - - Conteneur 20' - Contenedor de 20 Pies - 20' Контейнер 5,90x2,32x2,35(h) m	
Full 120x240 cm	nr. 11 crates - casse - caisses - Anzahl Holzboxen - cajas - количество ящиков 120x240 cm + 2 A-Frames - cavalletti - chevalets - Anzahl A-Böcke - caballetes - количество опор 120x240 cm
Full 120x120	nr. 12 crates - casse - caisses - Anzahl Holzboxen - cajas - количество ящиков 120x120x0,9 cm + 5 A-Frames - cavalletti - chevalets - Anzahl A-Böcke - caballetes - количество опор 120x120x0,9 cm
Full 120x278 cm	nr. 6 A-Frames - cavalletti - chevalets - Anzahl A-Böcke - caballetes - количество опор 120x278 cm
Full 120x278 cm	nr. 11 crates - casse - caisses - Anzahl Holzboxen - cajas - количество ящиков 120x278 cm + 2 A-Frames - cavalletti - chevalets - Anzahl A-Böcke - caballetes - количество опор 120x278 cm
Full 160x320 cm	nr. 5 crates - casse - caisses - Anzahl Holzboxen - cajas - количество ящиков 160x320 cm (+ 4 spaces - spazi - places - Leerzeichen - espacios - пробелов 80x120 cm)
Full 160x320 cm	nr. 3 A-Frames - cavalletti - chevalets - Anzahl A-Böcke - caballetes - количество опор 160x320 cm (+ 4 spaces - spazi - places - Leerzeichen - espacios - пробелов 80x120 cm)
Full 160x160 cm	nr. 15 crates - casse - crates - crates - crates - crates 160x160 cm
Full 160x160 cm	nr. 9 A-Frames - cavalletti - chevalets - Anzahl A-Böcke - caballetes - количество опор 160x160 cm

40' Container - Container 40 piedi - Conteneur 40' - Contenedor de 40 Pies - 40' Контейнер 11,90x2,32x2,35(h) m	
Full 120x240 cm	nr. 12 A-Frames - cavalletti - chevalets - Anzahl A-Böcke - caballetes - количество опор 120x240 cm
Full 120x240 cm	nr. 21 crates - casse - caisses - Anzahl Holzboxen - cajas - количество ящиков 120x240 cm + 4 A-Frames - cavalletti - chevalets - Anzahl A-Böcke - caballetes - количество опор 120x240 cm
Full 120x120 cm	nr. 24 crates - casse - caisses - Anzahl Holzboxen - cajas - количество ящиков 1200x1200 cm
Full 120x278 cm	nr. 12 A-Frames - cavalletti - chevalets - Anzahl A-Böcke - caballetes - количество опор 120x278 cm
Full 120x278 cm	nr. 21 crates - casse - caisses - Anzahl Holzboxen - cajas - количество ящиков 120x278 + 4 A-Frames - cavalletti - chevalets - Anzahl A-Böcke - caballetes - количество опор 120x278 cm
Full 160x320 cm	nr. 15 crates - casse - caisses - Anzahl Holzboxen - cajas - количество ящиков 160x320 cm
Full 160x320 cm	nr. 9 A-Frames - cavalletti - chevalets - Anzahl A-Böcke - caballetes - количество опор 160x320 cm
Full 160x160 cm	nr. 27 crates - casse - caisses - Anzahl Holzboxen - cajas - количество ящиков 160x160 cm
Full 160x160 cm	nr. 14 A-Frames type 2 - cavalletti - A-Frames - chevalets - Anzahl A-Böcke - caballetes - количество опор 60x160 cm

Truck, maximum loadable weight - Camion, peso massimo caricabile Camion, poids maximum chargeable - LKW maximal ladbares Gewicht - Camión, peso máximo cargable - Грузовик, максимальная загрузка		30 Ton.
Full 120x240 cm	nr. 25 crates - casse - caisses - Anzahl Holzboxen - cajas - количество ящиков 120x240 cm	
Full 120x120 cm	nr. 24 crates - casse - caisses - Anzahl Holzboxen - cajas - количество ящиков 120x120 cm	
Full 120x278 cm	nr. 20 crates - casse - caisses - Anzahl Holzboxen - cajas - количество ящиков 120x278 cm	
Full 160x320 cm	nr. 18 crates - casse - caisses - Anzahl Holzboxen - cajas - количество ящиков 160x320 cm	
Full 160x320 cm	nr. 9 A-Frames - cavalletti - chevalets - Anzahl A-Böcke - caballetes - количество опор 160x320 cm	
Full 160x160 cm	nr. 27 crates - casse - caisses - Anzahl Holzboxen - cajas - количество ящиков 160x160 cm	
Full 160x160 cm	nr. 16 A-Frames - cavalletti - chevalets - Anzahl A-Böcke - caballetes - количество опор 1600x1600	

The quantities loaded must take into account the weight (in order not to exceed the maximum weight limits) - IL CALCOLO DEVE TENERE CONTO DEL PESO (IN MODO DA NON ECCEDERE I LIMITI DI PORTATA). - Le calcul doit prendre en compte le poids (afin de ne pas dépasser les limites). Die Verpackungsanzahl muss für das Gesamtgewicht berücksichtigt werden. El cálculo debe tener en cuenta el peso (para no exceder los límites de capacidad). Необходимо учитывать общий вес (во избежание его превышения).



## General sales conditions

### A.- CONTRACT COMPLETION

**A.1.** These general sales conditions govern every sales contract between the Seller and the Buyer and any amendment or exception thereof shall be agreed in writing.

**A.2.** Any offers, credits and/or rebates granted by agents or other intermediaries, shall not be considered valid if they are not confirmed in writing by the Seller.

**A.3.-** The Buyer shall send the written orders to the Seller, directly or through the agents, and the orders shall include the codes of the required products, quantity, price and destination. The order sent by the Buyer is irrevocable.

**A.4.** The sale shall be deemed completed when: (i) the Buyer receives a written confirmation from the Seller, via e-mail, fax or other electronic means, that complies with the terms and conditions of the order; or (ii) if the confirmation sent by the Seller contains conditions that differ from the order sent by the Buyer, when the latter accepts it in writing or in any case does not object within 7 (seven) days from reception; or (iii) if the Seller does not provide a written confirmation, when the products are delivered and loaded by the Buyer.

**A.5.** The Buyer shares the need to restrict the sales of Atlas Concorde products to the national territory. The Seller deems this rule necessary in order to coordinate its sales policy, streamline its distribution network and provide offers that are suited to the needs of the single countries. The Buyer acknowledges that this rule is also in its best interest.

The Buyer therefore undertakes to market the products supplied by Ceramiche Atlas Concorde SpA exclusively in its country of residence, refraining from promoting active sales, even online, with customers located in the territory of a country different from its own. As regards triangular operations, this undertaking applies to the country in which the buyer actually operates. The Buyer may resell the product outside its territory only with written authorisation from the Seller, or if the sales concern non first-grade products or products that are out of production.

### B.- PRICES

**B.1.** The prices agreed upon for each individual sale are net prices for cash delivery ex works (the Seller's plant shall be specified in the order confirmation), unless otherwise agreed in writing.

### C.- PRODUCT CHARACTERISTICS

**C.1.** The Buyer declares to have read and comply with the content of the following documentation published on the corporate website: 1) Laying, use, cleaning and maintenance manual and 2) Technical data sheets.

**C.2.** Given the intrinsic variability of the ceramic products, the characteristics of the samples, previously sent by the Seller to the Buyer, are purely illustrative and cannot be deemed binding.

**C.3.** Unless specifically requested and agreed before the order confirmation, the Seller does not guarantee that the entire quantity of an article on order shall be sent from one same production lot.

### D.- DELIVERY TERMS

**D.1.** The delivery terms are understood to be indicative and the extension thereof cannot entitle the Purchaser to request any form of compensation, without exception.

**D.2.** If, after 14 (fourteen) days from the date of notification that the goods are ready, the Purchaser fails to collect them, the Seller shall be forced for reasons of occupied space to return the goods to the storage facilities, thereby incurring additional costs; the Seller reserves the right to charge the Purchaser such additional costs.

### E.- SHIPPING ARRANGEMENTS AND TERMS

**E.1.** The Buyer must communicate any variation in the destination of the products, different from the one agreed in the order confirmation, in writing within, and no later than, the second day before the day foreseen for the collection at the Seller's premises. The Seller reserves the right not to accept the change of the product destination. If the actual destination of the product is different from the one stated by the Buyer, the Seller reserves the right to suspend the execution of the supplies underway and/or to terminate the contracts in force and the Buyer shall not have the right to claim direct and/or indirect compensation of any type.

**E.2.** Unless otherwise agreed, the goods shall be delivered ex-works (EXW - Incoterms 2010) and this shall also be the case when the parties agree that the delivery, or part of it, shall be arranged by the Seller on the Buyer's behalf. In any case, the risks shall transfer to the Buyer upon delivery to the first carrier.

**E.3.** Without prejudice to the Seller's extraneity in relation to the transport contract, the Seller shall not be indicated as "shipper" on the bill of lading. The communication of the gross weight of the container to the Forwarding agent does not represent in any way the undertaking of any liability by the Seller as regards the SOLAS (Safety Of Life At Sea) Convention. In no event may the said communication be taken to be the VGM (Verified

Gross Mass).

**E.4.** The Buyer undertakes to ensure that the vehicle sent to the Seller's warehouse is suitable for the loading operations, considering the nature of the products. If the vehicle sent to collect the goods causes difficulties in the loading operations, the Seller reserves the right to charge a penalty, of 4% of the value of the products, to cover the extra logistics costs. If the vehicle sent is not at all suitable, the Seller reserves the right to refuse to load the goods and the Buyer shall not have the right to claim compensation for any direct and/or indirect cost that may arise therefrom.

**E.5.** The Buyer is responsible for assigning the carrier the task of checking the products before loading them; any observations concerning the condition of the packaging and the correspondence of the quantities loaded with those on the transport document must be made by the carrier upon collection of the goods. The said observations must be written on all the copies of the transport documents, otherwise the loaded products shall be considered to be complete and in good condition. As a result, the Seller shall not be liable for any missing or damaged products not reported by the carrier.

**E.6.** The Buyer is also responsible for assigning the carrier the task of checking the loading procedure and the stability of the goods on the vehicle, in order to prevent damage during transport and to comply with all road safety provisions.

### F.- PAYMENTS

**F.1.** All payments must be made to the Seller's registered office. Payments made to agents, representatives, or sales assistants shall not be considered as made until the amounts are received by the Seller.

**F.2.** The Buyer shall not fulfil its payment obligations by making payments from countries other than its own country of residence, if the said countries do not guarantee an adequate exchange of information with Italy. In case of breach of the said prohibition, the Seller has the right to terminate the contract for just cause and the Buyer shall not have the right to claim compensation for any damage suffered.

**F.3.** Any costs for stamp duty and bank draft fees shall be borne by the Buyer. Failure to fulfil, even only in part, the payment shall result in the application of interest on arrears in favour of the Seller, from the date established for the payment, as envisaged by legislative decree 09/10/2002 no. 231.

**F.4.** Unless otherwise agreed in writing, the Buyer undertakes not to offset any receivables, of whatever nature, owed by the Seller.

### G.- CLAIMS

**G.1.** Upon receipt of the products, the Buyer shall perform a visual inspection in compliance with instructions provided in point 7 of UNI EN ISO 10545-2 standards.

**G.2.** The products must be installed and fitted strictly respecting the recommendations related to the activities to be performed before and during the laying of the product specified in document 1) Laying, use, cleaning and maintenance manual, published on the Seller's website, and on the product packaging and/or inside the packaging. Faults caused by an incorrect installation and by missing/incorrect maintenance (different from instructions provided in document 1) Laying, use, cleaning and maintenance manual), by an unsuitable use and/or by normal wear over time shall not be considered product faults.

**G.3.** With the exception of the limits of acceptability foreseen by the international EN 14411 (ISO 13006) standard, the parties acknowledge as identifiable faults those product defects that are immediately visible upon receipt thereof and that make the material unsuitable for use or that significantly reduce its value. This category includes faults as defined in the document 1) Laying, use, cleaning and maintenance manual, published on the Seller's website. Identifiable faults include, by way of a non-limiting example, superficial defects, decoration defects, defects concerning polishing, dimensions, surface flatness, straightness of sides/rectangularity and thickness, cracks, chippings or rough edges, non-compliant shades, mixed shades and products that feature problems deriving from the cutting process and/or from chips.

**G.4.** If the Buyer finds an identifiable fault, it must be reported in writing to the Seller, within 8 (eight) days from receipt of the products; failure to send the claim shall result in the forfeiture and loss of such right. The Buyer shall keep the entire lot of material readily available for the Seller. The claim shall include the invoice details and an accurate description of the claimed fault together with photographs, where possible. In the event that the claim proves to be unfounded, the Buyer shall refund the Seller any costs incurred for an inspection (expert's reports, travel, etc.).

**G.5.** Hidden faults shall be notified to the Supplier in writing, by recorded delivery letter with advice of receipt, within 8 days from the date such fault is found, under penalty of forfeiture.

**G.6.** The Buyer's right to make a claim for faults under warranty is valid for 12 (twelve) months from the delivery of the products.

### H.- WARRANTY FOR FAULTS

**H.1.** The Seller's warranty is limited to first grade products and not second or third grade products or lots on offer with special prices or discounts, which must be duly specified with a note in the order confirmation.

**H.2.** The Seller does not guarantee the suitability of the products for particular uses, and only guarantees the technical specifications published on the website in the document 2) Technical data sheets. The indication for use is merely indicative, even when written in the Seller's catalogues and manuals. On the basis of the characteristics described in the document 2) Technical data sheets, the designer always has the task of assessing the suitability of the product for the specific use conditions, taking into account the stress and variables to which the product will be subjected, which may alter its characteristics; for example, the traffic intensity, quality of traffic (foot traffic with the presence of sand, debris...), adverse weather conditions and any other unpredictable factor to which the material may be exposed.

**H.3.** In the event that identifiable product faults are ascertained, as defined in sub section G no. 3, the Seller shall replace the faulty product with another one with equal or superior characteristics; should this not be possible, the Seller shall apply a significant price reduction. Alternatively, following the return of the faulty products, the Buyer shall have the right to a refund of the price paid plus the transport cost, with the exclusion of compensation for any other direct and/or indirect damage.

**H.4.** The Seller's warranty shall not be valid if the products that have identifiable faults (totally or in part) have been used and/or in any case transformed, as this entails that the Buyer (or its customer) expressed the intention to accept them in the condition in which they were found.

**H.5.** In the event that hidden product faults are ascertained, the Seller's warranty is limited to the replacement with other products of equal or superior characteristics; should this not be possible the Seller shall refund the price paid plus the transport cost. In any case, the Seller's warranty for any direct and/or indirect damage caused by the faulty product, shall be limited to an amount that shall not be greater than double the selling price applied by the Seller, only in relation to the faulty part of the supply.

**H.6.** In the event that the Buyer resells the product to subjects protected by the consumer code (law decree no. 206/2005), the former shall be responsible for the conditions applied, if different from those stated herein, and shall ensure that the consumer's rights are exercised, in relation to the remedies and terms established by the said code. If there are the grounds for the Buyer to exercise the right of recourse and/or make a claim against the Seller/manufacturer, the said action shall take into account or go beyond the exemptions and limits established in sub sections G no. 1 and H no. 5.

### I. SOLVE ET REPETE (pay and then claim) AND TERMINATION CLAUSES

**I.1.** Pursuant to article 1462 of the Italian Civil Code, on no account may the Buyer suspend or delay payment of collected material, including in the event of alleged defects or faults in the material; this does not affect the right to claim back any payments made unduly (solve et repete).

**I.2.** If the Buyer's financial situation changes or in the event of non-payment (even partial) of products already supplied, the Seller reserves the right to suspend the execution of the supplies underway and/or to terminate the contracts in force and the Buyer shall not have the right to claim direct and/or indirect compensation of any type.

### L.- RETENTION OF OWNERSHIP

**L.1.** The products supplied shall remain exclusive property of the Seller until the Buyer has paid the full amount.

**L.2.** During the aforementioned period, the Buyer shall undertake the obligations and responsibilities as bailee (also referred to as custodian) and shall not transfer the said products, grant their use, let them be seized or distrained without declaring that the property is of the Seller, and the Buyer shall immediately inform the Seller by recorded delivery letter with advice of receipt.

### M.- FORCE MAJEURE

**M.1.** Each party may suspend the fulfilment of its contractual obligations, when the said fulfilment is impossible or objectively too costly due to an unforeseeable impediment independent from the parties, such as for example: strike, boycott, lockout, fire, war (declared or not), civil war, riots and revolutions, requisitions, embargo, power blackouts, extraordinary breakage of machinery, delays in the delivery of components or raw materials.

**M.2.** The party that wishes to apply this clause shall immediately notify the onset and end of the circumstances of force majeure to the other party in writing.

**M.3.** If the suspension due to force majeure lasts longer than 60 (sixty) days, each party

shall have the right to terminate this contract, with a notice of 10 (ten) days to be notified to the counterparty in writing.

### N.- CONFIDENTIALITY

**N.1.** The Buyer undertakes to maintain confidentiality as regards all information of a technical (such as, by way of a non-limiting example, drawings, tables, documentation, formulas and correspondence) and commercial nature (including contractual conditions, purchase prices, payment conditions,...) gained during the performance of this contract.

**N.2.** The confidentiality obligation shall be undertaken for the entire duration of this contract and for the period following its execution.

**N.3.** In case of failure to uphold the confidentiality obligation, the non-fulfilling party shall pay the other party compensation for all damages that may derive therefrom.

### O.- SELLER'S TRADEMARKS AND DISTINCTIVE SIGNS

**O.1.** The use of trademarks, ornamental designs and creative works in general, in whatever form and manner of expression (such as, by way of a non-limiting example: images, photos, drawings, videos, shapes, structures, etc.) constituting the Seller's intellectual property, through any means (such as, by way of a non-limiting example: press, video, radio, internet, social media, instant messaging platforms or VoIP, etc.) is strictly forbidden. Any exception to the said prohibition, even only partial, must be authorised in writing, each time, by the Seller's general management.

### P.- CONTRACT LANGUAGE, APPLICABLE LAW, JURISDICTION AND AUTHORITY

**P.1.** The present contract is drafted in Italian, and in case of disputes the said version shall prevail over any translations in other languages.

**P.2.** Any dispute concerning the supply of products shall be subject to Italian law and jurisdiction and the Court of Modena, the town in which the Seller has its registered office, shall have sole local jurisdiction.

For more information refer to the General Conditions of Sale, available at [www.atlasconcorde.com](http://www.atlasconcorde.com)

INDEX



PRODUCT FINDER



SURFACE RANGE



COMPANY



COLLECTIONS



LARGE SIZES



SLABS FOR COUNTERTOPS &amp; FURNITURE



FURNITURE



FACADES



TECHNICAL SPECIFICATIONS





## Condizioni generali di vendita

### A.- MODALITA' DI CONCLUSIONE DEL CONTRATTO

**A.1.** Le presenti Condizioni Generali di Vendita disciplinano ogni contratto di Vendita tra il Venditore e l’Acquirente ed ogni loro modifica o deroga deve essere concordata per iscritto.

**A.2.** Eventuali offerte, accrediti e/o abbuoni accordati da agenti o da altri intermediari, non sono ritenuti validi se non confermati per iscritto dal Venditore.

**A.3.** L’Acquirente invia al Venditore, direttamente o per il tramite di agenti, Ordini scritti che devono contenere l’indicazione dei codici dei Prodotti richiesti, delle quantità, del loro prezzo e della destinazione. L’Ordine inviato dall’Acquirente è irrevocabile.

**A.4.** La Vendita dovrà ritenersi conclusa nel momento in cui: (i) l’Acquirente riceva da parte del Venditore una Conferma scritta via e-mail, fax o altri mezzi telematici, conforme ai termini e alle condizioni dell’Ordine; o (ii) in caso di Conferma inviata dal Venditore contenente condizioni difformi dall’Ordine ricevute dall’Acquirente quando questi l’accetti per iscritto o comunque non la contesti entro 7 (sette) giorni dalla ricezione; o (iii) in assenza di conferma scritta da parte del Venditore, nel momento

in cui i Prodotti saranno consegnati e caricati dall’Acquirente.

**A.5.** L’Acquirente condivide l’esigenza di limitare al territorio nazionale le vendite di prodotti Atlas Concorde. Il Venditore ritiene questa regola elemento indispensabile per permettergli di coordinare la sua politica commerciale e razionalizzare la rete distributiva, con offerte più orientate alle necessità dei singoli Paesi.

Parimenti, l’Acquirente riconosce che tale esigenza costituisce una tutela anche dei propri interessi.

L’Acquirente si obbliga quindi a commercializzare i prodotti forniti da Ceramiche Atlas Concorde SpA esclusivamente nel suo Paese di residenza, astenendosi dal promuovere vendite attive sollecitate anche online con clienti situati nel territorio di uno Stato diverso dal proprio. Per le operazioni triangolari il presente obbligo si applica al Paese di effettiva operatività dell’acquirente. L’Acquirente potrà rivendere il prodotto al di fuori dal proprio territorio nel caso in cui riceva autorizzazione per iscritto da parte del Venditore, o nel caso in cui la rivendita riguardi prodotti non di prima scelta, oppure prodotti fuori produzione.

### B.- PREZZI

**B.1.** Salvo diversa pattuizione scritta, i prezzi di vendita concordati di volta in volta si intendono al netto per contanti e per consegna franco stabilimento del Venditore indicato nella Conferma d’Ordine.

### C.- CARATTERISTICHE DEI PRODOTTI

**C.1.** L’Acquirente dichiara di aver preso visione ed attenersi al contenuto della seguente documentazione pubblicata nel sito internet aziendale: 1) Manuale di Posa, Uso, Pulizia e Manutenzione e 2) Schede tecniche.

**C.2.** Data la intrinseca variabilità del prodotto ceramico, le caratteristiche dei campioni e/o modelli inviati in precedenza dal Venditore all’Acquirente sono da considerarsi indicativi e non vincolanti.

**C.3.** Salvo specifiche richieste da concordare prima della Conferma d’Ordine, il Venditore non garantisce che l’ordine del singolo articolo venga evaso tutto con un medesimo lotto di produzione.

### D.- TERMINI DI CONSEGNA

**D.1.** I termini di consegna sono da intendersi indicativi e la proroga di essi non può far maturare all’Acquirente alcun diritto a richiedere indennizzi, ogni eccezione rimossa.

**D.2.** Se, trascorsi 14 (quattordici) giorni dalla data di avviso di merce pronta, l’Acquirente non ritira il materiale, il Venditore sarà costretto per ragioni di spazio occupato a riportare il materiale nelle locazioni di deposito, sostenendo quindi costi supplementari; il Venditore si riserva la possibilità di addebitare tali costi supplementari all’Acquirente.

### E.- RESA E SPEDIZIONE

**E.1.** L’eventuale variazione della destinazione dei Prodotti, diversa da quella concordata in Conferma d’Ordine, deve essere comunicata dall’Acquirente per iscritto entro e non oltre il secondo giorno antecedente a quello previsto per il ritiro presso la sede del Venditore. Il Venditore si riserva la facoltà di non accettare la variazione della destinazione dei Prodotti. Nel caso si verifichi che la destinazione effettiva del Prodotto sia stata diversa da quella dichiarata dall’Acquirente, il Venditore si riserva la facoltà di sospendere l’esecuzione delle forniture in corso e/o risolvere i contratti in corso senza che l’Acquirente possa rivendicare risarcimenti

diretti e/o indiretti di alcun tipo.

**E.2.** Salvo patto contrario, la fornitura della merce si intende Franco Fabbrica (EXW ai sensi degli Incoterms 2010) e ciò anche quando sia convenuto che la spedizione o parte di essa venga curata dal Venditore su mandato dell’Acquirente. In ogni caso i rischi passano all’Acquirente al più tardi con la consegna al primo trasportatore.

**E.3.** Ferma restando l’estraneità del Venditore rispetto al contratto di trasporto, il Venditore non potrà essere indicato come “shipper” nella polizza di carico. La comunicazione del peso lordo del container allo spedizioniere, non costituisce alcuna assunzione di responsabilità da parte del Venditore ai fini della Convenzione SOLAS (Safety Of Life At Sea). In nessun caso tale comunicazione potrà essere intesa come VGM (Verified Gross Mass).

**E.4.** L’Acquirente s’impegna affinché il mezzo inviato presso i magazzini del Venditore sia idoneo al carico in relazione alla natura dei Prodotti. Nel caso il mezzo che si presenta comporti significative difficoltà per le operazioni di carico, il Venditore si riserva di addebitare una penale pari al 4% del valore dei prodotti a copertura dei maggiori costi logistici. Se il mezzo convenuto non è assolutamente idoneo, il Venditore si riserva la facoltà di negare le operazioni di carico senza che nulla possa essere richiesto dall’Acquirente a titolo di risarcimento per ogni onere diretto e/o indiretto che ne possa derivarne.

**E.5.** È compito dell’Acquirente incaricare il vettore di controllare i prodotti prima del carico; eventuali osservazioni in relazione all’integrità degli imballi e della rispondenza delle quantità caricate a quelle indicate sul documento di trasporto, devono essere sollevate dal vettore al momento del carico. Tali osservazioni devono essere riportate su tutte le copie dei documenti di trasporto, altrimenti i prodotti caricati s’intendono integri e completi. Ne deriva che il Venditore non si assume alcuna responsabilità in relazione a mancanze o danni dei prodotti non segnalati dal vettore.

**E.6.** È altresì responsabilità dell’Acquirente incaricare il vettore di verificare le modalità e la stabilità del carico sul mezzo affinché durante il trasporto non si verifichino rotture e affinché siano rispettate tutte le disposizioni di sicurezza riguardanti la circolazione stradale.

### F.- PAGAMENTI

**F.1.** Qualsiasi obbligazione di pagamento deve essere adempiuta presso la sede legale del Venditore. Eventuali pagamenti ad agenti, rappresentanti o ausiliari di commercio non si intendono effettuati finché le relative somme non pervengono al Venditore.

**F.2.** È fatto divieto all’Acquirente di eseguire il proprio adempimento mediante pagamenti provenienti da paesi diversi dal proprio paese di residenza se trattasi di paesi che non garantiscono un adeguato scambio di informazioni con l’Italia. In caso di violazione di tale divieto, il Venditore ha facoltà di risolvere il contratto per giusta causa senza che l’Acquirente possa vantare il diritto di ottenere alcun risarcimento per l’eventuale danno subito.

**F.3.** Eventuali spese di bollo ed incasso effetti e tratte sono a carico dell’Acquirente. In caso di inadempimento, anche solo parziale, dal giorno fissato per il pagamento decorreranno a favore del Venditore gli interessi moratori nella misura prevista dal d.lgs. 09/10/2002 n. 231.

**F.4.** Salvo diversi accordi scritti, l’Acquirente si impegna a non compensare alcun credito, comunque insorto, nei confronti del Venditore.

### G.- RECLAMI

**G.1.** Al ricevimento dei Prodotti, l’Acquirente dovrà sottoporli ad accurato controllo attraverso un esame visivo effettuato conformemente alle indicazioni riportate al punto 7 delle norme UNI EN ISO 10545-2

**G.2.** L’installazione e la posa dei Prodotti deve essere effettuata attenendosi scrupolosamente alle raccomandazioni inerenti le attività da svolgere prima e durante la posa in opera indicate nel documento 1) Manuale di Posa, Uso, Pulizia e Manutenzione pubblicato nel sito internet del Venditore e sulla confezione del prodotto e/o all’interno della stessa. Non sono considerati vizi del Prodotto quelli generati da un’errata installazione e dalla mancata/errata manutenzione (difformi dalle indicazioni fornite nel 1) Manuale di Posa, Uso, Pulizia e Manutenzione), da una non idonea destinazione d’uso e/o dalla normale usura nel tempo.

**G.3.** Fatti salvi i limiti di accettabilità previsti dalla norma internazionale EN 14411 (ISO 13006), le Parti riconoscono come Vizi Palesi i difetti dei Prodotti riscontrabili già al momento del loro ricevimento tali da rendere il materiale inidoneo all’uso o da diminuirne in modo apprezzabile il valore. Rientrano in tale categoria i difetti

come definiti nel documento 1) Manuale di Posa, Uso, Pulizia e Manutenzione pubblicato nel sito internet del Venditore. A titolo esemplificativo e non esaustivo si riconoscono come Vizi Palesi i difetti superficiali; i difetti di decorazione, di lappatura/levigatura, di calibro, di planarità, di ortogonalità-rettilinearità, di spessore, le crepe, le sbecature, i fuori tono, i toni mescolati e i Prodotti che presentano problemi da taglio/scaglie.

**G.4.** Nel caso l’Acquirente rilevi Vizi Palesi dovrà fare reclamo al Venditore per iscritto, a pena di decadenza, entro 8 (otto) giorni dal ricevimento e tenere a disposizione del Venditore l’intera partita di materiale. Il reclamo dovrà riportare i dati di fatturazione e una precisa descrizione del vizio reclamato corredata, quando possibile, da immagini fotografiche. Qualora il reclamo dovesse risultare infondato, l’Acquirente si rende disponibile a risarcire il Venditore delle spese sostenute per l’eventuale sopralluogo (perizie, viaggi ecc.).

**G.5.** I Vizi Occulti dovranno essere notificati al Venditore mediante lettera raccomandata A.R., a pena di decadenza dalla garanzia, entro 8 (otto) giorni dalla data della scoperta del difetto.

**G.6.** L’azione dell’Acquirente diretta a fare valere la garanzia per vizi si prescrive comunque nel termine di 12 (dodici) mesi decorrenti dalla consegna dei Prodotti.

### H.- GARANZIA PER VIZI

**H.1.** La garanzia del Venditore si intende limitata ai soli Prodotti di prima scelta e non ai Prodotti di seconda o terza scelta o di partite d’occasione con prezzi o sconti particolari quando debitamente segnalati in nota nella Conferma dell’Ordine.

**H.2.** Il Venditore non garantisce l’idoneità dei Prodotti ad usi particolari, ma soltanto le caratteristiche tecniche pubblicate nel sito internet nel documento 2) Schede tecniche. L’indicazione d’uso, anche quando presentata dal Venditore in cataloghi e manuali, è da ritenersi puramente indicativa. Sulla base delle caratteristiche tecniche riportate nelle 2) Schede Tecniche è sempre compito del progettista valutare l’idoneità del Prodotto alle condizioni specifiche di utilizzo in funzione delle sollecitazioni e delle variabili che si possono verificare nell’ambiente di destinazione alterandone le sue caratteristiche, a titolo d’esempio, all’intensità del traffico, alla qualità del traffico (calpestio in presenza di sabbia, di detriti...), alle eventuali condizioni climatiche avverse e a qualsiasi altra aleatorietà a cui può essere esposto il materiale.

**H.3. Nel caso risulti accertato che il Prodotto manifesti Vizi Palesi, come definiti al sub lett. G n.3, il Venditore provvederà alla sostituzione del Prodotto difettoso con altro avente caratteristiche pari o superiori o nel caso ciò non sia possibile ad una congrua riduzione del prezzo. In alternativa l’Acquirente avrà diritto, previa restituzione dei Prodotti viziati, al rimborso del prezzo pagato, maggiorato del costo del trasporto, con esclusione del risarcimento di ogni altro danno diretto e/o indiretto.**

**H.4. La garanzia del Venditore deve ritenersi esclusa nel caso in cui il Prodotto affetto da Vizi Palesi (in tutto o in parte) sia stato utilizzato e/o comunque trasformato dovendosi ritenere che in tal modo l’Acquirente (o il suo cliente) abbia espresso la volontà di accettarli nello stato in cui si trovano.**

**H.5.** Nel caso risulti accertato che il Prodotto manifesti Vizi Occulti, la garanzia del Venditore è limitata alla sostituzione del materiale con altro avente caratteristiche pari o superiori e ove ciò non sia possibile al rimborso del prezzo pagato maggiorato del costo del trasporto. In ogni caso la garanzia del Venditore per ogni danno diretto e/o indiretto comunque originato dal prodotto difettoso, deve intendersi limitata ad una somma che non potrà superare il doppio del prezzo di vendita applicato dal Venditore in relazione alla sola parte della fornitura difettosa.

**H.6.** Nel caso l’Acquirente rivenda il Prodotto a soggetti tutelati dal codice del consumo (d.l. n.206/2005) sarà responsabile delle condizioni praticate se difformi da quelle qui riportate e dovrà accertarsi che i diritti del consumatore siano esercitati nel rispetto dei rimedi e dei termini fissati da tale codice. Nel caso sussistano i presupposti, il diritto di regresso e/o comunque di rivalsa spettanti all’Acquirente verso il Venditore/produttore non potrà eccedere le esenzioni ed i limiti come fissati dal sub lett. G n.1 al sub lett. H n.5.

### I. CLAUSOLE SOLVE ET REPETE E RISOLUTIVE

**I.1.** Ai sensi dell’art. 1462 del Codice Civile, per nessun motivo, ivi compresi pretesi vizi o difetti del materiale, l’Acquirente potrà sospendere o ritardare il pagamento del materiale ritirato, salva naturalmente la facoltà di ripetere quando possa dimostrare di avere indebitamente pagato.

**I.2.** Nel caso di mutamento delle condizioni patrimoniali dell’Acquirente o di mancato pagamento anche parziale di prodotti già forniti, il Venditore può **sospendere**

l’esecuzione delle forniture in corso e/o risolvere i contratti in corso senza che l’Acquirente possa rivendicare risarcimenti diretti e/o indiretti di alcun tipo.

### L.- PATTO DI RISERVATO DOMINIO

**L.1.** Fino a quando l’Acquirente non avrà provveduto all’integrale pagamento del prezzo, i Prodotti oggetto della fornitura rimarranno di proprietà del Venditore.

**L.2.** Durante il periodo suddetto, l’Acquirente assumerà gli obblighi e le responsabilità del custode, e non potrà alienare, dare in uso, lasciare sequestrare o pignorare tali Prodotti senza dichiarare la proprietà del Venditore e dare immediato avviso a mezzo raccomandata A.R.

### M.- FORZA MAGGIORE

**M.1.** Ciascuna parte potrà sospendere l’esecuzione dei suoi obblighi contrattuali quando tale esecuzione sia resa impossibile o oggettivamente troppo onerosa da un impedimento imprevedibile indipendente dalla sua volontà, quale ad esempio: sciopero, boicottaggio, serrata, incendio, guerra (dichiarata o non), guerra civile, sommosse e rivoluzioni, requisizioni, embargo, interruzioni di energia, rotture straordinarie di macchinari, ritardi nella consegna di componenti o materie prime.

**M.2.** La parte che desidera avvalersi della presente clausola dovrà comunicare immediatamente per iscritto all’altra parte il verificarsi e la cessazione delle circostanze di forza maggiore.

**M.3.** Qualora la sospensione dovuta a forza maggiore duri più di 60 (sessanta) giorni, ciascuna parte avrà il diritto di risolvere il presente contratto, previo un preavviso di 10 (dieci) giorni, da comunicarsi alla controparte per iscritto.

### N.- OBBLIGO DI RISERVATEZZA

**N.1.** L’Acquirente è tenuto ad osservare la più assoluta riservatezza su tutte le notizie di carattere tecnico (quali, in via meramente esemplificativa, disegni, prospetti, documentazioni, formule e corrispondenza) e di carattere commerciale (ivi comprese le condizioni contrattuali, i prezzi d’acquisto, le condizioni di pagamento ...) apprese in esecuzione del presente Contratto.

**N.2.** L’obbligo di riservatezza viene assunto per tutta la durata del Contratto, nonché per il periodo successivo alla sua esecuzione.

**N.3.** In ogni caso di inosservanza dell’obbligo di riservatezza, la parte inadempiente è tenuta e risarcire all’altra tutti i danni che ne dovessero derivare.

### O.- MARCHI E SEGNI DISTINTIVI DEL VENDITORE

**O.1.** L’utilizzo dei marchi, dei modelli ornamentali e delle opere d’ingegno in genere, in qualunque forma o modo di espressione (quali a titolo meramente esemplificativo, ma non esaustivo: immagini, foto, disegni, filmati, figure, strutture, etc.) costituenti proprietà intellettuale del Venditore, attraverso qualsiasi mezzo (quali a titolo meramente esemplificativo, ma non esaustivo: stampa, video, radio, internet, social media, piattaforme di messaggistica istantanea o VoIP, etc.) è severamente vietato. Qualsiasi deroga a tale divieto, anche solamente parziale, dovrà essere autorizzata per iscritto, caso per caso, dalla Direzione generale del Venditore.

### P.- LINGUA DEL CONTRATTO, LEGGE APPLICABILE, GIURISDIZIONE E COMPETENZA

**P.1.** Il Contratto e le presenti condizioni sono redatti in lingua Italiana, la quale prevarrà nel caso di divergenza con la traduzione in altre lingue.

**P.2.** La definizione di qualsiasi controversia comunque relativa alle forniture è soggetta alla legge ed alla giurisdizione dello Stato Italiano e la competenza territoriale viene devoluta in via esclusiva al Tribunale di Modena nella cui circoscrizione il Venditore ha la sua sede legale.

Per maggiori informazioni riferirsi alle Condizioni Generali di Vendita, disponibili all’indirizzo [www.atlasconcorde.com](http://www.atlasconcorde.com)



## Notes

**Atlas Concorde reserves the right to modify any product without notice and will not be liable for any direct or indirect damage resulting from such modifications.**

Atlas Concorde si riserva di modificare i prodotti senza preavviso, declinando ogni responsabilità su eventuali danni diretti o indiretti derivanti da eventuali modifiche. – Atlas Concorde se réserve le droit de modifier ses produits sans préavis et décline toute responsabilité concernant les éventuels dommages directs ou indirects qui pourraient dériver de ces modifications – Atlas Concorde behält sich das Recht vor jederzeit und ohne vorherige Ankündigung, die Produkte zu verändern, und lehnt jede Haftung bei direkten oder indirekten Schäden ab, die von diesen Veränderungen herrühren – Atlas Concorde se reserva el derecho de modificar los productos sin previo aviso, rechaza cualquier responsabilidad sobre eventuales daños directos o indirectos derivados de eventuales modificaciones –

Atlas Concorde оставляет за собой право изменять характеристики изделий без предварительного уведомления, отклоняя при этом любую ответственность за прямые или косвенные убытки, возникшие в результате изменений.

**Colours and optical features of the materials illustrated in this catalogue are to be regarded as mere indications.**

I colori e le caratteristiche estetiche dei materiali illustrati nel presente catalogo sono da ritenersi puramente indicativi. – Les coloris et les caractéristiques esthétiques des références illustrées dans le catalogue sont donnés à titre purement indicatif – Die Farben und die ästhetischen Eigenschaften der in diesem Katalog abgebildeten Produkte sind als reine Richtwerte zu betrachten – Los colores y las características estéticas de los materiales ilustrados en el presente catálogo deben ser considerados como puramente indicativos – Цвета и эстетические характеристики описанных в настоящем каталоге материалов являются только ориентировочными.

**For information and details relating to codes, packaging and weight it is recommended to refer to the latest pricelist.**

Per le informazioni e i dati relativi a codici, imballaggi e pesi occorre sempre consultare l'ultimo listino aggiornato e in vigore. – Pour toutes informations et renseignements concernant les codes, les emballages et les poids, il y a toujours lieu de consulter le dernier tarif en vigueur et mis à jour – Für Informationen und Daten die den Code, die Verpackung und das Gewicht betreffen bitte die aktuellste Preisliste zugrunde legen – Para acceder a la información y a los datos relativos a códigos, embalajes y pesos hay que consultar siempre la última lista de precios actualizada y vigente – Для информации о кодах, упаковках и весе обращайтесь к последнему действующему прайс-листу.

**Ceramic products can have slight variations in tone. Check with the sales representative for the possibility of combining production lots, formats, decorations and special pieces.**

Il prodotto ceramico può essere leggermente variabile in termini di toni. Verificare con il referente commerciale l'abbinabilità sia tra i lotti produttivi che tra i formati e i decori o i pezzi speciali. – Le produit céramique peut légèrement différer sur l'aspect de la couleur. Vérifier avec le référent commercial que l'assortiment soit entre les lots de fabrication qu'entre les formats et les décors ou les pièces spéciales – Im keramischen Produkt sind Abweichungen von Farbton möglich. Wenden Sie sich bitte an den Verkaufsleiter, um zu überprüfen, wie man die verschiedenen Posten, Formate, Dekore oder Spezialteile miteinander kombinieren kann – El producto cerámico puede variar levemente en lo que respecta a los tonos. Consulte con el representante de ventas la combinación entre los lotes producidos y entre los formatos y las decoraciones o las piezas especiales – Керамические изделия разных партий могут слегка отличаться по тону. Проверьте вместе с торговым представителем сочетаемость с изделиями других партий, а также с форматами, декоративными или специальными элементами.

**The production sizes of special pieces in porcelain tiles may vary from the nominal sizes provided for in current standards (ISO 13006 – EN 14411 Annex G) for non-modular tiles.**

Le dimensioni di fabbricazione dei pezzi speciali in gres porcellanato possono derogare dalle dimensioni nominali previste dalle normative vigenti (ISO 13006 – EN 14411 appendice G) per le piastrelle non modulari. – Les dimensions de fabrication des pièces spéciales en grès cérame peuvent déroger aux dimensions nominales prévues par les règlements en vigueur (ISO 13006 – EN 14411 annexe G) pour les carreaux non modulaires. | Die Produktionsmaße der Formteile aus Feinsteinzeug können für die nicht modularen Fliesenformate von den Sollmaßen der geltenden Normen (ISO 13006 – EN 14411 Anhang G) abweichen. – Los tamaños de fabricación de las piezas especiales de gres porcelánico pueden ser diferentes de las dimensiones nominales previstas por las normas vigentes (ISO 13006 – EN 14411 apéndice G) para las baldosas no modulares. – Производственные размеры специальных элементов из керамогранита могут отклоняться от номинальных размеров, предусмотренных действующими стандартами (ISO 13006 – EN 14411, Приложение G) для немодульных плиток.

**The actual dimensions of the special pieces and the smaller pieces obtained by cutting porcelain tiles could deviate from the tolerances in the catalog, which instead for the rectified formats are guaranteed by Atlas Concorde.**

Le dimensioni reali dei pezzi speciali e dei sottoformati ottenuti da tagli in gres porcellanato potrebbero derogare rispetto alla tolleranze presenti a catalogo garantite da Atlas Concorde sui formati rettificati. – Les dimensions réelles des pièces spéciales et des sous formats obtenus à partir des coupes en grès cérame pourraient varier par rapport aux tolérances présentes au catalogue garanties par Atlas Concorde sur les formats rectifiés. – Die tatsächlichen Abmessungen der Formstücke und der geschnittenen Unterformate aus Feinsteinzeug können von den im Katalog genannten, von Atlas Concorde für rektifizierte Formate garantierten Toleranzen abweichen. – Las dimensiones reales de las piezas especiales y de los subformatos obtenidos por cortes de gres porcelánico, podrían no cumplir con las tolerancias indicadas en el catálogo, garantizadas por Atlas Concorde para los formatos rectificadas. – Фактические размеры специальных элементов и подформатов, полученных путем разрезания керамогранита, могут отклоняться от допусков, указанных в каталоге и гарантируемых компанией Atlas Concorde для ретифицированных форматов.

**Copyright 2024 by Ceramiche Atlas Concorde S.p.A - The reproduction of the work, fully or in part, is strictly forbidden.**

Copyright 2024 by Ceramiche Atlas Concorde S.p.A - È vietata la riproduzione, anche parziale, dell'opera in tutte le sue forme.

Copyright 2024 by Ceramiche Atlas Concorde S.p.A - Toute reproduction, même partielle, de l'œuvre dans toutes ses formes est interdite.

Copyright 2024 by Ceramiche Atlas Concorde S.p.A - Die Reproduktion, ganz oder teilweise, des Werkes in all seinen Formen ist verboten.

Copyright 2024 by Ceramiche Atlas Concorde S.p.A - Está prohibida la reproducción, incluso parcial, de la obra en todas sus formas.

Copyright 2024 by Ceramiche Atlas Concorde S.p.A - Запрещается любое полное или частичное воспроизведение данной работы.

January 2024

INDEX



PRODUCT  
FINDER



SURFACE  
RANGE



COMPANY



COLLECTIONS



LARGE SIZES



SLABS FOR  
COUNTERTOPS  
& FURNITURE



FURNITURE



FACADES



TECHNICAL  
SPECIFICATIONS







[atlasconcorde.com](http://atlasconcorde.com)