

CATALOG

2025



A system of indoor and outdoor surfaces: floors, walls and decors.



Large slabs for kitchen countertops, tables and for furnishings.



Furniture in combination with Atlas Concorde surfaces.

Three brands, **one space.**

Index

Product Finder

- ↔ ALPHABETICAL INDEX
- ↔ LOOK INDEX
- ↔ PORCELAIN TILES SIZE INDEX
- ↔ OUTDOOR SIZE INDEX
- ↔ WALL TILES SIZE INDEX

Porcelain tiles surface range

- ↔ Concrete & Resin Look
- ↔ Marble Look
- ↔ Stone Look
- ↔ Wood Look

Wall tiles surface range

- ↔ 3D Wall
- ↔ Stone Look
- ↔ Wood Look
- ↔ Concrete Look
- ↔ Marble Look
- ↔ Color Look

↔ Company

Collections

- ↔ 3D WALL
- ↔ CONCRETE & RESIN LOOK
- ↔ MARBLE LOOK

- ↔ STONE LOOK
- ↔ WOOD LOOK

- ↔ Trim Tiles

↔ Large sizes

↔ Slabs for countertops & furniture

↔ Bathroom furniture & tables

↔ Facades

Technical specifications

- ↔ Velvetech
- ↔ Sensitech
- ↔ Certifications
- ↔ Technical specification
- ↔ Destinations of use
- ↔ Color-Shading
- ↔ Laying suggestions, cleaning and maintenance
- ↔ Packing
- ↔ General sales conditions

PRODUCT
FINDER



SURFACE
RANGE



COMPANY



COLLECTIONS



LARGE SIZES



SLABS FOR
COUNTERTOPS
& FURNITURE



BATHROOM
FURNITURE
& TABLES



FACADES



TECHNICAL
SPECIFICATIONS



Alphabetical Index

- [66](#) 3D WALL CARVE ⁽¹⁾ ⁽²⁾
- [70](#) 3D WALL DESIGN
- [74](#) 3D WALL PLASTER

- [76](#) APLOMB ⁽¹⁾
- [262](#) AXI

- [80](#) BOOST
- [88](#) BOOST BALANCE
- [96](#) BOOST COLOR
- [104](#) BOOST EXPRESSION
- [216](#) BOOST ICOR
- [224](#) BOOST MINERAL
- [232](#) BOOST MIX
- [112](#) BOOST NATURAL ⁽¹⁾
- [120](#) BOOST NATURAL PRO
- [126](#) BOOST PRO
- [236](#) BOOST STONE
- [242](#) BRAVE

- [264](#) ENTICE
- [268](#) ETIC
- [270](#) ETIC PRO
- [272](#) EXENCE

- [276](#) HEARTWOOD
- [248](#) LIMS
- [280](#) LOG
- [288](#) LOG CANSEI

- [144](#) MARVEL
- [148](#) MARVEL 3D
- [152](#) MARVEL DIVA
- [160](#) MARVEL DREAM
- [164](#) MARVEL GALA ⁽¹⁾
- [168](#) MARVEL GEMS
- [170](#) MARVEL MERAVIGLIA ⁽²⁾
- [180](#) MARVEL ONYX
- [184](#) MARVEL SHINE
- [196](#) MARVEL STONE Marble Look
- [202](#) MARVEL TRAVERTINE ⁽¹⁾
- [208](#) MARVEL X ⁽¹⁾

- [254](#) NORDE

- [134](#) PRISM



Look Index

- 3D Wall**
- [66](#) 3D WALL CARVE ⁽¹⁾ ⁽²⁾
- [70](#) 3D WALL DESIGN
- [74](#) 3D WALL PLASTER

- [148](#) MARVEL 3D

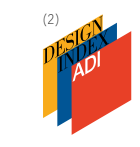
- [76](#) APLOMB ⁽¹⁾

- Concrete & Resin Look**
- [80](#) BOOST
- [88](#) BOOST BALANCE
- [96](#) BOOST COLOR
- [104](#) BOOST EXPRESSION
- [112](#) BOOST NATURAL ⁽¹⁾
- [120](#) BOOST NATURAL PRO
- [126](#) BOOST PRO
- [134](#) PRISM

- Marble Look**
- [144](#) MARVEL
- [148](#) MARVEL 3D
- [152](#) MARVEL DIVA
- [160](#) MARVEL DREAM
- [164](#) MARVEL GALA ⁽¹⁾
- [168](#) MARVEL GEMS
- [170](#) MARVEL MERAVIGLIA ⁽²⁾
- [180](#) MARVEL ONYX
- [184](#) MARVEL SHINE
- [196](#) MARVEL STONE
- [202](#) MARVEL TRAVERTINE ⁽¹⁾
- [208](#) MARVEL X ⁽¹⁾

- Stone Look**
- [216](#) BOOST ICOR
- [224](#) BOOST MINERAL
- [232](#) BOOST MIX
- [236](#) BOOST STONE
- [242](#) BRAVE
- [248](#) LIMS
- [202](#) MARVEL TRAVERTINE ⁽¹⁾
- [254](#) NORDE

- Wood Look**
- [262](#) AXI
- [264](#) ENTICE
- [268](#) ETIC
- [270](#) ETIC PRO
- [272](#) EXENCE
- [276](#) HEARTWOOD
- [280](#) LOG
- [288](#) LOG CANSEI



PRODUCT FINDER >

ALPHABETICAL INDEX
LOOK INDEX
PORCELAIN TILES SIZE INDEX
OUTDOOR TILES SIZE INDEX
WALL TILES SIZES INDEX

SURFACE RANGE >

COMPANY >

COLLECTIONS >

LARGE SIZES >

SLABS FOR COUNTERTOPS & FURNITURE >


FURNITURE >

FACADES >

TECHNICAL SPECIFICATIONS >

Porcelain Tiles Size Index


162x324 338 SLABS FOR COUNTERTOPS & FURNITURE
159x324

160x320 

| | | |
|-----|-------------------|---------------|
| 80 | BOOST | Concrete Look |
| 88 | BOOST BALANCE | Concrete Look |
| 216 | BOOST ICOR | Stone Look |
| 112 | BOOST NATURAL | Concrete Look |
| 224 | BOOST MINERAL | Stone Look |
| 126 | BOOST PRO | Concrete Look |
| 236 | BOOST STONE | Stone Look |
| 144 | MARVEL | Marble Look |
| 152 | MARVEL DIVA | Marble Look |
| 164 | MARVEL GALA | Marble Look |
| 170 | MARVEL MERAVIGLIA | Marble Look |
| 180 | MARVEL ONYX | Marble Look |
| 184 | MARVEL SHINE | Marble Look |
| 196 | MARVEL STONE | Marble Look |
| 202 | MARVEL TRAVERTINE | Marble Look |
| 208 | MARVEL X | Marble Look |

160x160 

| | | |
|-----|--------------|---------------|
| 80 | BOOST | Concrete Look |
| 126 | BOOST PRO | Concrete Look |
| 144 | MARVEL | Marble Look |
| 184 | MARVEL SHINE | Marble Look |
| 196 | MARVEL STONE | Marble Look |

120x278 

| | | |
|-----|-------------------|---------------|
| 80 | BOOST | Concrete Look |
| 88 | BOOST BALANCE | Concrete Look |
| 96 | BOOST COLOR | Concrete Look |
| 104 | BOOST EXPRESSION | Concrete Look |
| 216 | BOOST ICOR | Stone Look |
| 224 | BOOST MINERAL | Stone Look |
| 232 | BOOST MIX | Stone Look |
| 112 | BOOST NATURAL | Concrete Look |
| 120 | BOOST NATURAL PRO | Concrete Look |
| 126 | BOOST PRO | Concrete Look |
| 236 | BOOST STONE | Stone Look |
| 248 | LIMS | Stone Look |
| 280 | LOG | Wood Look |
| 144 | MARVEL | Marble Look |
| 152 | MARVEL DIVA | Marble Look |
| 160 | MARVEL DREAM | Marble Look |
| 164 | MARVEL GALA | Marble Look |
| 170 | MARVEL MERAVIGLIA | Marble Look |
| 180 | MARVEL ONYX | Marble Look |
| 184 | MARVEL SHINE | Marble Look |
| 196 | MARVEL STONE | Marble Look |
| 202 | MARVEL TRAVERTINE | Marble Look |
| 208 | MARVEL X | Marble Look |
| 134 | PRISM | Concrete Look |

120x240 

| | | |
|-----|-------------------|---------------|
| 80 | BOOST | Concrete Look |
| 216 | BOOST ICOR | Stone Look |
| 224 | BOOST MINERAL | Stone Look |
| 126 | BOOST PRO | Concrete Look |
| 144 | MARVEL | Marble Look |
| 152 | MARVEL DIVA | Marble Look |
| 160 | MARVEL DREAM | Marble Look |
| 170 | MARVEL MERAVIGLIA | Marble Look |
| 180 | MARVEL ONYX | Marble Look |
| 184 | MARVEL SHINE | Marble Look |
| 196 | MARVEL STONE | Marble Look |
| 202 | MARVEL TRAVERTINE | Marble Look |
| 208 | MARVEL X | Marble Look |

120x120 

| | | |
|-----|-------------------|---------------|
| 80 | BOOST | Concrete Look |
| 88 | BOOST BALANCE | Concrete Look |
| 104 | BOOST EXPRESSION | Concrete Look |
| 216 | BOOST ICOR | Stone Look |
| 224 | BOOST MINERAL | Stone Look |
| 232 | BOOST MIX | Stone Look |
| 112 | BOOST NATURAL | Concrete Look |
| 120 | BOOST NATURAL PRO | Concrete Look |
| 126 | BOOST PRO | Concrete Look |
| 236 | BOOST STONE | Stone Look |
| 248 | LIMS | Stone Look |
| 280 | LOG | Wood Look |
| 144 | MARVEL | Marble Look |
| 152 | MARVEL DIVA | Marble Look |
| 160 | MARVEL DREAM | Marble Look |
| 164 | MARVEL GALA | Marble Look |
| 170 | MARVEL MERAVIGLIA | Marble Look |
| 180 | MARVEL ONYX | Marble Look |
| 184 | MARVEL SHINE | Marble Look |
| 196 | MARVEL STONE | Marble Look |
| 202 | MARVEL TRAVERTINE | Marble Look |
| 208 | MARVEL X | Marble Look |
| 134 | PRISM | Concrete Look |

75x150 

| | | |
|-----|-------------------|---------------|
| 80 | BOOST | Concrete Look |
| 216 | BOOST ICOR | Stone Look |
| 224 | BOOST MINERAL | Stone Look |
| 126 | BOOST PRO | Concrete Look |
| 242 | BRAVE | Stone Look |
| 248 | LIMS | Stone Look |
| 144 | MARVEL | Marble Look |
| 160 | MARVEL DREAM | Marble Look |
| 170 | MARVEL MERAVIGLIA | Marble Look |
| 184 | MARVEL SHINE | Marble Look |
| 196 | MARVEL STONE | Marble Look |
| 208 | MARVEL X | Marble Look |

80x80 

| | | |
|-----|-------------------|---------------|
| 80 | BOOST | Concrete Look |
| 88 | BOOST BALANCE | Concrete Look |
| 104 | BOOST EXPRESSION | Concrete Look |
| 216 | BOOST ICOR | Stone Look |
| 112 | BOOST NATURAL | Concrete Look |
| 120 | BOOST NATURAL PRO | Concrete Look |
| 126 | BOOST PRO | Concrete Look |
| 236 | BOOST STONE | Stone Look |

60x120 


| | | |
|-----|-------------------|---------------|
| 80 | BOOST | Concrete Look |
| 88 | BOOST BALANCE | Concrete Look |
| 104 | BOOST EXPRESSION | Concrete Look |
| 216 | BOOST ICOR | Stone Look |
| 224 | BOOST MINERAL | Stone Look |
| 232 | BOOST MIX | Stone Look |
| 112 | BOOST NATURAL | Concrete Look |
| 120 | BOOST NATURAL PRO | Concrete Look |
| 126 | BOOST PRO | Concrete Look |
| 236 | BOOST STONE | Stone Look |
| 144 | MARVEL | Marble Look |
| 152 | MARVEL DIVA | Marble Look |
| 160 | MARVEL DREAM | Marble Look |
| 164 | MARVEL GALA | Marble Look |
| 170 | MARVEL MERAVIGLIA | Marble Look |
| 180 | MARVEL ONYX | Marble Look |
| 184 | MARVEL SHINE | Marble Look |
| 196 | MARVEL STONE | Marble Look |
| 202 | MARVEL TRAVERTINE | Marble Look |
| 208 | MARVEL X | Marble Look |
| 254 | NORDE | Stone Look |
| 134 | PRISM | Concrete Look |

60x60 

| | | |
|-----|-------------------|---------------|
| 80 | BOOST | Concrete Look |
| 88 | BOOST BALANCE | Concrete Look |
| 104 | BOOST EXPRESSION | Concrete Look |
| 216 | BOOST ICOR | Stone Look |
| 224 | BOOST MINERAL | Stone Look |
| 232 | BOOST MIX | Stone Look |
| 112 | BOOST NATURAL | Concrete Look |
| 120 | BOOST NATURAL PRO | Concrete Look |
| 126 | BOOST PRO | Concrete Look |
| 236 | BOOST STONE | Stone Look |
| 242 | BRAVE | Stone Look |
| 280 | LOG | Wood Look |
| 144 | MARVEL | Marble Look |
| 168 | MARVEL GEMS | Marble Look |
| 170 | MARVEL MERAVIGLIA | Marble Look |
| 180 | MARVEL ONYX | Marble Look |
| 184 | MARVEL SHINE | Marble Look |
| 196 | MARVEL STONE | Marble Look |
| 202 | MARVEL TRAVERTINE | Marble Look |
| 208 | MARVEL X | Marble Look |
| 254 | NORDE | Stone Look |
| 134 | PRISM | Concrete Look |

30x60 

| | | |
|-----|-------------------|---------------|
| 80 | BOOST | Concrete Look |
| 88 | BOOST BALANCE | Concrete Look |
| 104 | BOOST EXPRESSION | Concrete Look |
| 216 | BOOST ICOR | Stone Look |
| 224 | BOOST MINERAL | Stone Look |
| 232 | BOOST MIX | Stone Look |
| 112 | BOOST NATURAL | Concrete Look |
| 120 | BOOST NATURAL PRO | Concrete Look |
| 126 | BOOST PRO | Concrete Look |
| 236 | BOOST STONE | Stone Look |
| 242 | BRAVE | Stone Look |
| 144 | MARVEL | Marble Look |
| 170 | MARVEL MERAVIGLIA | Marble Look |
| 184 | MARVEL SHINE | Marble Look |
| 196 | MARVEL STONE | Marble Look |
| 202 | MARVEL TRAVERTINE | Marble Look |
| 208 | MARVEL X | Marble Look |
| 254 | NORDE | Stone Look |
| 134 | PRISM | Concrete Look |

25x150 

| | | |
|-----|----------|-----------|
| 270 | ETIC PRO | Wood Look |
|-----|----------|-----------|

18,5x150 

| | | |
|-----|------------|-----------|
| 264 | ENTICE | Wood Look |
| 272 | EXENCE | Wood Look |
| 276 | HEARTWOOD | Wood Look |
| 280 | LOG | Wood Look |
| 288 | LOG CANSEI | Wood Look |

20x180 


| | | |
|-----|-----|-----------|
| 280 | LOG | Wood Look |
|-----|-----|-----------|

20x120 

| | | |
|-----|------------|-----------|
| 264 | ENTICE | Wood Look |
| 272 | EXENCE | Wood Look |
| 276 | HEARTWOOD | Wood Look |
| 280 | LOG | Wood Look |
| 288 | LOG CANSEI | Wood Look |


22,5x90 


| | | |
|-----|----------|-----------|
| 262 | AXI | Wood Look |
| 268 | ETIC | Wood Look |
| 270 | ETIC PRO | Wood Look |

PRODUCT FINDER 

ALPHABETICAL INDEX
LOOK INDEX

PORCELAIN TILES SIZE INDEX
OUTDOOR TILES SIZE INDEX
WALL TILES SIZES INDEX

SURFACE RANGE 


COMPANY 


COLLECTIONS 

LARGE SIZES 


SLABS FOR COUNTERTOPS & FURNITURE 

FURNITURE 


FACADES 

TECHNICAL SPECIFICATIONS 

Outdoor Size Index

120x120 

| | | | |
|-----|-------------------|---------|---------------|
| 80 | BOOST | 9/20 mm | Concrete Look |
| 88 | BOOST BALANCE | 9/20 mm | Concrete Look |
| 104 | BOOST EXPRESSION | 9/20 mm | Concrete Look |
| 216 | BOOST ICOR | 20 mm | Stone Look |
| 224 | BOOST MINERAL | 20 mm | Stone Look |
| 232 | BOOST MIX | 20 mm | Stone Look |
| 112 | BOOST NATURAL | 9/20 mm | Concrete Look |
| 120 | BOOST NATURAL PRO | 9/20 mm | Concrete Look |
| 126 | BOOST PRO | 9/20 mm | Concrete Look |
| 236 | BOOST STONE | 20 mm | Stone Look |
| 134 | PRISM | 9/20 mm | Concrete Look |

60x120 

| | | | |
|-----|-------------------|---------|---------------|
| 80 | BOOST | 20 mm | Concrete Look |
| 88 | BOOST BALANCE | 9/20 mm | Concrete Look |
| 104 | BOOST EXPRESSION | 9/20 mm | Concrete Look |
| 216 | BOOST ICOR | 9/20 mm | Stone Look |
| 224 | BOOST MINERAL | 9/20 mm | Stone Look |
| 232 | BOOST MIX | 20 mm | Stone Look |
| 112 | BOOST NATURAL | 9 mm | Concrete Look |
| 120 | BOOST NATURAL PRO | 9/20 mm | Concrete Look |
| 126 | BOOST PRO | 20 mm | Concrete Look |
| 236 | BOOST STONE | 9/20 mm | Stone Look |
| 242 | BRAVE | 20 mm | Stone Look |
| 248 | LIMS | 20 mm | Stone Look |
| 280 | LOG | 20 mm | Wood Look |
| 170 | MARVEL MERAVIGLIA | 20 mm | Marble Look |
| 202 | MARVEL TRAVERTINE | 9/20 mm | Marble Look |
| 208 | MARVEL X | 20 mm | Marble Look |
| 254 | NORDE | 9/20 mm | Stone Look |

80x80 


| | | | |
|-----|------------------|-------|---------------|
| 80 | BOOST | 20 mm | Concrete Look |
| 104 | BOOST EXPRESSION | 20 mm | Concrete Look |
| 216 | BOOST ICOR | 20 mm | Stone Look |
| 126 | BOOST PRO | 20 mm | Concrete Look |
| 254 | NORDE | 20 mm | Stone Look |
| 134 | PRISM | 20 mm | Concrete Look |

60x90 

| | | | |
|-----|---------------|-------|------------|
| 224 | BOOST MINERAL | 20 mm | Stone Look |
| 254 | NORDE | 20 mm | Stone Look |

60x60 


| | | | |
|-----|-------------------|---------|---------------|
| 80 | BOOST | 20 mm | Concrete Look |
| 88 | BOOST BALANCE | 20 mm | Concrete Look |
| 104 | BOOST EXPRESSION | 20 mm | Concrete Look |
| 216 | BOOST ICOR | 20 mm | Stone Look |
| 224 | BOOST MINERAL | 9/20 mm | Stone Look |
| 232 | BOOST MIX | 20 mm | Stone Look |
| 112 | BOOST NATURAL | 20 mm | Concrete Look |
| 120 | BOOST NATURAL PRO | 20 mm | Concrete Look |
| 126 | BOOST PRO | 20 mm | Concrete Look |
| 236 | BOOST STONE | 20 mm | Stone Look |
| 242 | BRAVE | 20 mm | Stone Look |
| 248 | LIMS | 20 mm | Stone Look |
| 254 | NORDE | 20 mm | Stone Look |

30x60 


| | | | |
|-----|-------------|------|------------|
| 242 | BRAVE | 9 mm | Stone Look |
| 216 | BOOST ICOR | 9 mm | Stone Look |
| 232 | BOOST MIX | 9 mm | Stone Look |
| 236 | BOOST STONE | 9 mm | Stone Look |
| 254 | NORDE | 9 mm | Stone Look |

18,5x150 

| | | | |
|-----|--------|------|-----------|
| 272 | EXENCE | 9 mm | Wood Look |
|-----|--------|------|-----------|

30x120 

| | | | |
|-----|----------|-------|-----------|
| 264 | ENTICE | 20 mm | Wood Look |
| 270 | ETIC PRO | 20 mm | Wood Look |
| 272 | EXENCE | 20 mm | Wood Look |
| 280 | LOG | 20 mm | Wood Look |


20x120 

| | | | |
|-----|------------|------|-----------|
| 264 | ENTICE | 9 mm | Wood Look |
| 280 | LOG | 9 mm | Wood Look |
| 288 | LOG CANSEI | 9 mm | Wood Look |


22,5x90 

| | | | |
|-----|----------|------|-----------|
| 270 | ETIC PRO | 9 mm | Wood Look |
|-----|----------|------|-----------|

Wall Tiles Size Index

50x120 

| | | |
|-----|-------------------|---------------|
| 70 | 3D WALL DESIGN | |
| 74 | 3D WALL PLASTER | |
| 148 | MARVEL 3D | Marble Look |
| 76 | APLOMB | Concrete Look |
| 96 | BOOST COLOR | Concrete Look |
| 110 | BOOST EXPRESSION | Concrete Look |
| 223 | BOOST ICOR | Stone Look |
| 118 | BOOST NATURAL | Concrete Look |
| 124 | BOOST NATURAL PRO | Concrete Look |
| 287 | LOG | Wood Look |
| 145 | MARVEL | Marble Look |
| 158 | MARVEL DIVA | Marble Look |
| 194 | MARVEL SHINE | Marble Look |
| 140 | PRISM | Concrete Look |

40x80 

| | | |
|-----|----------------|---------------|
| 66 | 3D WALL CARVE | |
| 70 | 3D WALL DESIGN | |
| 86 | BOOST | Concrete Look |
| 132 | BOOST PRO | Concrete Look |
| 247 | BRAVE | Stone Look |
| 252 | LIMS | Stone Look |
| 145 | MARVEL | Marble Look |
| 194 | MARVEL SHINE | Marble Look |













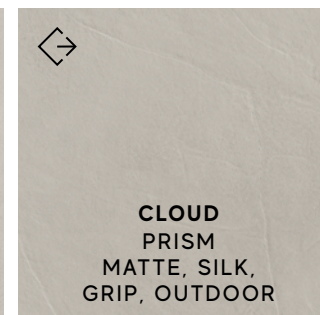

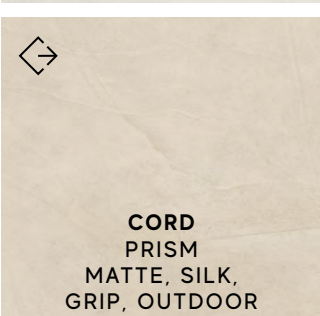










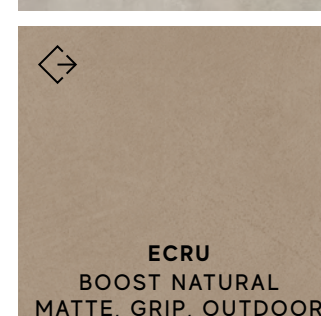



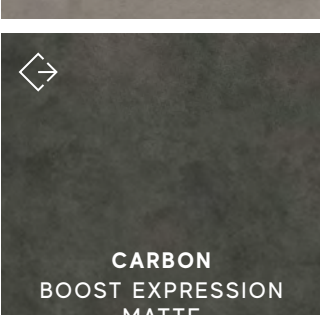




30,5x56 

| | | |
|-----|----------------|-------------|
| 70 | 3D WALL DESIGN | |
| 145 | MARVEL | Marble Look |



Porcelain Tiles Concrete & Resin Look

Porcelain Tiles — CONCRETE & RESIN LOOK

| | | | | | | | | | |
|---|---|---|---|--|---|---|---|--|---|
|  FROG PURE BOOST COLOR MATTE |  GLOW BOOST EXPRESSION MATTE, GRIP |  PURE BOOST BALANCE MATTE, VELVET, GRIP |  SALT BOOST NATURAL PRO MATTE, VELVET, GRIP |  COTTON PRISM MATTE, SILK |  SHELL BOOST EXPRESSION MATTE, GRIP, OUTDOOR |  IVORY BOOST BALANCE MATTE, VELVET, GRIP |  IVORY BOOST PRO MATTE, GRIP |  WHITE BOOST MATTE, GRIP, OUTDOOR |  ICE BOOST EXPRESSION MATTE, GRIP, OUTDOOR |
|  MOON BOOST BALANCE MATTE, VELVET, GRIP |  WHITE BOOST BALANCE MATTE, VELVET, GRIP, OUTDOOR |  HAZE BOOST EXPRESSION MATTE, GRIP, OUTDOOR |  CINDER BOOST NATURAL PRO MATTE, VELVET, GRIP, OUTDOOR |  DOVE BOOST NATURAL PRO MATTE, VELVET, GRIP |  PEARL BOOST BALANCE MATTE, VELVET, GRIP, OUTDOOR |  CLOUD PRISM MATTE, SILK, GRIP, OUTDOOR |  KAOLIN BOOST NATURAL MATTE, GRIP, OUTDOOR |  CAMEL BOOST EXPRESSION MATTE, GRIP |  OAT BOOST NATURAL PRO MATTE, VELVET, GRIP, OUTDOOR |
|  CORD PRISM MATTE, SILK, GRIP, OUTDOOR |  CREAM BOOST BALANCE MATTE, VELVET, GRIP |  TAN BOOST EXPRESSION MATTE, GRIP |  CREAM BOOST PRO MATTE, GRIP, OUTDOOR |  ASH BOOST BALANCE MATTE, VELVET, GRIP, OUTDOOR |  PEARL BOOST MATTE, GRIP |  GREY BOOST BALANCE MATTE, VELVET, GRIP, OUTDOOR |  GREY BOOST MATTE, GRIP, OUTDOOR |  FOG PRISM MATTE, SILK, GRIP, OUTDOOR |  SMOKE BOOST BALANCE MATTE, VELVET, GRIP |
|  SMOKE BOOST MATTE, GRIP, OUTDOOR |  SAND BOOST NATURAL PRO MATTE, VELVET, GRIP |  ASH BOOST NATURAL MATTE, GRIP, OUTDOOR |  CLAY BOOST PRO MATTE, GRIP, OUTDOOR |  CORAL BOOST NATURAL MATTE |  ECRU BOOST NATURAL MATTE, GRIP, OUTDOOR |  SUEDE PRISM MATTE, SILK, GRIP, OUTDOOR |  TAUPE BOOST PRO MATTE, GRIP, OUTDOOR |  COAL BOOST NATURAL MATTE, GRIP |  TARMAC BOOST BALANCE MATTE, VELVET, GRIP |
|  CARBON BOOST EXPRESSION MATTE |  TARMAC BOOST MATTE, GRIP, OUTDOOR |  GRAPHITE PRISM MATTE, SILK |  TOBACCO BOOST PRO MATTE |  UMBER BOOST NATURAL MATTE, GRIP |  SALIX BOOST COLOR MATTE |  MAUVE BOOST COLOR MATTE |  BLOOM PRISM MATTE |  GRAPE PRISM MATTE |  CARAMEL PRISM MATTE |

Porcelain Tiles — CONCRETE & RESIN LOOK

INDEX



PRODUCT
FINDER



SURFACE
RANGE



PORCELAIN TILES
WALL TILES

COMPANY



COLLECTIONS



LARGE SIZES



SLABS FOR
COUNTERTOPS
& FURNITURE



BATHROOM
FURNITURE
& TABLES

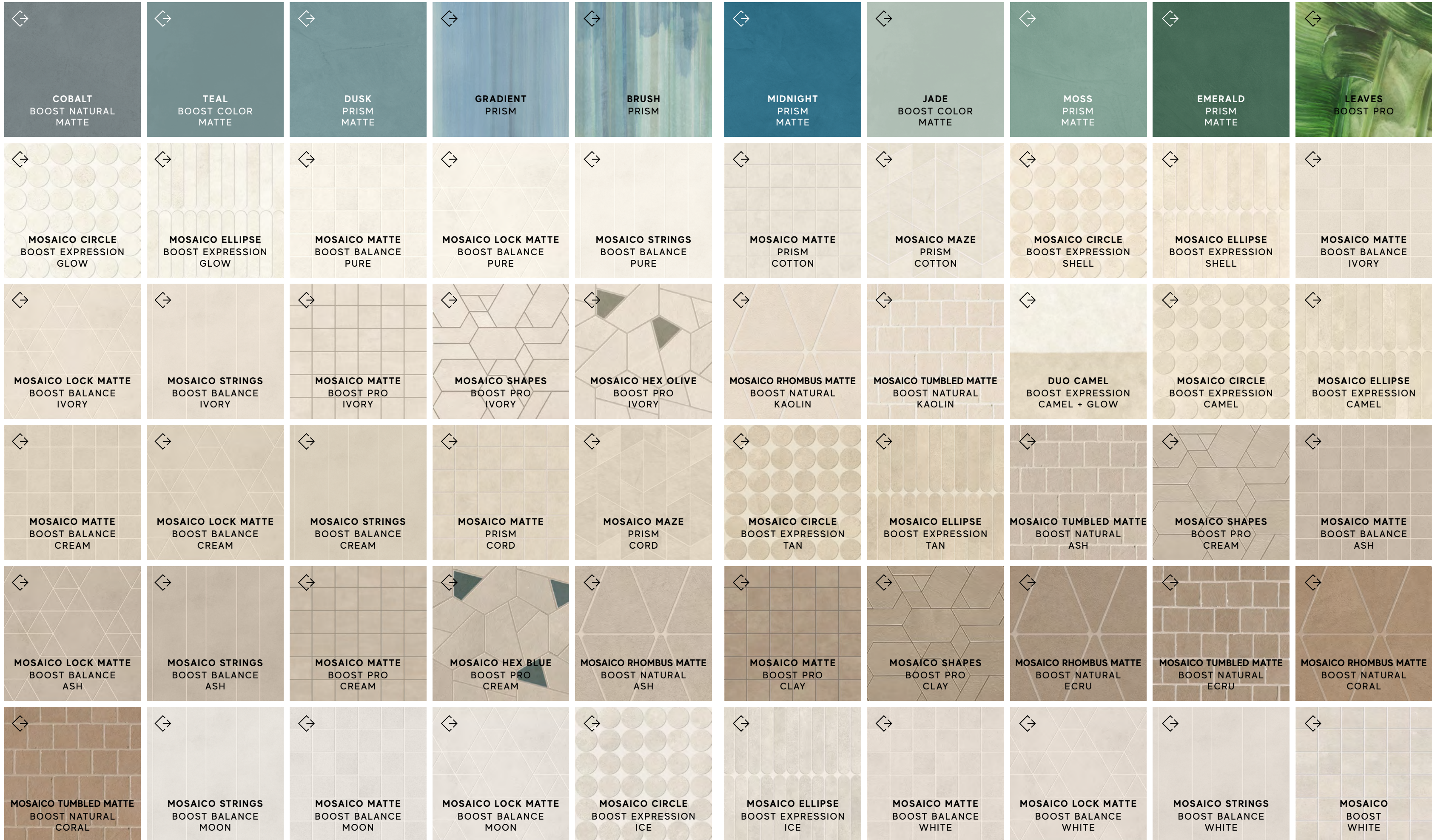


FACADES



TECHNICAL
SPECIFICATIONS





Porcelain Tiles — CONCRETE & RESIN LOOK

Porcelain Tiles — CONCRETE & RESIN LOOK

INDEX ☰

PRODUCT
FINDER >

SURFACE
RANGE >

PORCELAIN TILES
WALL TILES

COMPANY >

COLLECTIONS >


LARGE SIZES >

SLABS FOR
COUNTERTOPS
& FURNITURE >

BATHROOM
FURNITURE
& TABLES >

FACADES >

TECHNICAL
SPECIFICATIONS >



Porcelain Tiles — CONCRETE & RESIN LOOK

Porcelain Tiles — CONCRETE & RESIN LOOK

INDEX



PRODUCT FINDER



SURFACE RANGE



PORCELAIN TILES
WALL TILES

COMPANY



COLLECTIONS



LARGE SIZES



SLABS FOR COUNTERTOPS & FURNITURE



BATHROOM FURNITURE & TABLES



FACADES



TECHNICAL SPECIFICATIONS



Porcelain Tiles Marble Look



Porcelain Tiles — MARBLE LOOK

Porcelain Tiles — MARBLE LOOK

INDEX



PRODUCT
FINDER



SURFACE
RANGE



PORCELAIN TILES
WALL TILES

COMPANY



COLLECTIONS



LARGE SIZES



SLABS FOR
COUNTERTOPS
& FURNITURE



BATHROOM
FURNITURE
& TABLES




FACADES



TECHNICAL
SPECIFICATIONS





Porcelain Tiles — MARBLE LOOK

Porcelain Tiles — MARBLE LOOK

- INDEX ≡

- PRODUCT FINDER >
- SURFACE RANGE** >
- PORCELAIN TILES
- WALL TILES**

- COMPANY >

- COLLECTIONS >

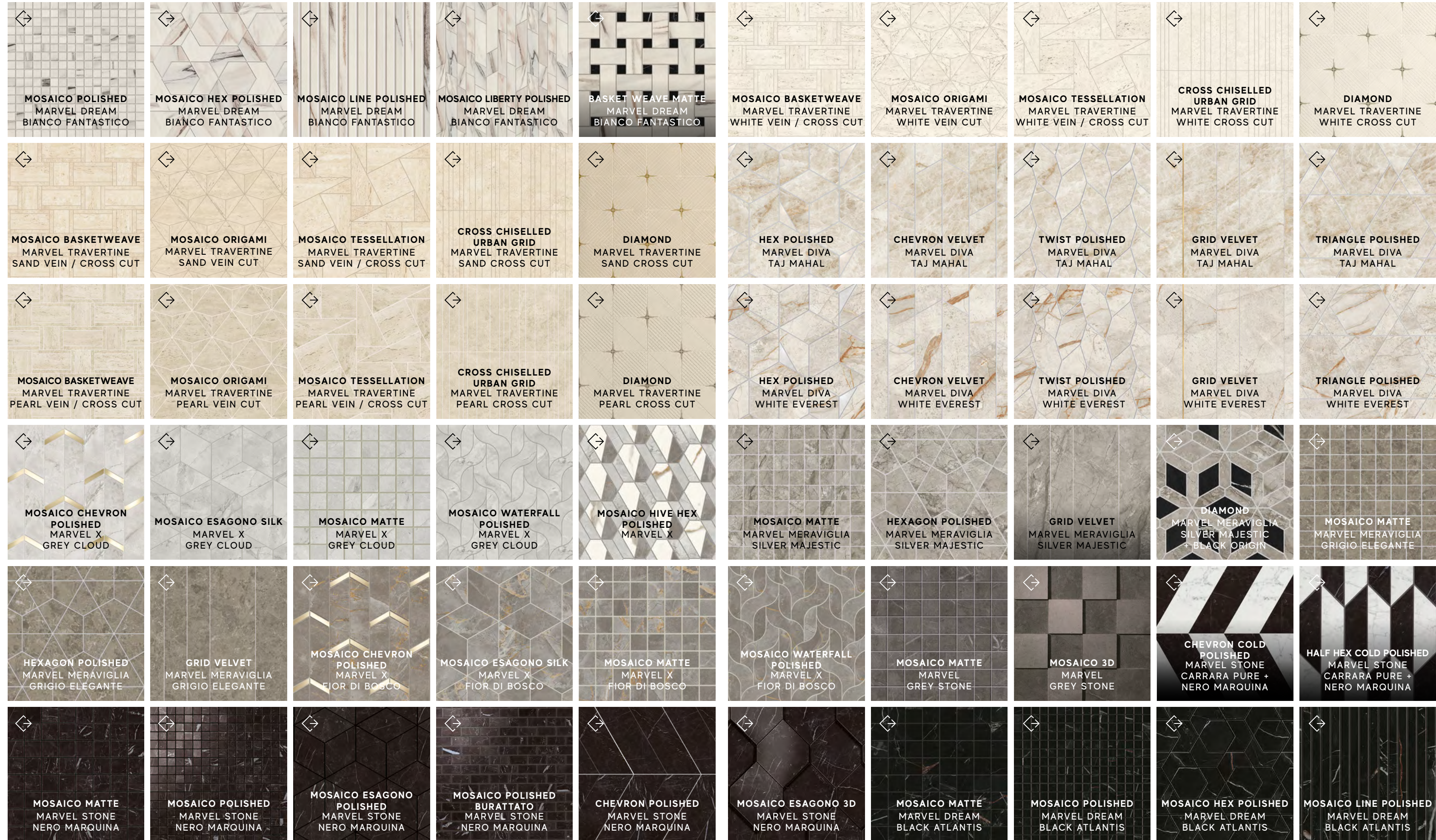
- LARGE SIZES >

- SLABS FOR COUNTERTOPS & FURNITURE >

- BATHROOM FURNITURE & TABLES >

- FACADES >

- TECHNICAL SPECIFICATIONS >



INDEX



PRODUCT
FINDER



SURFACE
RANGE



PORCELAIN TILES
WALL TILES

COMPANY



COLLECTIONS



LARGE SIZES



SLABS FOR
COUNTERTOPS
& FURNITURE



BATHROOM
FURNITURE
& TABLES



FACADES



TECHNICAL
SPECIFICATIONS






Porcelain Tiles Stone Look

Porcelain Tiles — MARBLE & STONE LOOK



Porcelain Tiles — MARBLE & STONE LOOK

- INDEX
- PRODUCT FINDER
- SURFACE RANGE**
- PORCELAIN TILES
- WALL TILES
- COMPANY
- COLLECTIONS
- LARGE SIZES
- SLABS FOR COUNTERTOPS & FURNITURE
- BATHROOM FURNITURE & TABLES
- FACADES
- TECHNICAL SPECIFICATIONS



Porcelain Tiles — STONE LOOK

Porcelain Tiles — STONE LOOK

INDEX

PRODUCT FINDER

SURFACE RANGE

PORCELAIN TILES
WALL TILES

COMPANY

COLLECTIONS


LARGE SIZES

SLABS FOR COUNTERTOPS & FURNITURE

BATHROOM FURNITURE & TABLES

FACADES

TECHNICAL SPECIFICATIONS



Porcelain Tiles — STONE LOOK

Porcelain Tiles — STONE LOOK

INDEX



PRODUCT FINDER



SURFACE RANGE



PORCELAIN TILES
WALL TILES

COMPANY



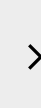
COLLECTIONS



LARGE SIZES



SLABS FOR COUNTERTOPS & FURNITURE



BATHROOM FURNITURE & TABLES




FACADES



TECHNICAL SPECIFICATIONS



Porcelain Tiles Wood Look



Porcelain Tiles — WOOD LOOK

Porcelain Tiles — WOOD LOOK

INDEX



PRODUCT
FINDER



SURFACE
RANGE



PORCELAIN TILES
WALL TILES

COMPANY



COLLECTIONS



LARGE SIZES



SLABS FOR
COUNTERTOPS
& FURNITURE



BATHROOM
FURNITURE
& TABLES




FACADES



TECHNICAL
SPECIFICATIONS








Wall Tiles

3D Wall




INDEX 


PRODUCT FINDER 


SURFACE RANGE 


PORCELAIN TILES
WALL TILES


COMPANY 


COLLECTIONS 

LARGE SIZES 

SLABS FOR COUNTERTOPS & FURNITURE 

BATHROOM FURNITURE & TABLES 

FACADES 


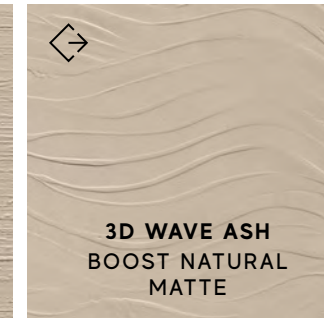
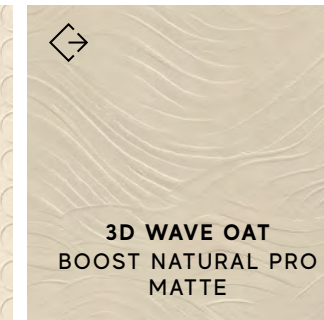
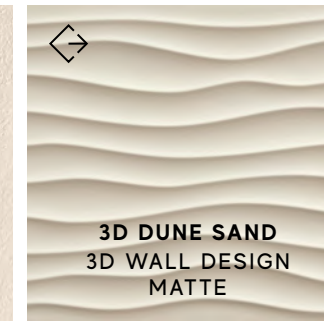
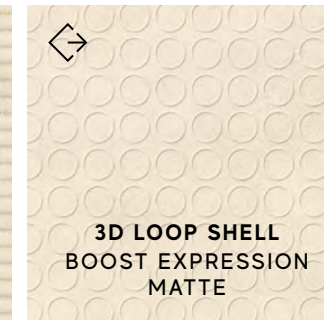
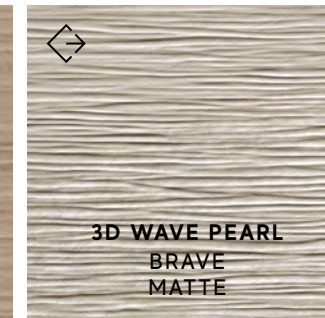
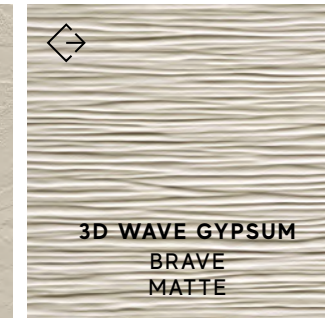
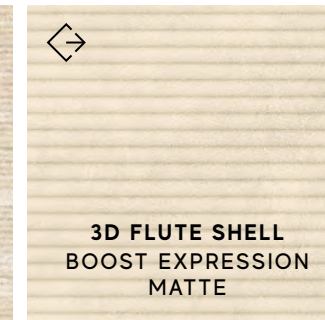
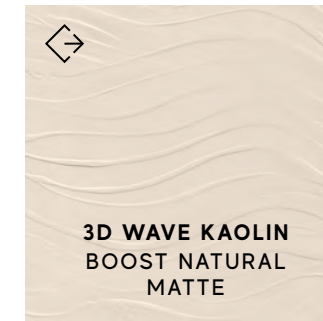
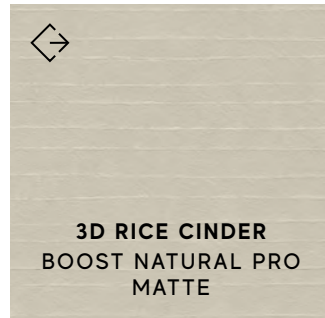
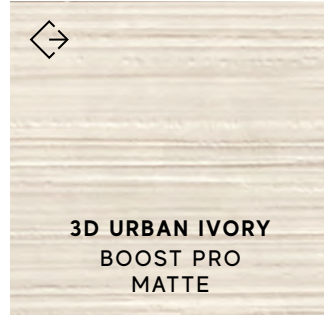
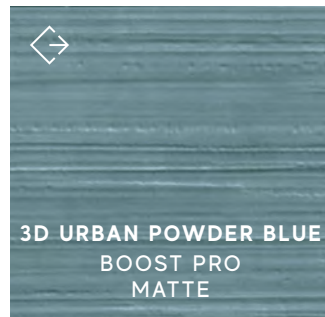
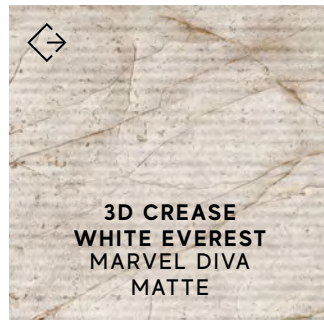
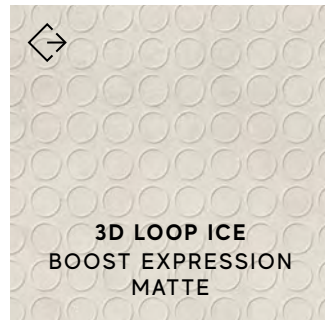
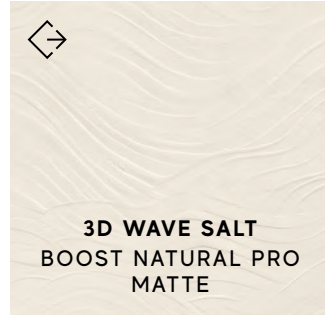
TECHNICAL SPECIFICATIONS 

Porcelain Tiles — WOOD LOOK
Wall Tiles — 3D WALL

Porcelain Tiles — WOOD LOOK
Wall Tiles — 3D WALL

Wall Tiles — 3D WALL

Wall Tiles — 3D WALL



INDEX



PRODUCT FINDER



SURFACE RANGE



PORCELAIN TILES
WALL TILES

COMPANY



COLLECTIONS



LARGE SIZES



SLABS FOR COUNTERTOPS & FURNITURE



BATHROOM FURNITURE & TABLES




FACADES



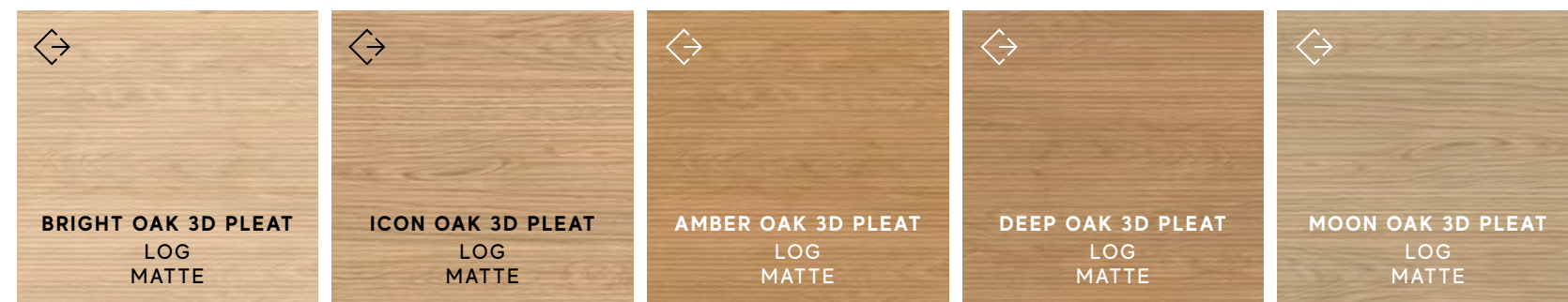
TECHNICAL SPECIFICATIONS



Wall Tiles Stone Look



Wall Tiles Wood Look



INDEX



PRODUCT
FINDER



SURFACE
RANGE



PORCELAIN TILES
WALL TILES

COMPANY



COLLECTIONS



LARGE SIZES



SLABS FOR
COUNTERTOPS
& FURNITURE



BATHROOM
FURNITURE
& TABLES



FACADES



TECHNICAL
SPECIFICATIONS



Wall Tiles Concrete Look



Wall Tiles — CONCRETE LOOK

Wall Tiles — CONCRETE LOOK

INDEX



PRODUCT
FINDER



SURFACE
RANGE



PORCELAIN TILES
WALL TILES

COMPANY



COLLECTIONS



LARGE SIZES



SLABS FOR
COUNTERTOPS
& FURNITURE



BATHROOM
FURNITURE
& TABLES

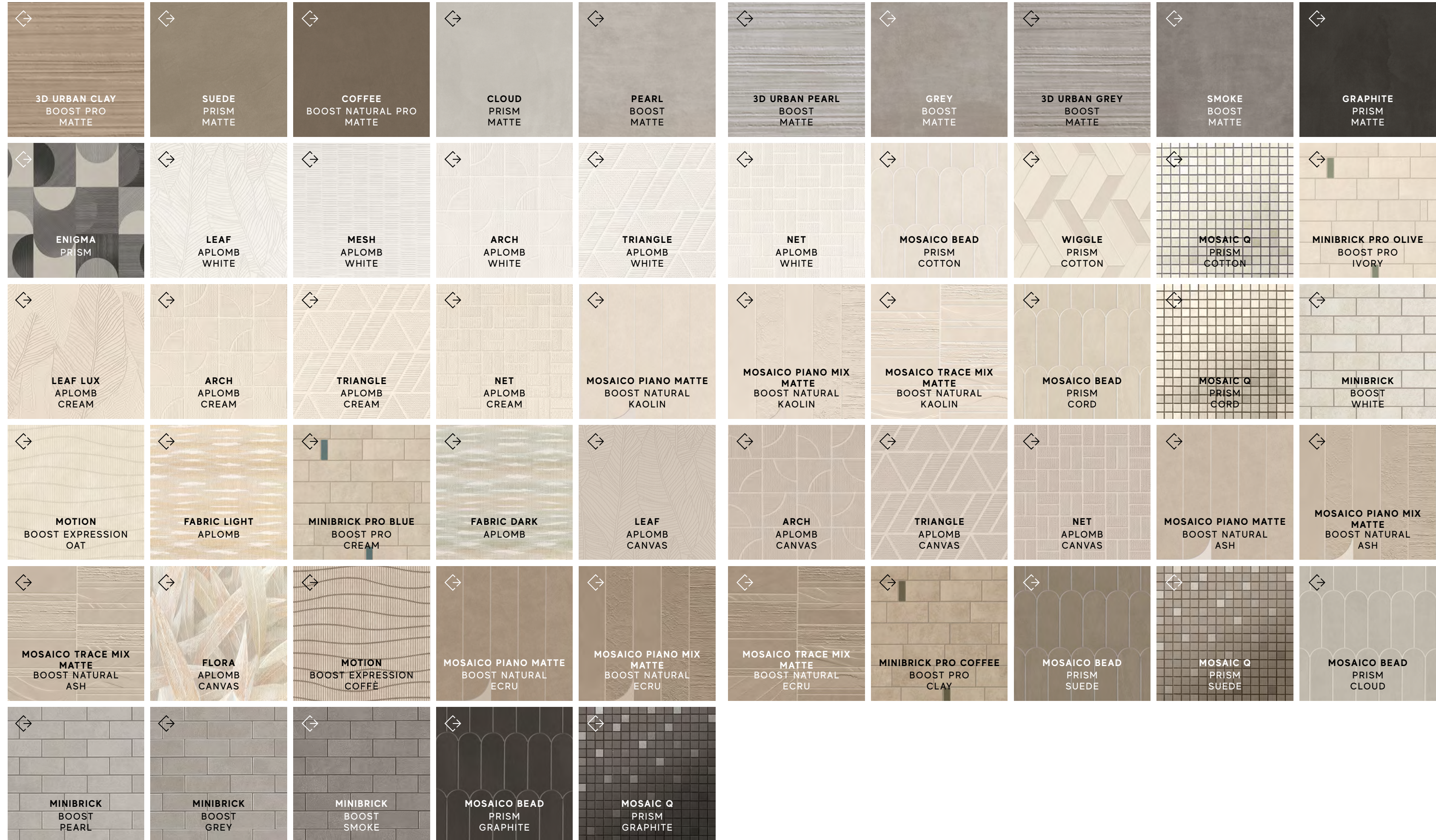


FACADES



TECHNICAL
SPECIFICATIONS





Wall Tiles — CONCRETE LOOK

Wall Tiles — CONCRETE LOOK

INDEX



PRODUCT FINDER



SURFACE RANGE



PORCELAIN TILES
WALL TILES

COMPANY



COLLECTIONS



LARGE SIZES



SLABS FOR COUNTERTOPS & FURNITURE



BATHROOM FURNITURE & TABLES




FACADES



TECHNICAL SPECIFICATIONS



Wall Tiles Marble Look



Wall Tiles — MARBLE LOOK

Wall Tiles — MARBLE LOOK

INDEX



PRODUCT FINDER



SURFACE RANGE



PORCELAIN TILES
WALL TILES

COMPANY



COLLECTIONS



LARGE SIZES



SLABS FOR COUNTERTOPS & FURNITURE



BATHROOM FURNITURE & TABLES



FACADES



TECHNICAL SPECIFICATIONS



Wall Tiles Color Look

Wall Tiles — COLOR LOOK



Wall Tiles — COLOR LOOK

INDEX

PRODUCT FINDER

SURFACE RANGE

PORCELAIN TILES
WALL TILES

COMPANY

COLLECTIONS

LARGE SIZES

SLABS FOR
COUNTERTOPS
& FURNITURE

BATHROOM
FURNITURE
& TABLES

FACADES

TECHNICAL
SPECIFICATIONS



Wall Tiles — COLOR LOOK

Wall Tiles — COLOR LOOK

INDEX

PRODUCT FINDER

SURFACE RANGE

PORCELAIN TILES
WALL TILES

COMPANY

COLLECTIONS

LARGE SIZES

SLABS FOR COUNTERTOPS & FURNITURE


BATHROOM FURNITURE & TABLES

FACADES

TECHNICAL SPECIFICATIONS

Company

- ↔ ABOUT US
- ↔ THREE BRANDS ONE SPACE
- ↔ WITH DESIGNERS, FOR DESIGNERS
- ↔ DESIGN AWARDS
- ↔ STUDIOS
- ↔ INTERNATIONAL LEADERSHIP
- ↔ TECHNOLOGIES
- ↔ RESPONSIBILITY AND CERTIFICATIONS
- ↔ PROJECTS

INDEX 

PRODUCT
FINDER >

SURFACE
RANGE >

COMPANY >

COLLECTIONS >

LARGE SIZES >

SLABS FOR
COUNTERTOPS
& FURNITURE >

BATHROOM
FURNITURE
& TABLES >

FACADES >

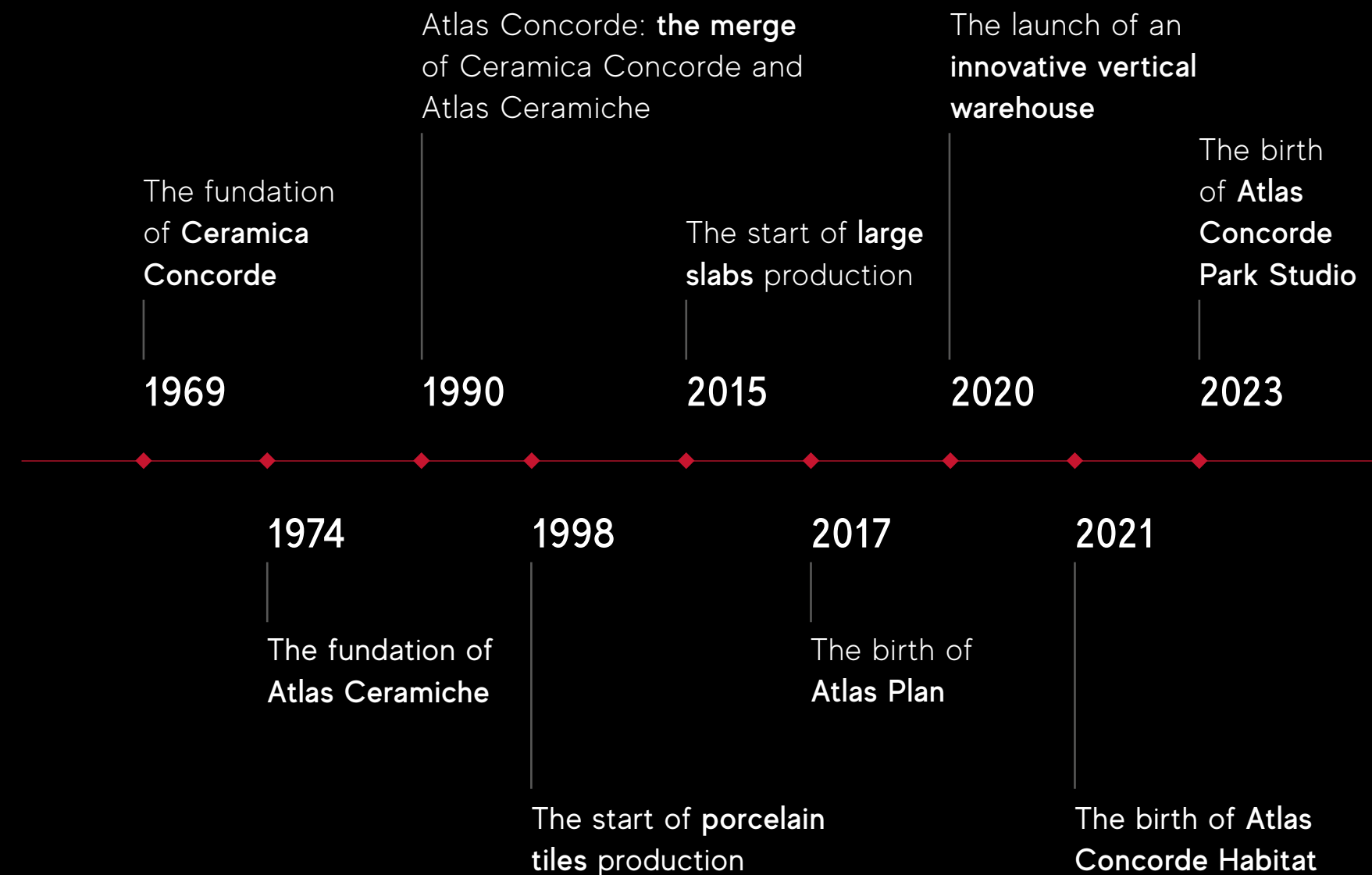
TECHNICAL
SPECIFICATIONS >

History

OUR MISSION
Modernizing spaces around the world through our elegant and refined style.

OUR VISION
Enriching spaces around the world with the beauty of Italian design.

OUR WAY
 Made to Excel: **being both high-performing and supportive** of individuals.



Three brands one space

Our product system is designed to create complete and coordinated spaces.



A system of indoor and outdoor surfaces: floors, walls and decors.



Large slabs for kitchen countertops, tables and for furnishings.



Furniture in combination with Atlas Concorde surfaces.



PRODUCT FINDER >

SURFACE RANGE >

COMPANY >

COLLECTIONS >

LARGE SIZES >

SLABS FOR COUNTERTOPS & FURNITURE >

BATHROOM FURNITURE & TABLES >

FACADES >

TECHNICAL SPECIFICATIONS >

With designers, for designers

We work with top international designers to create unique designs.

Designers

MATTEO BRIONI



MARIO FERRARINI



PIERO LISSONI



MATTIA PARMIGGIANI



**ARMANDO &
ELENA FERRIANI**



ELISA OSSINO



Architectural firms


**ZAHA HADID
ARCHITECTS**



**HIRSCH BEDNER
ASSOCIATES**



**ARCHEA
ASSOCIATI**



Design awards

Our products compete for top awards and international recognition.



Red Dot Design Award

One of the most prestigious awards in the design sector, with particular reference to the technology sector.

- 2023 - MARVEL TRAVERTINE DECORS
- 2023 - MARVEL GALA
- 2023 - MARVEL X-HAMMERED SURFACE
- 2022 - 3D WALL CARVE
- 2022 - BOOST NATURAL
- 2022 - DIALOGO
- 2022 - APLOMB



ADI Design Index

The yearbook held by the Associazione per il Disegno Industriale which each year identifies the best Italian design put into production.

- 2024 - MARVEL MERAVIGLIA DIAMOND POLISHED
- 2023 - SENSITECH SURFACE
- 2022 - 3D WALL CARVE



Studios

We have adopted a strategy of visibility in major international design hotspots, opening spaces that can support architects, interior designers and customers in their projects.



Atlas Concorde Park Studio



Atlas Concorde Studio Milano



Atlas Concorde Studio London



Atlas Concorde Studio Lione



Atlas Concorde Studio Dubai



Atlas Concorde Studio Nashville

INDEX



PRODUCT
FINDER



SURFACE
RANGE



COMPANY



COLLECTIONS



LARGE SIZES



SLABS FOR
COUNTERTOPS
& FURNITURE



BATHROOM
FURNITURE
& TABLES




FACADES



TECHNICAL
SPECIFICATIONS



INDEX 

PRODUCT FINDER >

SURFACE RANGE >

COMPANY >

COLLECTIONS >

LARGE SIZES >

SLABS FOR COUNTERTOPS & FURNITURE >

BATHROOM FURNITURE & TABLES >

FACADES >

TECHNICAL SPECIFICATIONS >

International leadership

HEADQUARTERS ATLAS CONCORDE PARK STUDIO

Fiorano Modenese, IT

6 STUDIOS

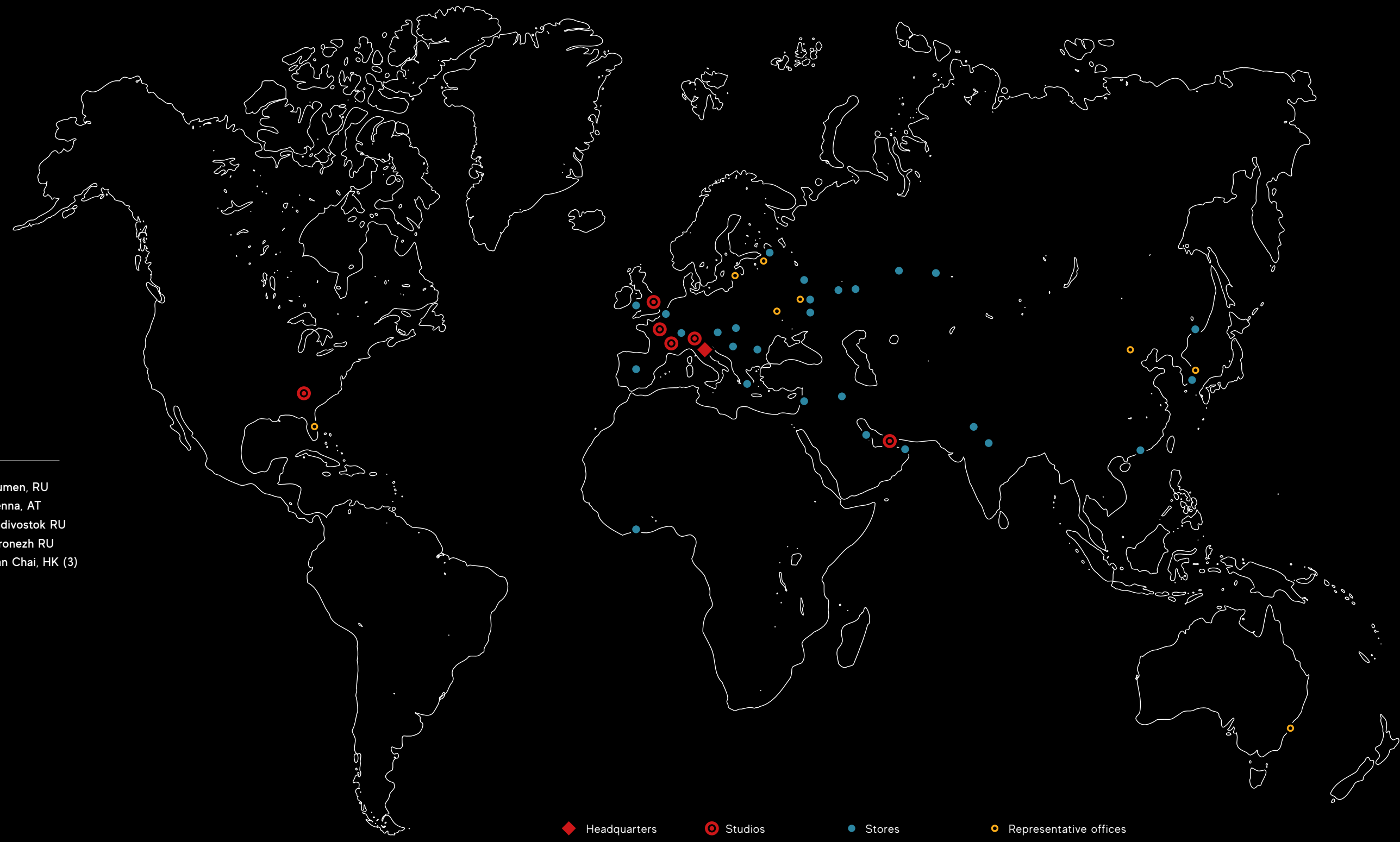
- Dubai, AE
- London, UK
- Lyon, FR
- Milan, IT
- Nashville, US
- Paris, FR

41 STORES

- | | | | |
|------------------|--------------|-------------------------|------------------|
| Aberystwyth, UK | Gurgaon, IN | Moscow, RU (10) | Tyumen, RU |
| Abidjan, CI | Kazan, RU | Muscat, OM | Vienna, AT |
| Athens, GR | Kostroma, RU | Nizhny Novgorod, RU (2) | Vladivostok RU |
| Baghdad, IQ | Lahore, PK | Oftringen, CH | Voronezh RU |
| Beirut, LB | Lille, FR | Petalang Jaya, MY | Wan Chai, HK (3) |
| Belgrade, RS | Lipetsk RU | St. Petersburg, RU | |
| Bucharest, RO | Madrid, ES | Seoul, KR | |
| Ekaterinburg, RU | Manama, BH | Tel Aviv, IL | |

8 REPRESENTATIVE OFFICES

- Beijing, CN
- Dania Beach, US
- Kiev, UA
- Moscow, RU
- Riga, LV
- St. Petersburg, RU
- Seoul, KR
- Sydney, AU



Technologies


Each of our patented technologies enhances technical and aesthetic qualities.

Sensitech

Sensitech is the high-tech surface, Europe patented, for indoor and outdoor settings created by Atlas Concorde Laboratories. The surface combines high slip resistance performance with tactile softness.

High slip resistance

Soft to the touch



Velvetech

Velvetech is the new technology with a patent filed in Europe, with silk-like reflections and a velvety soft hand. The naturalness of the surface is emphasised by areas of different opacity that contribute to the depth of the surface.

Medium reflection surface

Velvety soft hand



NATURA-VEIN™ TECH

Natura Vein Tech is Atlas Plan's technological innovation for marble-effect porcelain slabs with through vein.

Through vein





NATURA-BODY™ TECH


Natura Body Tech is Atlas Plan's technology to reproduce the aesthetics of natural stone both on the surface and in the body of the slab.


Full body slabs




INDEX 


PRODUCT FINDER 


SURFACE RANGE 


COMPANY 


COLLECTIONS 

LARGE SIZES 

SLABS FOR COUNTERTOPS & FURNITURE 

BATHROOM FURNITURE & TABLES 

FACADES 

TECHNICAL SPECIFICATIONS 

Responsibility

Our commitment for the environment.



Circularity

- 100% of cooked and raw waste recovered internally
- 90% recovered waste
- 100% water recovered for internal use
- 100% recyclable packaging materials

Environment, health and safety

- Advanced purification systems, which contribute to the containment of atmospheric emissions
- Reduction of CO₂ emissions due to automated vertical warehouse
- RTO system to reduce harmful emissions and odours
- 0% lead, cadmium, and other dangerous substances in products
- All Atlas Concorde surfaces do not release harmful levels of VOCs (Volatile Organic Compounds)

Reduction & self-production of energy

- Heat recoveries from industrial furnaces
- Efficient methane gas cogeneration plant
- 100% LED light
- Recovery of residual heat energy by tube heat exchangers
- Photovoltaic system producing over 4 GWh annually



For Atlas Concorde, being Made in Italy is not just a prestigious certification of style, design, and production excellence, but an identity that involves all aspects of its business. For this reason, we identify with the values expressed by Confindustria Ceramica's ethical code, which guarantee absolute compliance with labor regulations, and with the marks Made in Italy and Ceramics of Italy, which certify the quality of authentic Italian style.

Certifications

Ratings and memberships



Product certifications



Certification for buildings



Company certifications



Product declarations



Certifications for export to international markets*



* Valid certification for porcelain tile and wall tiles. - Certificazione valida per prodotti in gres porcellanato e rivestimenti.
 * Shipments can be made in accordance with national requirements anywhere in the world, even in markets with complex customs procedures such as Egypt, Morocco and Kurdistan, thanks to our active cooperation with accredited certification bodies in each country. - Possibilità di spedizioni conformi alle prescrizioni nazionali ovunque nel mondo, anche in mercati con procedure doganali complesse come Egitto, Marocco, Kurdistan, grazie alla collaborazione sempre attiva con gli enti di certificazione accreditati in ciascun paese. - Dank unserer aktiven Zusammenarbeit mit den akkreditierten Zertifizierungsstellen in den einzelnen Ländern können die Sendungen in Übereinstimmung mit den nationalen Anforderungen überall auf der Welt versandt werden, selbst auf Märkten mit komplexen Zollverfahren wie Ägypten, Marokko und Kurdistan. - Possibilità d'expéditions conformes aux prescriptions nationales partout dans le monde, même sur les marchés dont les procédures douanières sont complexes comme l'Égypte, le Maroc ou le Kurdistan, grâce à la collaboration toujours active avec les organismes de certification homologués dans chaque pays. - Se pueden realizar envíos según la normativa nacional a cualquier parte del mundo, incluso a mercados con procedimientos aduaneros complejos como Egipto, Marruecos o Kurdistan, gracias a la cooperación permanente con los organismos de certificación acreditados en cada país. - Компания имеет возможность осуществлять поставки в любую точку мира в соответствии с национальными требованиями, даже на рынках со сложными таможенными процедурами, таких как Египет, Марокко, Курдистан, благодаря неизменно активному сотрудничеству с аккредитованными органами сертификации в каждой стране.

¹⁾ Classificazione UPEC aggiornata al - Classement UPEC mis à jour au: 2025
²⁾ Si consiglia la consultazione della pagina - On vous conseille de vous connecter à: <https://database.cstb.fr/holderdetails?UId=ETB-2094&AppRef=QB32>
³⁾ Per ulteriori informazioni scrivere a - Pour tous renseignements complémentaires merci d'écrire à: france@atlasconcorde.it

INDEX

PRODUCT FINDER

SURFACE RANGE

COMPANY

COLLECTIONS

LARGE SIZES

SLABS FOR COUNTERTOPS & FURNITURE

BATHROOM FURNITURE & TABLES

FACADES

TECHNICAL SPECIFICATIONS

Projects

Our projects around the world.



Sky Pool, London, UK



Al Bayt Stadium, Al Khor, QA



Fendi Chateau Residences, Punta del Este, UY




Emeral Maldives Resort & Spa, MV



Children's Surgical Hospital, Entebbe, UG



Newton Station, Adelaide, AUS



Dubai Mall, Dubai, UAE



Ladybug Villa, Bodrum, TR



New Corman Headquarters, Milano, IT

INDEX



PRODUCT
FINDER



SURFACE
RANGE



COMPANY



COLLECTIONS



LARGE SIZES



SLABS FOR
COUNTERTOPS
& FURNITURE



BATHROOM
FURNITURE
& TABLES



FACADES



TECHNICAL
SPECIFICATIONS



Collections

3D Wall

- ↔ 3D WALL CARVE
- ↔ 3D WALL DESIGN
- ↔ 3D WALL PLASTER

In collaboration with **Piero Lissoni**

- ↔ MARVEL 3D

- ↔ APLOMB

Concrete & Resin look

- ↔ BOOST
- ↔ BOOST BALANCE
- ↔ BOOST COLOR
- ↔ BOOST EXPRESSION
- ↔ BOOST NATURAL
- ↔ BOOST NATURAL PRO
- ↔ BOOST PRO
- ↔ PRISM

In collaboration with **Piero Lissoni**

In collaboration with **Elisa Ossino**

In collaboration with **Matteo Brioni**

In collaboration with **Matteo Brioni**

In collaboration with **Piero Lissoni**

Marble Look

- ↔ MARVEL
- ↔ MARVEL 3D
- ↔ MARVEL DIVA
- ↔ MARVEL DREAM
- ↔ MARVEL GALA
- ↔ MARVEL GEMS
- ↔ MARVEL MERAVIGLIA
- ↔ MARVEL ONYX
- ↔ MARVEL SHINE

In collaboration with **Zaha Hadid Architects**

- ↔ MARVEL STONE
- ↔ MARVEL TRAVERTINE
- ↔ MARVEL X

In collaboration with **HBA**

Stone Look

- ↔ BOOST ICOR
- ↔ BOOST MINERAL
- ↔ BOOST MIX
- ↔ BOOST STONE
- ↔ BRAVE
- ↔ LIMS
- ↔ MARVEL TRAVERTINE
- ↔ NORDE

In collaboration with **HBA**

Wood Look

- ↔ AXI
- ↔ ENTICE
- ↔ ETIC
- ↔ ETIC PRO
- ↔ EXENCE
- ↔ HEARTWOOD
- ↔ LOG
- ↔ LOG CANSEI

INDEX



PRODUCT FINDER



SURFACE RANGE



COMPANY



COLLECTIONS



3D WALL
CONCRETE & RESIN LOOK
MARBLE LOOK
STONE LOOK
WOOD LOOK

LARGE SIZES



SLABS FOR COUNTERTOPS & FURNITURE



BATHROOM FURNITURE & TABLES



FACADES



TECHNICAL SPECIFICATIONS



3D Wall Carve



reddot winner 2022

3D Sign + 3D Squares:
Capsule Collection by
Piero Lissoni



Stone Inspiration.
Inspired by hand-carved stone.

Relief Definition.
Special glaze for ultra-high relief definition.

Design Surfaces.
Two 3D surfaces by Piero Lissoni.

Natural Colors.
Realistic stone effect in three modern, natural colors.



COLLECTION
CATALOG




VIDEO

Wall



3D SIGN + 3D SQUARES : DESIGN BY **PIERO LISSONI**



Wall Tiles RECTIFIED MONOCALIBER

| Sizes | Thickness | Surface finish |
|---|-----------|----------------|
| 40x80 cm - 15 ³ / ₄ "x31 ¹ / ₂ " | ± 8,5 mm | Matte |
| 3D WALL TILES 40x80 cm - 15 ³ / ₄ "x31 ¹ / ₂ " | ± 8,5 mm | Matte |

INDEX



PRODUCT
FINDER



SURFACE
RANGE



COMPANY



COLLECTIONS



3D WALL
CONCRETE & RESIN LOOK
MARBLE LOOK
STONE LOOK
WOOD LOOK

LARGE SIZES



SLABS FOR
COUNTERTOPS
& FURNITURE



BATHROOM
FURNITURE
& TABLES



FACADES



TECHNICAL
SPECIFICATIONS



3D Wall Carve

Wall Tiles

MATTE SURFACE



± 8,5 mm

40x80 cm - 15³/₄"x31¹/₂"

A57T 3D Wall Carve Field White

A57U 3D Wall Carve Field Pearl

A57V 3D Wall Carve Field Ivory



± 8,5 mm 3D WALL

40x80 cm - 15³/₄"x31¹/₂"

A57W 3D Wall Carve Sign White

A57X 3D Wall Carve Sign Pearl

A57Y 3D Wall Carve Sign Ivory

A57Z 3D Wall Carve Squares White

A57Ø 3D Wall Carve Squares Pearl

A571 3D Wall Carve Squares Ivory

A572 3D Wall Carve Chisel White

A573 3D Wall Carve Chisel Pearl

A574 3D Wall Carve Chisel Ivory

A575 3D Wall Carve Whittle White

A576 3D Wall Carve Whittle Pearl

A577 3D Wall Carve Whittle Ivory

A578 3D Wall Carve Leaf White

A58A 3D Wall Carve Leaf Pearl

A579 3D Wall Carve Leaf Ivory

TRIM TILES



14x40 cm - 5⁵/₈"x15³/₄"

A6OA 3D Wall Carve Field White Corner 40 *

A6OB 3D Wall Carve Field Pearl Corner 40 *

A6OC 3D Wall Carve Field Ivory Corner 40 *



1,4x1,4 cm - 5⁵/₈"x5⁵/₈"

A6OD 3D Wall Carve Field White Corner A.E. *

A6OE 3D Wall Carve Field Pearl Corner A.E. *

A6OF 3D Wall Carve Field Ivory Corner A.E. *



Wall



3D SIGN + 3D SQUARES : DESIGN BY PIERO LISSONI

* These parts are supplied to order - I pezzi sono disponibili su ordinazione - Les pièces sont disponibles sur commande - Die Teile sind auf Bestellung lieferbar - Las piezas se hacen por encargo - Изготавливаются на заказ

INDEX



PRODUCT FINDER



SURFACE RANGE



COMPANY



COLLECTIONS



- 3D WALL
- CONCRETE & RESIN LOOK
- MARBLE LOOK
- STONE LOOK
- WOOD LOOK

LARGE SIZES



SLABS FOR COUNTERTOPS & FURNITURE



BATHROOM FURNITURE & TABLES



FACADES



TECHNICAL SPECIFICATIONS



3D Wall Design



Outstanding relief.
Striking 3D surfaces with dramatic impact.

Soft Surface.
Ultra-smooth finish.

Modern Geometry.
Striking patterns shaped by light.

Vibrant contrasts.
Dynamic textures to create emotional spaces.



Wall



Wall Tiles RECTIFIED MONOCALIBER

| Sizes | Thickness | Surface finish |
|-------------------------------|-----------|----------------|
| 50x120 cm - 19 5/8" x 47 1/4" | ± 11 mm | Matte |
| 50x120 cm - 19 5/8" x 47 1/4" | ± 8,5 mm | Matte, Shiny |
| 40x80 cm - 15 3/4" x 31 1/2" | ± 10 mm | Matte |
| 40x80 cm - 15 3/4" x 31 1/2" | ± 8,5 mm | Matte, Shiny |
| 30,5x56 cm - 12" x 22" | ± 9,5 mm | Matte |
| 30,5x56 cm - 12" x 22" | ± 8,5 mm | Matte |

INDEX

PRODUCT FINDER

SURFACE RANGE

COMPANY

COLLECTIONS

3D WALL
CONCRETE & RESIN LOOK
MARBLE LOOK
STONE LOOK
WOOD LOOK

LARGE SIZES

SLABS FOR COUNTERTOPS & FURNITURE

BATHROOM FURNITURE & TABLES

FACADES

TECHNICAL SPECIFICATIONS


3D Wall Design

Wall Tiles




Wall

MATTE SURFACE



± 11 mm
50x120 cm - 19⁵/₈"x47¹/₄"
 A6BJ 3D Wall Design 3D Ultra Blade White ⁽²⁾



± 8,5 mm
50x120 cm - 19⁵/₈"x47¹/₄"
 A6BF 3D Wall Design Solid White



± 10 mm
40x80 cm - 15³/₄"x31¹/₂"
 8DMA 3D Wall Design 3D Angle White ⁽²⁾
 8DBW 3D Wall Design 3D Blade White ⁽²⁾
 8DDI 3D Wall Design 3D Diamond White ⁽²⁾
 8DUW 3D Wall Design 3D Dune White ⁽²⁾
 8DUS 3D Wall Design 3D Dune Sand ⁽²⁾
 8DMW 3D Wall Design 3D Wind White ⁽²⁾
 8SBW 3D Wall Design 3D Ribbon White ⁽²⁾
 8DSM 3D Wall Design 3D Twist Sage ⁽²⁾



± 8,5 mm
40x80 cm - 15³/₄"x31¹/₂"
 8DSO 3D Wall Design Solid White
 8DSA 3D Wall Design Solid Sand



± 9,5 mm
30,5x56 cm - 12"x22"
 9D5B 3D Wall Design 3D Ultra Blade White ⁽²⁾
 9D5W 3D Wall Design 3D Wave White ⁽²⁾



± 8,5 mm
30,5x56 cm - 12"x22"
 9D5S 3D Wall Design Solid White

SHINY SURFACE



± 8,5 mm
50x120 cm - 19⁵/₈"x47¹/₄"
 A6BG 3D Wall Design Solid White Glossy



± 8,5 mm
40x80 cm - 15³/₄"x31¹/₂"
 8DSL 3D Wall Design Solid White Glossy

TRIM TILES



LD8W Spigolo 8,5mm White
 0,8x20 cm - ³/₈"x7¹/₈"



A8DW Spigolo 8,5mm White A.E.
 0,8x0,8 cm - ³/₈"x³/₈"



LDWM Spigolo 10mm White * ⁽¹⁾
 1x20 cm - ³/₈"x7¹/₈"



LDWG Spigolo 10mm White Glossy * ⁽¹⁾
 1x20 cm - ³/₈"x7¹/₈"




LDAM Spigolo 10mm Sand * ⁽¹⁾
 1x20 cm - ³/₈"x7¹/₈"



LDNM Spigolo 10mm Night * ⁽¹⁾
 1x20 cm - ³/₈"x7¹/₈"

DECOR RANGE



9DSM 3D Wall Design Solid White Mosaic
 30,5x30,5 cm - 12"x12"



SOLID WHITE MATTE



SOLID WHITE GLOSSY



SOLID SAND MATTE




3D WIND WHITE MATTE



3D RIBBON WHITE MATTE



3D DUNE WHITE MATTE



3D DUNE SAND MATTE




3D ULTRA BLADE WHITE MATTE




3D BLADE WHITE MATTE



3D ANGLE WHITE MATTE



3D TWIST SAGE MATTE



3D DIAMOND WHITE MATTE

INDEX



PRODUCT FINDER



SURFACE RANGE



COMPANY



COLLECTIONS



3D WALL
 CONCRETE & RESIN LOOK
 MARBLE LOOK
 STONE LOOK
 WOOD LOOK

LARGE SIZES



SLABS FOR COUNTERTOPS & FURNITURE



BATHROOM FURNITURE & TABLES



FACADES



TECHNICAL SPECIFICATIONS



* These parts are supplied to order - I pezzi sono disponibili su ordinazione - Les pièces sont disponibles sur commande - Die Teile sind auf Bestellung lieferbar - Las piezas se hacen por encargo - Изготавливаются на заказ

⁽¹⁾ The 10 mm edge matches three-dimensional wall tiles having a 10-11 mm thickness - Lo spigolo 10 mm si abbina a rivestimenti tridimensionali di spessore 10-11 mm - Le bord 10 mm s'adapte aux revêtements tridimensionnels épaisseur 10-11 mm - Die 10 mm Kante ist mit dreidimensionalen Wandfliesen mit einer Stärke von 10-11 mm kombinierbar - La arista de 10 mm se combina con revestimientos tridimensionales de 10-11 mm de grosor - Угловой элемент 10 мм сочетается с трехмерной настенной плиткой толщиной 10-11 мм

⁽²⁾ Registered Community Design

3D Wall Plaster



Plaster inspiration.
3D surfaces inspired by artistic plaster techniques.

Richness of details.
From distant vibrant surfaces, up close the details of matter.

White.
The essence of minimalism and design. A timeless best-seller.

Outstanding matching.
Pairs beautifully with wood-effect floor surfaces.




COLLECTION CATALOG




VIDEO

Wall



PLAIN




ORIGAMI



BLOOM



COMBED



JASMINE



BARCODE

Wall Tiles RECTIFIED MONOCALIBER

MATTE SURFACE

Wall



± 8,5 mm
50x120 cm - 19 5/8" x 47 1/4"
AHQT 3D Wall Plaster Plain White



± 8,5 mm 3D WALL
50x120 cm - 19 5/8" x 47 1/4"
AHQU 3D Wall Plaster Origami White
AHQV 3D Wall Plaster Bloom White
AHQW 3D Wall Plaster Jasmine White
AHQX 3D Wall Plaster Combed White
AHQY 3D Wall Plaster Barcode White

V1 Uniform Appearance

INDEX



PRODUCT FINDER



SURFACE RANGE



COMPANY



COLLECTIONS



3D WALL
CONCRETE & RESIN LOOK
MARBLE LOOK
STONE LOOK
WOOD LOOK

LARGE SIZES



SLABS FOR COUNTERTOPS & FURNITURE



BATHROOM FURNITURE & TABLES



FACADES



TECHNICAL SPECIFICATIONS



Aplomb



Elegant pattern.
Delicately shimmering three-dimensional relief effects.

Pastel colors.
Sophisticated and contemporary elegance.

Stylish decors.
Strong yet subtle character.

Trendy walls.
Calm and soothing atmospheres.

INDEX



PRODUCT FINDER



SURFACE RANGE



COMPANY



COLLECTIONS



3D WALL
CONCRETE & RESIN LOOK
MARBLE LOOK
STONE LOOK
WOOD LOOK

LARGE SIZES



SLABS FOR COUNTERTOPS & FURNITURE



BATHROOM FURNITURE & TABLES



FACADES



TECHNICAL SPECIFICATIONS




COLLECTION CATALOG




VIDEO

Wall



CANVAS MINIDOTS

CANVAS STRIPES




CREAM MINIDOTS

CREAM STRIPES




WHITE MINIDOTS

WHITE STRIPES



DENIM MINIDOTS

DENIM STRIPES



LICHEN MINIDOTS

LICHEN STRIPES

Wall Tiles RECTIFIED MONOCALIBER

MATTE SURFACE

Wall



± 8,5 mm

50x120 cm - 19⁵/₈"x47¹/₄"

A6E5 Aplomb Canvas Minidots

A6E4 Aplomb Cream Minidots

A6E3 Aplomb White Minidots

A6E6 Aplomb Denim Minidots

A6IL Aplomb Lichen Minidots

A6E9 Aplomb Canvas Stripes

A6E8 Aplomb Cream Stripes

A6E7 Aplomb White Stripes

A6FA Aplomb Denim Stripes

A6IM Aplomb Lichen Stripes

VI Uniform Appearance

TRIM TILES



1,4x50 cm - 5⁵/₈"x19⁵/₈"

A6NH Aplomb Canvas Minidots Corner 50 *

A6NG Aplomb Cream Minidots Corner 50 *

A6NF Aplomb White Minidots Corner 50 *

A6NJ Aplomb Denim Minidots Corner 50 *

A6NI Aplomb Lichen Minidots Corner 50 *

A6NM Aplomb Canvas Stripes Corner 50 *

A6NL Aplomb Cream Stripes Corner 50 *

A6NK Aplomb White Stripes Corner 50 *

A6NO Aplomb Denim Stripes Corner 50 *

A6NN Aplomb Lichen Stripes Corner 50 *

1,4x1,4 cm - 5⁵/₈"x5⁵/₈"

A6NR Aplomb Canvas Minidots Corner A.E *

A6NQ Aplomb Cream Minidots Corner A.E *

A6NP Aplomb White Minidots Corner A.E *

A6NT Aplomb Denim Minidots Corner A.E *

A6NS Aplomb Lichen Minidots Corner A.E *

A6NW Aplomb Canvas Stripes Corner A.E *

A6NV Aplomb Cream Stripes Corner A.E *

A6NU Aplomb White Stripes Corner A.E *

A6NY Aplomb Denim Stripes Corner A.E *

A6NX Aplomb Lichen Stripes Corner A.E *

* These parts are supplied to order - I pezzi sono disponibili su ordinazione - Les pièces sont disponibles sur commande
Die Teile sind auf Bestellung lieferbar - Las piezas se hacen por encargo - Изготавливаются на заказ


Aplomb

Wall Tiles

DECOR RANGE



A6FC Aplomb White Leaf
50x120 cm - 19⁵/₈"x47¹/₄"
3 patterns with no graphic continuity. / 3 pattern senza continuità grafica.



A6FD Aplomb Canvas Leaf
50x120 cm - 19⁵/₈"x47¹/₄"
3 patterns with no graphic continuity. / 3 pattern senza continuità grafica.



A6SH Aplomb Cream Leaf Lux ⁽¹⁾
50x120 cm - 19⁵/₈"x47¹/₄"
1 patterns with graphic continuity. / 1 pattern con continuità grafica.



A6SI Aplomb Lichen Leaf Lux ⁽¹⁾
50x120 cm - 19⁵/₈"x47¹/₄"
1 patterns with graphic continuity. / 1 pattern con continuità grafica.



A6SJ Aplomb Canvas Flora ⁽¹⁾
50x120 cm - 19⁵/₈"x47¹/₄"



A6FB Aplomb White Mesh ⁽²⁾
50x120 cm - 19⁵/₈"x47¹/₄"



A6VØ Aplomb Fabric Light ⁽¹⁾
50x120 cm - 19⁵/₈"x47¹/₄"
It can be combined with / Abbinabile con / Peut être combiné avec /
Kombinierbar mit / Combinable con / Совместимы с:
Minidots Cream



A6V1 Aplomb Fabric Dark ⁽¹⁾
50x120 cm - 19⁵/₈"x47¹/₄"
It can be combined with / Abbinabile con / Peut être combiné avec /
Kombinierbar mit / Combinable con / Совместимы с:
Minidots Lichen - Minidots Cream

⁽¹⁾ Application of decorative materials. The use of a common mild detergent is recommended. Avoid using acidic or alkaline products, waxes, steel wool, or abrasives. - Applicazione di materie decorative. Si consiglia l'utilizzo di un comune detergente neutro. Evitare l'utilizzo di prodotti acidi o alcalini, ceranti e pagliette di metallo o abrasive. - Application de matériaux décoratifs. Nous conseillons l'emploi de détergents neutres courants. Eviter l'utilisation de cires et de produits acides ou alcalins, ainsi que les pailles métalliques ou abrasives. - Dekorationsmaterial. Es empfiehlt sich, ein haushaltsübliches, neutrales Reinigungsmittel zu verwenden. Saure oder alkalische Produkte, Wachs sowie Stahlwolle- bzw. Scheuerschwämme sind zu vermeiden. Aplicación de materiales decorativos. Recomendamos utilizar un detergente neutro común. Hay que evitar el uso de productos ácidos o alcalinos, ceras y estropajos de metal o abrasivos. - Применение декоративных материалов. Рекомендуется чистить обычным нейтральным моющим средством. Не рекомендуется использовать кислотные, щелочные, восковые средства, а также металлические мочалки.

⁽²⁾ Item sold by square meter. - Articolo venduto al mq. - Article vendu au mètre carré. - Artikel pro m² verkauft. - Artículo vendido por m². - Артикул продается квадратными метрами.

INDEX



PRODUCT
FINDER



SURFACE
RANGE



COMPANY



COLLECTIONS



3D WALL
CONCRETE & RESIN LOOK
MARBLE LOOK
STONE LOOK
WOOD LOOK

LARGE SIZES



SLABS FOR
COUNTERTOPS
& FURNITURE



BATHROOM
FURNITURE
& TABLES



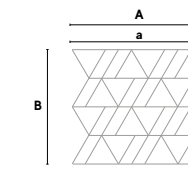
FACADES




TECHNICAL
SPECIFICATIONS



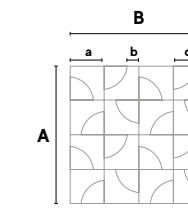
A6SP Aplomb White Mosaico Triangle
31,5x30,5 - 12³/₈"x12"
A6SQ Aplomb Cream Mosaico Triangle
31,5x30,5 - 12³/₈"x12"
A6SR Aplomb Canvas Mosaico Triangle
31,5x30,5 - 12³/₈"x12"
A6SS Aplomb Lichen Mosaico Triangle
31,5x30,5 - 12³/₈"x12"
A6ST Aplomb Denim Mosaico Triangle
31,5x30,5 - 12³/₈"x12"




A 35,9 cm - 15¹/₈"
a 30,5 cm - 12"
B 31,5 cm - 12³/₈"



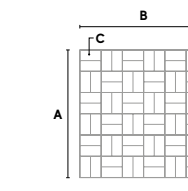
A6SK Aplomb White Mosaico Arch ⁽³⁾
32x32 - 12⁵/₈"x12⁵/₈"
A6SL Aplomb Cream Mosaico Arch ⁽³⁾
32x32 - 12⁵/₈"x12⁵/₈"
A6SM Aplomb Canvas Mosaico Arch ⁽³⁾
32x32 - 12⁵/₈"x12⁵/₈"
A6SN Aplomb Lichen Mosaico Arch ⁽³⁾
32x32 - 12⁵/₈"x12⁵/₈"
A6SO Aplomb Denim Mosaico Arch ⁽³⁾
32x32 - 12⁵/₈"x12⁵/₈"



A 32 cm - 12⁵/₈"
B 32 cm - 12⁵/₈"
a 7,8 cm - 3¹/₈"
b 2,533 cm - 1"
c 5,167 cm - 2"



A6SU Aplomb White Mosaico Net ⁽⁴⁾
30x30 - 11¹/₄"x11¹/₄"
A6SV Aplomb Cream Mosaico Net ⁽⁴⁾
30x30 - 11¹/₄"x11¹/₄"
A6SW Aplomb Canvas Mosaico Net ⁽⁴⁾
30x30 - 11¹/₄"x11¹/₄"
A6SX Aplomb Lichen Mosaico Net ⁽⁴⁾
30x30 - 11¹/₄"x11¹/₄"
A6SY Aplomb Denim Mosaico Net ⁽⁴⁾
30x30 - 11¹/₄"x11¹/₄"



A 30 cm - 11¹/₄"
B 30 cm - 11¹/₄"
C 4,88x2,36 cm - 1⁷/₈"x2¹/₈"

⁽³⁾ The tesserae come from Minidots and Stripes Textures - Le tessere sono ricavate dalle texture minidots e stripes - Les tesselles proviennent des texture minidots et stripes - Die Mosaiksteinchen stammen aus den Texture Minidots und Stripes - Los mosaicos se obtienen de las texturas minidots y stripes - Тессеры вырезаны из структур minidots и stripes

⁽⁴⁾ The tesserae come from Minidots Textures - Le tessere sono ricavate dalle texture minidots - Les tesselles proviennent des Texture Minidots - Die Mosaiksteinchen stammen aus den Texture Minidots - Los mosaicos se obtienen de las texturas minidots - Тессеры вырезаны из структур Minidots

Boost



Bold Personality.
Industrial concrete for modern interiors.

Urban Details.
Raw and rich in striking graphic details.

Stylish tones.
Warm hues from oxidation effects, balanced by cool cement-like tones.

Endless possibilities.
A complete size selection for all projects.



COLLECTION CATALOG

- Floor
- Wall
- Decors
- Outdoor
- Slabs for countertops and furniture
- Bathroom furniture
- Tables
- Facades



Porcelain Tiles RECTIFIED MONOCALIBER

| Sizes | Thickness | Surface finish |
|-------------------------------|-----------|------------------------------|
| 160x160 cm - 63"x63" | ± 6 mm | Matte R9 A |
| 120x278 cm - 47 1/4"x109 1/2" | ± 6 mm | Matte R9 A |
| 120x240 cm - 47 1/4"x94 1/2" | ± 9 mm | Matte Sensitech R10 B |
| 120x120 cm - 47 1/4"x47 1/4" | ± 6 mm | Matte R9 A |
| 120x120 cm - 47 1/4"x47 1/4" | ± 9 mm | Matte Sensitech R10 B |
| 75x150 cm - 29 1/2"x59" | ± 9 mm | Matte Sensitech R10 B |
| 60x120 cm - 23 5/8"x47 1/4" | ± 6 mm | Matte Sensitech R10 B |
| 60x120 cm - 23 5/8"x47 1/4" | ± 9 mm | Matte Sensitech R10 B |
| 80x80 cm - 31 1/2"x31 1/2" | ± 9 mm | Matte Sensitech R10 B |
| 60x60 cm - 23 5/8"x23 5/8" | ± 9 mm | Matte Sensitech R10 B |
| 30x60 cm - 11 3/4"x23 5/8" | ± 9 mm | Matte Sensitech R10 B |

LARGE SIZES P. 296

OUTDOOR AND WET AREAS

| | | |
|------------------------------|---------|--------------------------------|
| 120x120 cm - 47 1/4"x47 1/4" | ± 9 mm | Grip Sensitech R11 C |
| 120x120 cm - 47 1/4"x47 1/4" | ± 20 mm | Outdoor Sensitech R11 C |
| 60x120 cm - 23 5/8"x47 1/4" | ± 20 mm | Outdoor Sensitech R11 C |
| 80x80 cm - 31 1/2"x31 1/2" | ± 20 mm | Outdoor Sensitech R11 C |
| 60x60 cm - 23 5/8"x23 5/8" | ± 20 mm | Outdoor Sensitech R11 C |

atlasPLAN

| | | |
|-----------------------|--------|----------------------|
| 160x320 cm - 63"x126" | ± 6 mm | Hammered R9 A |
|-----------------------|--------|----------------------|

SLABS FOR COUNTERTOPS & FURNITURE

| | | |
|--|---------|----------|
| 162x324 cm - 63 3/4"x127 1/2" NON-RECTIFIED | ± 12 mm | Hammered |
|--|---------|----------|



Wall Tiles RECTIFIED MONOCALIBER

| Sizes | Thickness | Surface finish |
|----------------------------|-----------|----------------|
| 40x80 cm - 15 3/4"x31 1/2" | ± 8,5 mm | Matte |
| 3D WALL TILES | | |
| 40x80 cm - 15 3/4"x31 1/2" | ± 10 mm | Matte |



INDEX



PRODUCT FINDER



SURFACE RANGE



COMPANY



COLLECTIONS




- 3D WALL
- CONCRETE & RESIN LOOK
- MARBLE LOOK
- STONE LOOK
- WOOD LOOK

LARGE SIZES



SLABS FOR COUNTERTOPS & FURNITURE



BATHROOM FURNITURE & TABLES



FACADES

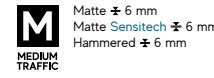


TECHNICAL SPECIFICATIONS



Boost

Porcelain Tiles



Matte ± 6 mm
Matte Sensitech ± 6 mm
Hammered ± 6 mm



Matte Sensitech ± 9 mm
Grip Sensitech ± 9 mm
Outdoor Sensitech ± 20 mm



R9 A Matte ± 6 mm
R10 B Matte Sensitech ± 6 - 9 mm
R11 C Grip Sensitech ± 9 mm
R11 C Outdoor Sensitech ± 20 mm




V3 Moderate
Variation

MATTE SURFACE

Floor Wall



± 6 mm
160x320 cm - 63"x126"
A05Z Boost White Hammered
A05Ø Boost Smoke Hammered
A68I Boost Grey Hammered
A68J Boost Tarmac Hammered



± 6 mm
160x160 cm - 63"x63"
AØDE Boost White
AØDF Boost Smoke
A68K Boost Grey
A68L Boost Tarmac



± 6 mm
120x278 cm - 47 1/4"x109 1/2"
AØBD Boost White
AØBE Boost Pearl
AØBF Boost Grey
AØBG Boost Smoke
AØQB Boost Tarmac



± 6 mm
120x120 cm - 47 1/4"x47 1/4"
A2TK Boost White
A2TM Boost Pearl
A2TN Boost Grey
A2TO Boost Smoke
A2TP Boost Tarmac



Sensitech
± 6 mm
60x120 cm - 23 5/8"x47 1/4"
ALSM Boost White
ALSP Boost Pearl



Sensitech
± 9 mm
120x240 cm - 47 1/4"x94 1/2"
AMGD Boost White
AMGE Boost Pearl
AMGF Boost Grey
AMGG Boost Smoke
AMGH Boost Tarmac



Sensitech
± 9 mm
120x120 cm - 47 1/4"x47 1/4"
AMGI Boost White
AMGJ Boost Pearl
AMGK Boost Grey
AMGL Boost Smoke
AMGM Boost Tarmac



Sensitech
± 9 mm
80x80 cm - 31 1/2"x31 1/2"
A9Q5 Boost White
A9Q4 Boost Pearl
A9Q3 Boost Grey
A9Q2 Boost Smoke
A9Q1 Boost Tarmac



Sensitech
± 9 mm
60x60 cm - 23 5/8"x23 5/8"
AMH3 Boost White
AMH4 Boost Pearl
AMH5 Boost Grey
AMH6 Boost Smoke
AMH7 Boost Tarmac



Sensitech
± 9 mm
75x150 cm - 29 1/2"x59"
A7GV Boost White
A7GW Boost Pearl
A7GX Boost Grey
A7GY Boost Smoke
A7GZ Boost Tarmac



Sensitech
± 9 mm
60x120 cm - 23 5/8"x47 1/4"
AØMO Boost White
AØMP Boost Pearl
AØMQ Boost Grey
AØMR Boost Smoke
AØMS Boost Tarmac



Sensitech
± 9 mm
30x60 cm - 11 5/8"x23 5/8"
AMH8 Boost White
AMH9 Boost Pearl
AMIA Boost Grey
AMIC Boost Smoke
AMID Boost Tarmac

GRIP SURFACE

Outdoor



Sensitech
± 9 mm
120x120 cm - 47 1/4"x47 1/4"
AMGN Boost White Grip
AMGO Boost Pearl Grip
AMGP Boost Grey Grip
AMGQ Boost Smoke Grip
AMGR Boost Tarmac Grip

OUTDOOR ± 20 mm



Sensitech
± 20 mm
120x120 cm - 47 1/4"x47 1/4"
AMG3 Boost White 20 mm
AMG5 Boost Grey 20 mm
AMG6 Boost Smoke 20 mm
AMG7 Boost Tarmac 20 mm



Sensitech
± 20 mm
80x80 cm - 31 1/2"x31 1/2"
HANB Boost White 20 mm
HANC Boost Grey 20 mm
HAND Boost Smoke 20 mm
HANE Boost Tarmac 20 mm



Sensitech
± 20 mm
60x120 cm - 23 5/8"x47 1/4"
AL8Ø Boost White 20 mm
AL81 Boost Grey 20 mm
AL82 Boost Smoke 20 mm
AL83 Boost Tarmac 20 mm




Sensitech
± 20 mm
60x60 cm - 23 5/8"x23 5/8"
A3TJ Boost White 20 mm
A3TK Boost Grey 20 mm
A3TL Boost Smoke 20 mm
A3TM Boost Tarmac 20 mm



WHITE




PEARL



GREY



SMOKE



TARMAC

INDEX



PRODUCT
FINDER



SURFACE
RANGE



COMPANY



COLLECTIONS

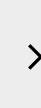


- 3D WALL
- CONCRETE & RESIN LOOK
- MARBLE LOOK
- STONE LOOK
- WOOD LOOK

LARGE SIZES



SLABS FOR
COUNTERTOPS
& FURNITURE



BATHROOM
FURNITURE
& TABLES



FACADES




TECHNICAL
SPECIFICATIONS




Boost

Porcelain Tiles

DECOR RANGE



AN6X Boost White Mosaico
30x30 - 1¹/₄"x1¹/₄"




AN6Y Boost Pearl Mosaico
30x30 - 1¹/₄"x1¹/₄"



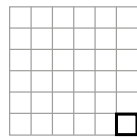
AN6Z Boost Grey Mosaico
30x30 - 1¹/₄"x1¹/₄"



AN61 Boost Smoke Mosaico
30x30 - 1¹/₄"x1¹/₄"



AN62 Boost Tarmac Mosaico
30x30 - 1¹/₄"x1¹/₄"




4,8x4,8 cm - 1⁷/₈"x1⁷/₈"



AN63 Boost White Mosaico Shapes
31x33,5 - 12¹/₄"x13¹/₄"



AN64 Boost Pearl Mosaico Shapes
31x33,5 - 12¹/₄"x13¹/₄"



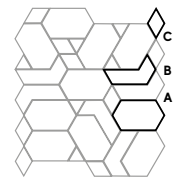
AN65 Boost Grey Mosaico Shapes
31x33,5 - 12¹/₄"x13¹/₄"




AN66 Boost Smoke Mosaico Shapes
31x33,5 - 12¹/₄"x13¹/₄"



AN67 Boost Tarmac Mosaico Shapes
31x33,5 - 12¹/₄"x13¹/₄"




A 11,4x6,5 cm - 4¹/₂"x2¹/₂"
B 11,4x6,5 cm - 4¹/₂"x2¹/₂"
C 6,3x3,2 cm - 2¹/₂"x1¹/₄"



AN68 Boost Smoke Mosaico Hex Yellow ⁽¹⁾
25x28,5 - 9⁷/₈"x11¹/₄"



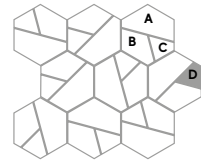
AN69 Boost Smoke Mosaico Hex Black ⁽¹⁾
25x28,5 - 9⁷/₈"x11¹/₄"



AN7A Boost Tarmac Mosaico Hex Jade ⁽¹⁾
25x28,5 - 9⁷/₈"x11¹/₄"



AN7B Boost Tarmac Mosaico Hex Black ⁽¹⁾
25x28,5 - 9⁷/₈"x11¹/₄"



A 9,7x3,8 cm - 3⁷/₈"x1¹/₂"
B 4,8x3,8 cm - 1⁷/₈"x1¹/₂"
C 4,6x3,6 cm - 1³/₂"x1¹/₄"
D 4,6x3,6 cm - 1⁷/₈"x1¹/₄"

TRIM TILES P. 292

| | Battiscopa | | | Gradino * | Scalino * | Scalino * | Scalino Ang.* | Battiscopa Sag. Scala * | Davanzale / Soglia * | Elemento L | |
|--------|---|---|--|---|---------------------|---|--|-------------------------|---|--|---|
| | | | | | | | | | | | |
| | 7,2x80 cm 2 ⁷ / ₈ "x31 ¹ / ₂ " | 7,2x60 cm 2 ⁷ / ₈ "x23 ³ / ₈ " | Digitale 4,6x60 cm 1 ⁷ / ₈ "x23 ³ / ₈ " | 30x60 cm 11 ³ / ₈ "x23 ³ / ₈ " | 33x60 cm 13"x59" | 33x120 cm 13"x47 ¹ / ₄ " | 33x60 cm 13"x23 ³ / ₈ " | 33x33 cm 13"x13" | 7,2x30 cm 2 ⁷ / ₈ "x11 ¹ / ₄ " | max 315x50 H.4 cm 124"x19 ¹ / ₂ " H.1 ¹ / ₂ " | 33x120 H.4 cm 13"x47 ¹ / ₄ " H.1 ¹ / ₂ " |
| | Matte | Matte | Matte | Matte | Matte | Matte | Matte | Matte | Matte | Matte | Grip |
| White | HALV | AMIO | AMIU | AMJA | AMJP | AN7Ø | AMJF | AMJK | DX AMIZ | SX AMIS | AOEI |
| Pearl | HALU | AMIQ | AMIV | AMJB | AMJQ | AN71 | AMJG | AMJL | AMIØ | AMI5 | AOEJ |
| Grey | HALT | AMIR | AMIW | AMJC | AMJR | AN72 | AMJH | AMJM | AMI1 | AMI7 | AOEK |
| Smoke | HALS | AMIS | AMIX | AMJD | AMJS | AN73 | AMJI | AMJN | AMI3 | AMI8 | AOEL |
| Tarmac | HALR | AMIT | AMİY | AMJE | AMJT | AN74 | AMJJ | AMJO | AMI4 | AMI9 | AOEM |

* These parts are supplied to order - I pezzi sono disponibili su ordinazione - Les pièces sont disponibles sur commande - Die Teile sind auf Bestellung lieferbar - Las piezas se hacen por encargo - Изготавливаются на заказ

⁽¹⁾ Application of decorative materials. The use of a common mild detergent is recommended. Avoid using acidic or alkaline products, waxes, steel wool, or abrasives. - Applicazione di materie decorative. Si consiglia l'utilizzo di un comune detergente neutro. Evitare l'utilizzo di prodotti acidi o alcalini, ceranti e pagliette di metallo o abrasive. - Application de matériaux décoratifs. Nous conseillons l'emploi de détergents neutres courants. Éviter l'utilisation de cires et de produits acides ou alcalins, ainsi que les pailles métalliques ou abrasives. - Dekorationsmaterial. Es empfiehlt sich, ein haushaltsübliches, neutrales Reinigungsmittel zu verwenden. Saure oder alkalische Produkte, Wachs sowie Stahlwolle- bzw. Scheuerschwämme sind zu vermeiden. Aplicación de materiales decorativos. Recomendamos utilizar un detergente neutro común. Hay que evitar el uso de productos ácidos o alcalinos, ceras y estropajos de metal o abrasivos. - Применение декоративных материалов. Рекомендуется чистить обычным нейтральным моющим средством. Не рекомендуется использовать кислотные, щелочные, восковые средства, а также металлические мочалки.

⁽²⁾ The decoration can only be laid on the wall - Il decoro si può posare solo a rivestimento - Décor uniquement mural - Das Dekor kann nur an der Wand verlegt werden. La decoración se puede colocar únicamente en paredes - Декор может быть уложен только на стену.



INDEX



PRODUCT
FINDER



SURFACE
RANGE



COMPANY



COLLECTIONS



- 3D WALL
- CONCRETE & RESIN LOOK
- MARBLE LOOK
- STONE LOOK
- WOOD LOOK

LARGE SIZES



SLABS FOR
COUNTERTOPS
& FURNITURE



BATHROOM
FURNITURE
& TABLES



FACADES



TECHNICAL
SPECIFICATIONS



Boost

Wall Tiles



MATTE SURFACE

Wall



± 8,5 mm
 40x80 cm - 15 5/8" x 31 1/2"
 8B8W Boost White
 8B8P Boost Pearl
 8B8G Boost Grey
 8B8K Boost Smoke
 8B8S Boost Sage
 8B8R Boost Red



± 10 mm 3D WALL
 40x80 cm - 15 5/8" x 31 1/2"
 8BUW Boost 3D Urban White
 8BUP Boost 3D Urban Pearl
 8BUG Boost 3D Urban Grey



WHITE



3D URBAN WHITE



PEARL




3D URBAN PEARL




GREY




3D URBAN GREY



SMOKE

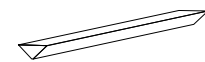


SAGE



RED

TRIM TILES

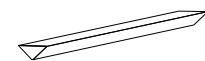


1,4x40 cm - 5/8" x 15 5/8"
 LBBW Boost White Corner 40 *
 LBBP Boost Pearl Corner 40 *
 LBBY Boost Grey Corner 40 *
 LBBH Boost Smoke Corner 40 *
 LBBT Boost Sage Corner 40 *
 LBBQ Boost Red Corner 40 *



1,4x1,4 cm - 5/8" x 5/8"
 AØAW Boost White Corner A.E. *
 AØAP Boost Pearl Corner A.E. *
 AØAG Boost Grey Corner A.E. *
 AØAK Boost Smoke Corner A.E. *
 AØAS Boost Sage Corner A.E. *
 AØAR Boost Red Corner A.E. *

3D TRIM TILES



1,4x40 cm - 5/8" x 15 5/8"
 LB3W Boost White 3D Corner 40 *
 LB3P Boost Pearl 3D Corner 40 *
 LB3G Boost Grey 3D Corner 40 *

DECOR RANGE



9BMW Boost White
 Minibrick
 30,5x30,5 - 12"x12"



9BME Boost Pearl
 Minibrick
 30,5x30,5 - 12"x12"




9BMY Boost Grey
 Minibrick
 30,5x30,5 - 12"x12"



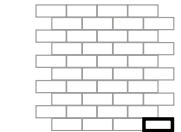
9BMK Boost Smoke
 Minibrick
 30,5x30,5 - 12"x12"



9BMM Boost Sage
 Minibrick
 30,5x30,5 - 12"x12"



9BMQ Boost Red
 Minibrick
 30,5x30,5 - 12"x12"



2,9x7,5 cm - 1 1/8"x3"

INDEX



PRODUCT
 FINDER



SURFACE
 RANGE



COMPANY



COLLECTIONS



- 3D WALL
- CONCRETE & RESIN LOOK
- MARBLE LOOK
- STONE LOOK
- WOOD LOOK

LARGE SIZES



SLABS FOR
 COUNTERTOPS
 & FURNITURE



BATHROOM
 FURNITURE
 & TABLES



FACADES



TECHNICAL
 SPECIFICATIONS



* These parts are supplied to order - I pezzi sono disponibili su ordinazione - Les pièces sont disponibles sur commande - Die Teile sind auf Bestellung lieferbar - Las piezas se hacen por encargo - Изготавливаются на заказ

Boost Balance



A modern essential.
Effortless elegance with a micro-cement look.

Versatile palette.
10 stunning colors, including 4 fresh, light tones.

VELVET finish.
Soft to the touch with a sleek, semi-matte shine.

Elevated design.
Clean, minimalist decor for a modern touch.



- Floor
- Wall
- Decors
- Outdoor
- Slabs for countertops and furniture
- Bathroom furniture
- Tables
- Facades



Porcelain Tiles RECTIFIED MONOCALIBER

| Sizes | Thickness | Surface finish |
|---------------------------------|-----------|--|
| 120x278 cm - 47 1/4" x 109 1/2" | ± 6 mm | Matte R9 A |
| 120x120 cm - 47 1/4" x 47 1/4" | ± 9 mm | Matte Sensitech R10 B Velvet Velvtech |
| 60x120 cm - 23 5/8" x 47 1/4" | ± 6 mm | Matte Sensitech R10 B |
| 60x120 cm - 23 5/8" x 47 1/4" | ± 9 mm | Matte Sensitech R10 B Velvet Velvtech |
| 80x80 cm - 31 1/2" x 31 1/2" | ± 9 mm | Matte Sensitech R10 B |
| 60x60 cm - 23 5/8" x 23 5/8" | ± 9 mm | Matte Sensitech R10 B |
| 30x60 cm - 11 1/4" x 23 5/8" | ± 9 mm | Matte Sensitech R10 B |

LARGE SIZES P. 296

OUTDOOR AND WET AREAS

| | | |
|--------------------------------|---------|--------------------------------|
| 120x120 cm - 47 1/4" x 47 1/4" | ± 9 mm | Grip Sensitech R11 C |
| 120x120 cm - 47 1/4" x 47 1/4" | ± 20 mm | Outdoor Sensitech R11 C |
| 60x120 cm - 23 5/8" x 47 1/4" | ± 20 mm | Outdoor Sensitech R11 C |
| 60x60 cm - 23 5/8" x 23 5/8" | ± 20 mm | Outdoor Sensitech R11 C |

atlasPLAN

| | | |
|-------------------------|--------|-------------------|
| 160x320 cm - 63" x 126" | ± 6 mm | Matte R9 A |
|-------------------------|--------|-------------------|

SLABS FOR COUNTERTOPS & FURNITURE

| | | |
|--|---------|-------|
| 162x324 cm - 63 3/4" x 127 1/2" NON-RECTIFIED | ± 12 mm | Matte |
|--|---------|-------|

INDEX



PRODUCT
FINDER



SURFACE
RANGE



COMPANY



COLLECTIONS



3D WALL
CONCRETE & RESIN LOOK
MARBLE LOOK
STONE LOOK
WOOD LOOK

LARGE SIZES



SLABS FOR
COUNTERTOPS
& FURNITURE



BATHROOM
FURNITURE
& TABLES



FACADES



TECHNICAL
SPECIFICATIONS



Boost Balance

Porcelain Tiles

R9 A Matte ± 6 mm
 R10 B Matte Sensitech ± 6 - 9 mm
 R11 C Grip Sensitech ± 9 mm
 R11 C Outdoor Sensitech ± 20 mm
 V2 Slight Variation
 L LIGHT TRAFFIC
 M MEDIUM TRAFFIC
 H HEAVY TRAFFIC
 Matte Sensitech ± 9 mm
 Grip Sensitech ± 9 mm
 Outdoor Sensitech ± 20 mm

Floor Wall

MATTE SURFACE




± 6 mm
160x320 cm - 63"x126"
AJG4 Boost Balance Ash



± 6 mm
120x278 cm - 47 1/4"x109 1/2"
AJMI Boost Balance Pure
AJMJ Boost Balance White
AJMK Boost Balance Ivory
AJML Boost Balance Cream
AJMM Boost Balance Ash
AJMN Boost Balance Moon
AJMO Boost Balance Pearl
AJMP Boost Balance Grey
AJMQ Boost Balance Smoke
AJMR Boost Balance Tarmac



Sensitech
± 6 mm
60x120 cm - 23 5/8"x47 1/4"
AKMC Boost Balance White
AKMD Boost Balance Ivory
AKPG Boost Balance Ash
AKMF Boost Balance Pearl



Sensitech
± 9 mm
120x120 cm - 47 1/4"x47 1/4"
AJMS Boost Balance Pure
AJMT Boost Balance White
AJMU Boost Balance Ivory
AJMV Boost Balance Cream
AJMW Boost Balance Ash
AJMX Boost Balance Moon
AJMY Boost Balance Pearl
AJMZ Boost Balance Grey
AJMØ Boost Balance Smoke
AJM1 Boost Balance Tarmac



Sensitech
± 9 mm
80x80 cm - 31 1/2"x31 1/2"
A9RE Boost Balance Pure
A9RA Boost Balance White
A9RB Boost Balance Ivory
A9Q9 Boost Balance Cream
A9Q8 Boost Balance Ash
A9RF Boost Balance Moon
A9RC Boost Balance Pearl
A9RD Boost Balance Grey
A9Q6 Boost Balance Smoke
A9Q7 Boost Balance Tarmac



Sensitech
± 9 mm
60x120 cm - 23 5/8"x47 1/4"
AJNN Boost Balance Pure
AJNO Boost Balance White
AJNP Boost Balance Ivory
AJNQ Boost Balance Cream
AJNR Boost Balance Ash
AJNS Boost Balance Moon
AJNT Boost Balance Pearl
AJNU Boost Balance Grey
AJNV Boost Balance Smoke
AJNW Boost Balance Tarmac



Sensitech
± 9 mm
60x60 cm - 23 5/8"x23 5/8"
AJOS Boost Balance Pure
AJOT Boost Balance White
AJOU Boost Balance Ivory
AJOV Boost Balance Cream
AJOW Boost Balance Ash
AJOX Boost Balance Moon
AJOY Boost Balance Pearl
AJOZ Boost Balance Grey
AJOØ Boost Balance Smoke
AJO1 Boost Balance Tarmac



Sensitech
± 9 mm
30x60 cm - 11 1/4"x23 5/8"
AJO2 Boost Balance Pure
AJO3 Boost Balance White
AJO4 Boost Balance Ivory
AJO5 Boost Balance Cream
AJO6 Boost Balance Ash
AJO7 Boost Balance Moon
AJO8 Boost Balance Pearl
AJO9 Boost Balance Grey
AJPA Boost Balance Smoke
AJPB Boost Balance Tarmac

VELVET SURFACE



Velvetech
± 9 mm
120x120 cm - 47 1/4"x47 1/4"
AJM2 Boost Balance Pure
AJM3 Boost Balance White
AJM4 Boost Balance Grey
AJM5 Boost Balance Cream
AJM6 Boost Balance Ash

AJM7 Boost Balance Moon
AJM8 Boost Balance Pearl
AJM9 Boost Balance Ivory
AJNA Boost Balance Smoke
AJNB Boost Balance Tarmac



Velvetech
± 9 mm
60x120 cm - 23 5/8"x47 1/4"
AJNX Boost Balance Pure
AJNY Boost Balance White
AJNZ Boost Balance Ivory
AJNØ Boost Balance Cream
AJN1 Boost Balance Ash


AJN2 Boost Balance Moon
AJN3 Boost Balance Pearl
AJN4 Boost Balance Grey
AJN5 Boost Balance Smoke
AJN6 Boost Balance Tarmac

PRECAUTIONS
VELVET IS A DELICATE SURFACE

The Velvet finish is a delicate surface that requires care. To preserve its beauty and ensure proper use, please refer to our instructions on page 378.

La finitura Velvet è una superficie delicata che merita attenzione. Per mantenerne integra la bellezza e garantire un uso adeguato, consultare le nostre istruzioni pag 378.

GRIP SURFACE



Sensitech
± 9 mm
120x120 cm - 47 1/4"x47 1/4"
AJNC Boost Balance Pure Grip
AJND Boost Balance White Grip
AJNE Boost Balance Ivory Grip
AJNF Boost Balance Cream Grip
AJNG Boost Balance Ash Grip

AJNH Boost Balance Moon Grip
AJNI Boost Balance Pearl Grip
AJNJ Boost Balance Grey Grip
AJNK Boost Balance Smoke Grip
AJNL Boost Balance Tarmac Grip

OUTDOOR ± 20 mm



Sensitech
± 20 mm
120x120 cm - 47 1/4"x47 1/4"
AJPE Boost Balance White 20 mm
AJPF Boost Balance Ash 20 mm
AJMH Boost Balance Pearl 20 mm
AJPG Boost Balance Grey 20 mm




Sensitech
± 20 mm
60x120 cm - 23 5/8"x47 1/4"
AJPH Boost Balance White 20 mm
AJPI Boost Balance Ash 20 mm
AJPJ Boost Balance Pearl 20 mm
AJPK Boost Balance Grey 20 mm



Sensitech
± 20 mm
60x60 cm - 23 5/8"x23 5/8"
AJPL Boost Balance White 20 mm
AJPM Boost Balance Ash 20 mm
AJPN Boost Balance Pearl 20 mm
AJPO Boost Balance Grey 20 mm




PURE



IVORY




CREAM



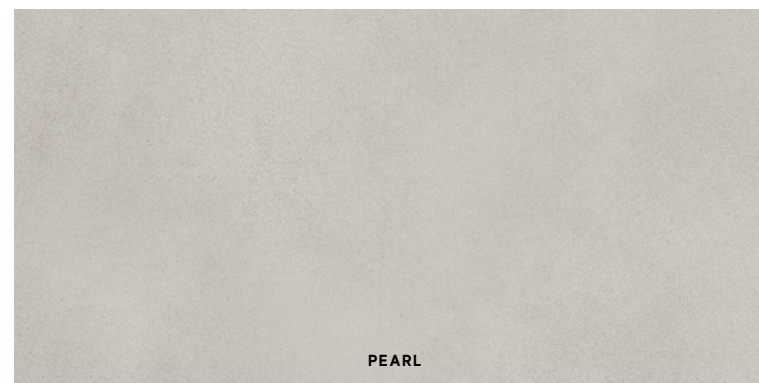
ASH



MOON



WHITE




PEARL



GREY



SMOKE



TARMAC

INDEX



PRODUCT FINDER



SURFACE RANGE



COMPANY



COLLECTIONS



- 3D WALL
- CONCRETE & RESIN LOOK
- MARBLE LOOK
- STONE LOOK
- WOOD LOOK


LARGE SIZES



SLABS FOR COUNTERTOPS & FURNITURE



BATHROOM FURNITURE & TABLES



FACADES




TECHNICAL SPECIFICATIONS




Boost Balance

Porcelain Tiles

DECOR RANGE




AJY9 Boost Balance Pure Mosaico Matte Sensitech
30x30 - 1 1/4" x 1 1/4"



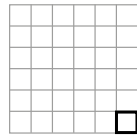
AJZB Boost Balance Ivory Mosaico Matte Sensitech
30x30 - 1 1/4" x 1 1/4"



AJZC Boost Balance Cream Mosaico Matte Sensitech
30x30 - 1 1/4" x 1 1/4"




AJZD Boost Balance Ash Mosaico Matte Sensitech
30x30 - 1 1/4" x 1 1/4"



4,8x4,8 cm - 1 7/8" x 1 7/8"



AJZE Boost Balance Moon Mosaico Matte Sensitech
30x30 - 1 1/4" x 1 1/4"




AJZA Boost Balance White Mosaico Matte Sensitech
30x30 - 1 1/4" x 1 1/4"




AJZF Boost Balance Pearl Mosaico Matte Sensitech
30x30 - 1 1/4" x 1 1/4"



AJZG Boost Balance Grey Mosaico Matte Sensitech
30x30 - 1 1/4" x 1 1/4"




AJZH Boost Balance Smoke Mosaico Matte Sensitech
30x30 - 1 1/4" x 1 1/4"



AJZI Boost Balance Tarmac Mosaico Matte Sensitech
30x30 - 1 1/4" x 1 1/4"



AJ3Q Boost Balance Pure Matte Sensitech
AJ3G Boost Balance Pure Velvet Velvtech
Mosaico Strings ⁽¹⁾
60x120 - 23 5/8" x 47 1/4"



AJ3S Boost Balance Ivory Matte Sensitech
AJ3I Boost Balance Ivory Velvet Velvtech
Mosaico Strings ⁽¹⁾
60x120 - 23 5/8" x 47 1/4"




AJ3T Boost Balance Cream Matte Sensitech
AJ3J Boost Balance Cream Velvet Velvtech
Mosaico Strings ⁽¹⁾
60x120 - 23 5/8" x 47 1/4"



AJ3U Boost Balance Ash Matte Sensitech
AJ3K Boost Balance Ash Velvet Velvtech
Mosaico Strings ⁽¹⁾
60x120 - 23 5/8" x 47 1/4"




AJ3V Boost Balance Moon Matte Sensitech
AJ3L Boost Balance Moon Velvet Velvtech
Mosaico Strings ⁽¹⁾
60x120 - 23 5/8" x 47 1/4"



AJ3X Boost Balance Grey Matte Sensitech
AJ3N Boost Balance Grey Velvet Velvtech
Mosaico Strings ⁽¹⁾
60x120 - 23 5/8" x 47 1/4"



AJ3R Boost Balance White Matte Sensitech
AJ3H Boost Balance White Velvet Velvtech
Mosaico Strings ⁽¹⁾
60x120 - 23 5/8" x 47 1/4"



AJ3Y Boost Balance Smoke Matte Sensitech
AJ3O Boost Balance Smoke Velvet Velvtech
Mosaico Strings ⁽¹⁾
60x120 - 23 5/8" x 47 1/4"



AJ3W Boost Balance Pearl Matte Sensitech
AJ3M Boost Balance Pearl Velvet Velvtech
Mosaico Strings ⁽¹⁾
60x120 - 23 5/8" x 47 1/4"




AJ3Z Boost Balance Tarmac Matte Sensitech
AJ3P Boost Balance Tarmac Velvet Velvtech
Mosaico Strings ⁽¹⁾
60x120 - 23 5/8" x 47 1/4"

PRECAUTIONS
VELVET IS A DELICATE SURFACE

The Velvet finish is a delicate surface that requires care. To preserve its beauty and ensure proper use, please refer to our instructions on page 378.

La finitura Velvet è una superficie delicata che merita attenzione. Per mantenerne integra la bellezza e garantire un uso adeguato, consultare le nostre istruzioni pag 378.



60x120 cm - 23 5/8" x 47 1/4"

⁽¹⁾ Engraved mosaic. For best results it is advisable to completely plaster the engravings. - Mosaico inciso, per risultato ottimale si consiglia di stuccare completamente le incisioni. - Mosaïque gravée; pour de meilleurs résultats, il est recommandé de remplir complètement les gravures. - Graviertes Mosaik; für ein optimales Resultat sollten die Gravuren vollständig verspachtelt werden. - Mosaico grabado, para obtener los mejores resultados se recomienda enmasillar el grabado en su totalidad. - Высеченная мозаика. Для оптимального результата рекомендуется полностью заделать углубления затиркой. Применение декоративных материалов.

INDEX



PRODUCT FINDER



SURFACE RANGE



COMPANY



COLLECTIONS



- 3D WALL
- CONCRETE & RESIN LOOK
- MARBLE LOOK
- STONE LOOK
- WOOD LOOK

LARGE SIZES



SLABS FOR COUNTERTOPS & FURNITURE



BATHROOM FURNITURE & TABLES



FACADES



TECHNICAL SPECIFICATIONS



Boost Balance

Porcelain Tiles

DECOR RANGE



AJX1 Boost Balance Pure
Mosaico Lock Matte **Sensitech**
37,4x50,5 - 14³/₄"x19¹/₈"

AJX3 Boost Balance Ivory
Mosaico Lock Matte **Sensitech**
37,4x50,5 - 14³/₄"x19¹/₈"

AJX4 Boost Balance Cream
Mosaico Lock Matte **Sensitech**
37,4x50,5 - 14³/₄"x19¹/₈"



AJX5 Boost Balance Ash
Mosaico Lock Matte **Sensitech**
37,4x50,5 - 14³/₄"x19¹/₈"

AJX6 Boost Balance Moon
Mosaico Lock Matte **Sensitech**
37,4x50,5 - 14³/₄"x19¹/₈"

AJX2 Boost Balance White
Mosaico Lock Matte **Sensitech**
37,4x50,5 - 14³/₄"x19¹/₈"

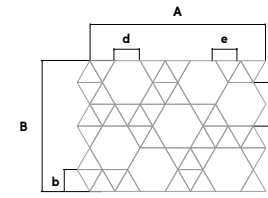


AJUF Boost Balance Pearl
Mosaico Lock Matte **Sensitech**
37,4x50,5 - 14³/₄"x19¹/₈"

AJX7 Boost Balance Grey
Mosaico Lock Matte **Sensitech**
37,4x50,5 - 14³/₄"x19¹/₈"

AJX8 Boost Balance Smoke
Mosaico Lock Matte **Sensitech**
37,4x50,5 - 14³/₄"x19¹/₈"

AJX9 Boost Balance Tarmac
Mosaico Lock Matte **Sensitech**
37,4x50,5 - 14³/₄"x19¹/₈"



- A** 50,5 cm - 19⁷/₈"
- B** 37,4 cm - 15¹/₄"
- b** 6 cm - 2³/₈"
- c** 12,3 cm - 4⁷/₈"
- d** 7,1 cm - 2⁷/₈"
- e** 6,8 cm - 2⁵/₈"



| TRIM TILES P. 292 | Battiscopa | | Gradino * | | Scalino * | | Scalino Ang.* | Battiscopa Sag. Scala * | Elemento L | Davanzale / Soglia | Corner * | Corner A.E * | | |
|----------------------|--|---|---|--|---|---|--|-------------------------|---|---|--|--|---|------|
| | 7,2x120 cm 2 ⁷ / ₈ "x47 ¹ / ₄ " | 7,2x80 cm 2 ⁷ / ₈ "x31 ¹ / ₂ " | 7,2x60 cm 2 ⁷ / ₈ "x23 ³ / ₈ " | 30x120 cm 11 ⁷ / ₈ "x47 ¹ / ₄ " | 30x60 cm 11 ⁷ / ₈ "x23 ³ / ₈ " | 33x120 cm 13"x47 ¹ / ₄ " | 33x60 cm 13"x23 ³ / ₈ " | 33x33 cm 13"x13" | 7,2x30 cm 2 ⁷ / ₈ "x11 ⁷ / ₈ " | 33x120 H.4 cm 13"x47 ¹ / ₄ " H.1 ¹ / ₈ " | max 315x50 H.4 cm 124"x19 ¹ / ₈ " H.1 ¹ / ₈ " | 1x120 cm 3 ⁷ / ₈ "x47 ¹ / ₄ " | 1x1 cm 3 ⁷ / ₈ "x1 ¹ / ₈ " | |
| | Matte | Matte | Matte | Matte | Matte | Matte | Matte | Matte | Matte | Grip | Matte | Matte | Matte | |
| Pure | AJZT | HAL6 | AJZ3 | AJØ7 | AJ1H | AJ1R | AJ11 | AJ2B | AJØN | AJØX | AJ2L | * | AJ2V | AJ25 |
| White | AJZU | HALØ | AJZ4 | AJØ8 | AJ1I | AJ1S | AJ12 | AJ2C | AJØO | AJØY | AJ2M | * | AJ2W | AJ26 |
| Ivory | AJZV | HAL2 | AJZ5 | AJØ9 | AJ1J | AJ1T | AJ13 | AJ2D | AJØP | AJØZ | AJ2N | * | AJ2X | AJ27 |
| Cream | AJZW | HALZ | AJZ6 | AJ1A | AJ1K | AJ1U | AJ14 | AJ2E | AJØQ | AJØØ | AJ2O | * | AJ2Y | AJ28 |
| Ash | AJZX | HALY | AJZ7 | AJ1B | AJ1L | AJ1V | AJ15 | AJ2F | AJØR | AJØ1 | AJ2P | * | AJ2Z | AJ29 |
| Moon | AJZY | HAL7 | AJZ8 | AJ1C | AJ1M | AJ1W | AJ16 | AJ2G | AJØS | AJØ2 | AJ2Q | * | AJ2Ø | AJ3A |
| Pearl | AJZZ | HAL4 | AJZ9 | AJ1D | AJ1N | AJ1X | AJ17 | AJ2H | AJØT | AJØ3 | AJ2R | * | AJ21 | AJ3B |
| Grey | AJZØ | HAL5 | AJØA | AJ1E | AJ1O | AJ1Y | AJ18 | AJ2I | AJØU | AJØ4 | AJ2S | * | AJ22 | AJ3C |
| Smoke | AJZ1 | HALW | AJØB | AJ1F | AJ1P | AJ1Z | AJ19 | AJ2J | AJØV | AJØ5 | AJ2T | * | AJ23 | AJ3D |
| Tarmac | AJZ2 | HALX | AJØC | AJ1G | AJ1Q | AJ1Ø | AJ2A | AJ2K | AJØW | AJØ6 | AJ2U | * | AJ24 | AJ3E |

* These parts are supplied to order - I pezzi sono disponibili su ordinazione - Les pièces sont disponibles sur commande - Die Teile sind auf Bestellung lieferbar - Las piezas se hacen por encargo - Идетовляются на заказ

INDEX ☰

PRODUCT FINDER ➤

SURFACE RANGE ➤

COMPANY ➤

COLLECTIONS ➤

- 3D WALL
- CONCRETE & RESIN LOOK
- MARBLE LOOK
- STONE LOOK
- WOOD LOOK

LARGE SIZES ➤

SLABS FOR COUNTERTOPS & FURNITURE ➤


BATHROOM FURNITURE & TABLES ➤

FACADES ➤

TECHNICAL SPECIFICATIONS ➤

Boost Color

In collaboration
with **Piero Lissoni**




Color is Key.
A palette of 14 pastel colors.

Author signature.
Special selection by Piero Lissoni.

Contemporary combination.
Dynamic color interplay, with the neutral tones of Boost Balance.

Decorative Texture.
Wide décor range, featuring the unique Frog texture, designed by Piero Lissoni.



Floor Wall Decors




Wall Tiles RECTIFIED MONOCALIBER

| Sizes | Thickness | Surface finish |
|---|-----------|----------------|
| 50x120 cm - 19 ⁵ / ₈ "x47 ¹ / ₄ " | ± 8,5 mm | Matte |
| 3D WALL TILES | | |
| 50x120 cm - 19 ⁵ / ₈ "x47 ¹ / ₄ " | ± 8,5 mm | Matte |

FROG : DESIGN BY **PIERO LISSONI**




3D WALL DESIGN





Porcelain Tiles RECTIFIED MONOCALIBER


| Sizes | Thickness | Surface finish |
|---|-----------|----------------|
| 120x278 cm - 47 ¹ / ₄ "x109 ¹ / ₂ " | ± 6 mm | Matte R9 A |

FROG : DESIGN BY **PIERO LISSONI**



INDEX 


PRODUCT FINDER 


SURFACE RANGE 

COMPANY 


COLLECTIONS 


3D WALL
CONCRETE & RESIN LOOK
MARBLE LOOK
STONE LOOK
WOOD LOOK

LARGE SIZES 

SLABS FOR COUNTERTOPS & FURNITURE 

BATHROOM FURNITURE & TABLES 

FACADES 

TECHNICAL SPECIFICATIONS 

Boost Color Wall Tiles



MATTE SURFACE

Wall



± 8,5 mm

50x120 cm - 19⁵/₈"x47¹/₄"

AKMW Boost Color Pure

AKMX Boost Color Moon

AKMY Boost Color Dove

AKMZ Boost Color Linen

AKMØ Boost Color Mauve

AKM1 Boost Color Pebble

AKM2 Boost Color Cream

AKM3 Boost Color Sun

AKM4 Boost Color Salix

AKM5 Boost Color Mint

AKM6 Boost Color Jade

AKM7 Boost Color Teal

AKM8 Boost Color Iris

AKM9 Boost Color Navy

TRIM TILES



1,4x50 cm - ⁵/₈"x19⁵/₈"

APZW Boost Color Pure Corner 50 *

APZX Boost Color Moon Corner 50 *

APZY Boost Color Dove Corner 50 *

APZZ Boost Color Linen Corner 50 *

APZØ Boost Color Mauve Corner 50 *

APZ1 Boost Color Pebble Corner 50 *

APZ2 Boost Color Cream Corner 50 *

APZ3 Boost Color Sun Corner 50 *

APZ4 Boost Color Salix Corner 50 *

APZ5 Boost Color Mint Corner 50 *

APZ6 Boost Color Jade Corner 50 *

APZ7 Boost Color Teal Corner 50 *

APZ8 Boost Color Iris Corner 50 *

APZ9 Boost Color Navy Corner 50 *



1,4x1,4 cm - ⁵/₈"x⁵/₈"

APØB Boost Color Pure Corner A.E. *

APØC Boost Color Moon Corner A.E. *

APØD Boost Color Dove Corner A.E. *

APØE Boost Color Linen Corner A.E. *

APØF Boost Color Mauve Corner A.E. *

APØG Boost Color Pebble Corner A.E. *

APØH Boost Color Cream Corner A.E. *

APØI Boost Color Sun Corner A.E. *

APØJ Boost Color Salix Corner A.E. *

APØK Boost Color Mint Corner A.E. *

APØL Boost Color Jade Corner A.E. *

APØM Boost Color Teal Corner A.E. *

APØN Boost Color Iris Corner A.E. *

APØO Boost Color Navy Corner A.E. *

* These parts are supplied to order - I pezzi sono disponibili su ordinazione
Les pièces sont disponibles sur commande - Die Teile sind auf Bestellung lieferbar
Las piezas se hacen por encargo - Изготавливаются на заказ



DECOR RANGE




APZR Boost Color Linen
3D Pleat
50x120 cm - 19⁵/₈"x47¹/₄"



APZT Boost Color Mauve
3D Pleat
50x120 cm - 19⁵/₈"x47¹/₄"




APZU Boost Color Jade
3D Pleat
50x120 cm - 19⁵/₈"x47¹/₄"




APZV Boost Color Iris
3D Pleat
50x120 cm - 19⁵/₈"x47¹/₄"

FROG : DESIGN BY PIERO LISSONI



AKN6 Boost Color Pure
Frog
50x120 cm - 19⁵/₈"x47¹/₄"



AKN7 Boost Color Dove
Frog
50x120 cm - 19⁵/₈"x47¹/₄"



AKN8 Boost Color Navy
Frog
50x120 cm - 19⁵/₈"x47¹/₄"

INDEX



PRODUCT
FINDER



SURFACE
RANGE



COMPANY



COLLECTIONS



- 3D WALL
- CONCRETE & RESIN LOOK
- MARBLE LOOK
- STONE LOOK
- WOOD LOOK

LARGE SIZES



SLABS FOR
COUNTERTOPS
& FURNITURE



BATHROOM
FURNITURE
& TABLES



FACADES




TECHNICAL
SPECIFICATIONS




Boost Color Wall Tiles

DECOR RANGE



AP3U Boost Color Decoro Mint
Shade
50x120 cm - 19⁵/₈"x47¹/₄"




AP3V Boost Color Decoro Dove
Shade
50x120 cm - 19⁵/₈"x47¹/₄"



AP3T Boost Color Decoro Iris
Shade
50x120 cm - 19⁵/₈"x47¹/₄"



AP1J Boost Color Linen
Mosaico Ruler
50x40 cm - 23³/₈"x15¹/₂"




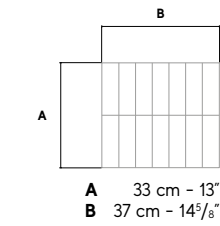
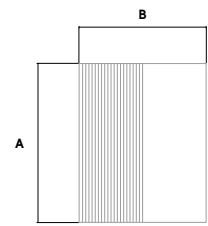
APIK Boost Color Mauve
Mosaico Ruler
50x40 cm - 23³/₈"x15¹/₂"




APIL Boost Color Jade
Mosaico Ruler
50x40 cm - 23³/₈"x15¹/₂"




APIM Boost Color Iris
Mosaico Ruler
50x40 cm - 23³/₈"x15¹/₂"




APIN Boost Color Pure
Mosaico Brick
33x37 cm - 13"x14¹/₂"




AP1P Boost Color Moon
Mosaico Brick
33x37 cm - 13"x14¹/₂"




APIQ Boost Color Dove
Mosaico Brick
33x37 cm - 13"x14¹/₂"




AP1R Boost Color Linen
Mosaico Brick
33x37 cm - 13"x14¹/₂"




AP1S Boost Color Mauve
Mosaico Brick
33x37 cm - 13"x14¹/₂"




AP1T Boost Color Pebble
Mosaico Brick
33x37 cm - 13"x14¹/₂"




AP1U Boost Color Cream
Mosaico Brick
33x37 cm - 13"x14¹/₂"




AP1V Boost Color Sun
Mosaico Brick
33x37 cm - 13"x14¹/₂"




AP1W Boost Color Salix
Mosaico Brick
33x37 cm - 13"x14¹/₂"




AP1X Boost Color Mint
Mosaico Brick
33x37 cm - 13"x14¹/₂"




AP1Y Boost Color Jade
Mosaico Brick
33x37 cm - 13"x14¹/₂"



AP1Z Boost Color Teal
Mosaico Brick
33x37 cm - 13"x14¹/₂"



AP2B Boost Color Iris
Mosaico Brick
33x37 cm - 13"x14¹/₂"



AP2C Boost Color Navy
Mosaico Brick
33x37 cm - 13"x14¹/₂"

INDEX



PRODUCT
FINDER



SURFACE
RANGE



COMPANY



COLLECTIONS



- 3D WALL
- CONCRETE & RESIN LOOK
- MARBLE LOOK
- STONE LOOK
- WOOD LOOK

LARGE SIZES



SLABS FOR
COUNTERTOPS
& FURNITURE



BATHROOM
FURNITURE
& TABLES



FACADES



TECHNICAL
SPECIFICATIONS



Boost Color

Porcelain Tiles



MATTE SURFACE

Floor Wall



± 6 mm
120x278 cm - 47 1/4" x 109 1/2"
AKNE Boost Color Mauve
AKNI Boost Color Salix
AKNK Boost Color Jade
AKNL Boost Color Teal
AP3R Boost Color Pure Frog

FROG : DESIGN BY PIERO LISSONI



JADE



TEAL



MAUVE



SALIX



FROG PURE

INDEX



PRODUCT FINDER



SURFACE RANGE



COMPANY



COLLECTIONS



- 3D WALL
- CONCRETE & RESIN LOOK
- MARBLE LOOK
- STONE LOOK
- WOOD LOOK

LARGE SIZES



SLABS FOR COUNTERTOPS & FURNITURE



BATHROOM FURNITURE & TABLES



FACADES

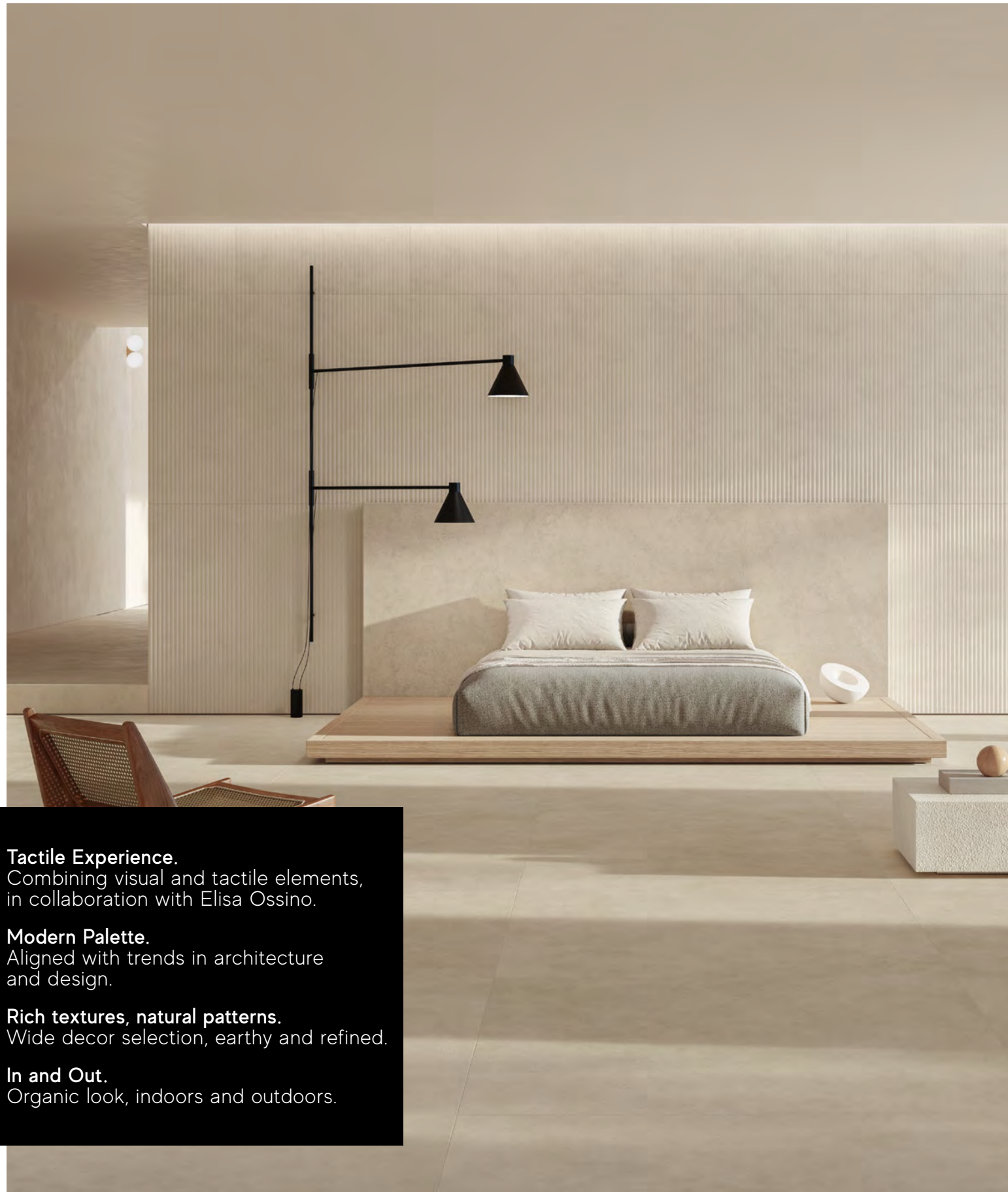


TECHNICAL SPECIFICATIONS



Boost Expression

In collaboration with Elisa Ossino



Tactile Experience.
Combining visual and tactile elements, in collaboration with Elisa Ossino.

Modern Palette.
Aligned with trends in architecture and design.

Rich textures, natural patterns.
Wide decor selection, earthy and refined.

In and Out.
Organic look, indoors and outdoors.



COLLECTION CATALOG



VIDEO

- Floor
- Wall
- Decors
- Outdoor
- Facades



Porcelain Tiles RECTIFIED MONOCALIBER

| Sizes | Thickness | Surface finish |
|---------------------------------|-----------|-----------------------|
| 120x278 cm - 47 1/4" x 109 1/2" | ± 6 mm | Matte R9 A |
| 120x120 cm - 47 1/4" x 47 1/4" | ± 9 mm | Matte Sensitech R10 B |
| 60x120 cm - 23 5/8" x 47 1/4" | ± 9 mm | Matte Sensitech R10 B |
| 80x80 cm - 31 1/2" x 31 1/2" | ± 9 mm | Matte Sensitech R10 B |
| 60x60 cm - 23 5/8" x 23 5/8" | ± 9 mm | Matte Sensitech R10 B |
| 30x60 cm - 11 3/4" x 23 5/8" | ± 9 mm | Matte Sensitech R10 B |

LARGE SIZES P. 296

OUTDOOR AND WET AREAS


| | | |
|--------------------------------|---------|-------------------------|
| 120x120 cm - 47 1/4" x 47 1/4" | ± 9 mm | Grip Sensitech R11 C |
| 60x120 cm - 23 5/8" x 47 1/4" | ± 9 mm | Grip Sensitech R11 C |
| 120x120 cm - 47 1/4" x 47 1/4" | ± 20 mm | Outdoor Sensitech R11 C |
| 60x120 cm - 23 5/8" x 47 1/4" | ± 20 mm | Outdoor Sensitech R11 C |
| 80x80 cm - 31 1/2" x 31 1/2" | ± 20 mm | Outdoor Sensitech R11 C |
| 60x60 cm - 23 5/8" x 23 5/8" | ± 20 mm | Outdoor Sensitech R11 C |

Wall Tiles RECTIFIED MONOCALIBER

| Sizes | Thickness | Surface finish |
|-------------------------------|-----------|----------------|
| 50x120 cm - 19 5/8" x 47 1/4" | ± 8,5 mm | Matte |
| 3D WALL TILES | | |
| 50x120 cm - 19 5/8" x 47 1/4" | ± 10 mm | Matte |



DESIGN BY ELISA OSSINO



INDEX



PRODUCT FINDER



SURFACE RANGE



COMPANY



COLLECTIONS



3D WALL
CONCRETE & RESIN LOOK
MARBLE LOOK
STONE LOOK
WOOD LOOK

LARGE SIZES



SLABS FOR COUNTERTOPS & FURNITURE



BATHROOM FURNITURE & TABLES



FACADES



TECHNICAL SPECIFICATIONS



Boost Expression

Porcelain Tiles



Matte ± 6 mm



Matte Sensitech ± 9 mm
Grip Sensitech ± 9 mm
Outdoor Sensitech ± 20 mm



R9 A Matte ± 6 mm
R10 B Matte Sensitech ± 9 mm
R11 C Grip Sensitech ± 9 mm
R11 C Outdoor Sensitech ± 20 mm



V2 Slight Variation

MATTE SURFACE

Floor Wall



± 6 mm
120x278 cm - 47 1/4" x 109 1/2"
AYSE Boost Expression Ice
AYSF Boost Expression Haze
AYSG Boost Expression Glow
AYSH Boost Expression Shell
AYSI Boost Expression Camel
AYSJ Boost Expression Tan
AYSN Boost Expression Duo Camel ⁽¹⁾
AYSM Boost Expression Duo Haze ⁽²⁾



Sensitech
± 9 mm
120x120 cm - 47 1/4" x 47 1/4"
AYT2 Boost Expression Ice
AYT4 Boost Expression Haze
AYT5 Boost Expression Carbon
AYT7 Boost Expression Glow
AYT8 Boost Expression Shell
AYT9 Boost Expression Camel
AYUA Boost Expression Tan



Sensitech
± 9 mm
80x80 cm - 31 1/2" x 31 1/2"
AYVD Boost Expression Ice
AYVE Boost Expression Haze
AYVF Boost Expression Carbon
AYVG Boost Expression Glow
AYVH Boost Expression Shell
AYVI Boost Expression Camel
AYVJ Boost Expression Tan



Sensitech
± 9 mm
60x120 cm - 23 5/8" x 47 1/4"
AYUT Boost Expression Ice
AYUU Boost Expression Haze
AYUV Boost Expression Carbon
AYUW Boost Expression Glow
AYUX Boost Expression Shell
AYUY Boost Expression Camel
AYUZ Boost Expression Tan



Sensitech
± 9 mm
60x60 cm - 23 5/8" x 23 5/8"
AYVK Boost Expression Ice
AYVL Boost Expression Haze
AYVM Boost Expression Carbon
AYVN Boost Expression Glow
AYVO Boost Expression Shell
AYVP Boost Expression Camel
AYVQ Boost Expression Tan



Sensitech
± 9 mm
30x60 cm - 11 3/4" x 23 5/8"
AYVR Boost Expression Ice
AYVS Boost Expression Haze
AYVT Boost Expression Carbon
AYVU Boost Expression Glow
AYVV Boost Expression Shell
AYVØ Boost Expression Camel
AYV1 Boost Expression Tan

GRIP SURFACE

Outdoor



Sensitech
± 9 mm
120x120 cm - 47 1/4" x 47 1/4"
AYUN Boost Expression Ice Grip
AYUO Boost Expression Haze Grip
AYUP Boost Expression Shell Grip
AYUQ Boost Expression Glow Grip
AYUR Boost Expression Camel Grip
AYUS Boost Expression Tan Grip



Sensitech
± 9 mm
60x120 cm - 23 5/8" x 47 1/4"
AYUØ Boost Expression Ice Grip
AYU1 Boost Expression Haze Grip
AYU2 Boost Expression Shell Grip
AYU3 Boost Expression Glow Grip
AYU4 Boost Expression Camel Grip
AYU5 Boost Expression Tan Grip

OUTDOOR ± 20 mm



Sensitech
± 20 mm
120x120 cm - 47 1/4" x 47 1/4"
AYRS Boost Expression Ice 20 mm
AYRT Boost Expression Haze 20 mm
AYRU Boost Expression Shell 20 mm



Sensitech
± 20 mm
80x80 cm - 31 1/2" x 31 1/2"
AYRY Boost Expression Ice 20 mm
AYRZ Boost Expression Haze 20 mm
AYRØ Boost Expression Shell 20 mm



Sensitech
± 20 mm
60x120 cm - 23 5/8" x 47 1/4"
AYRV Boost Expression Ice 20 mm
AYRW Boost Expression Haze 20 mm
AYRX Boost Expression Shell 20 mm



Sensitech
± 20 mm
60x60 cm - 23 5/8" x 23 5/8"
AYR1 Boost Expression Ice 20 mm
AYR2 Boost Expression Haze 20 mm
AYR3 Boost Expression Shell 20 mm



GLOW




SHELL



CAMEL




TAN



ICE



HAZE



CARBON

⁽¹⁾ It can be combined with: Camel and Glow. - Abbinabile con: Camel e Glow. - Peut être combiné avec: Camel et Glow. - Kombinierbar mit: Camel und Glow. - Combinable con: Camel y Glow. - Совместимы с: Camel и Glow.

⁽²⁾ It can be combined with: Haze and Ice. - Abbinabile con: Haze e Ice. - Peut être combiné avec: Haze et Ice. - Kombinierbar mit: Haze und Ice. - Combinable con: Haze y Ice. - Совместимы с: Haze и Ice.

INDEX



PRODUCT FINDER



SURFACE RANGE



COMPANY



COLLECTIONS



- 3D WALL
- CONCRETE & RESIN LOOK
- MARBLE LOOK
- STONE LOOK
- WOOD LOOK

LARGE SIZES



SLABS FOR COUNTERTOPS & FURNITURE



BATHROOM FURNITURE & TABLES



FACADES




TECHNICAL SPECIFICATIONS



Boost Expression

Porcelain Tiles

DECOR RANGE




AYY1 Boost Expression Glow
Mosaico Circle
Matte Sensitech
32x32 cm - 12³/₈"x12³/₈"



AYY2 Boost Expression Shell
Mosaico Circle
Matte Sensitech
32x32 cm - 12³/₈"x12³/₈"



AYY3 Boost Expression Camel
Mosaico Circle
Matte Sensitech
32x32 cm - 12³/₈"x12³/₈"




AYY4 Boost Expression Tan
Mosaico Circle
Matte Sensitech
32x32 cm - 12³/₈"x12³/₈"



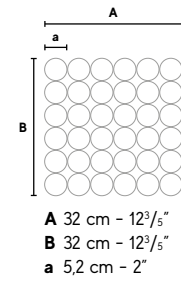
AYYY Boost Expression Ice
Mosaico Circle
Matte Sensitech
32x32 cm - 12³/₈"x12³/₈"




AYYZ Boost Expression Haze
Mosaico Circle
Matte Sensitech
32x32 cm - 12³/₈"x12³/₈"



AYYØ Boost Expression Carbon
Mosaico Circle
Matte Sensitech
32x32 cm - 12³/₈"x12³/₈"



BIG SLABS DECORS



AYSN Boost Expression Duo Camel ⁽¹⁾ ♦
120x278 cm - 47¹/₄"x109¹/₂"

AYSM Boost Expression Duo Haze ⁽²⁾ ♦
120x278 cm - 47¹/₄"x109¹/₂"




AYY8 Boost Expression Glow
Mosaico Ellipse
Matte Sensitech
37x37,8 cm - 14³/₈"x14⁷/₈"



AYY9 Boost Expression Shell
Mosaico Ellipse
Matte Sensitech
37x37,8 cm - 14³/₈"x14⁷/₈"



AYZA Boost Expression Camel
Mosaico Ellipse
Matte Sensitech
37x37,8 cm - 14³/₈"x14⁷/₈"




AYZB Boost Expression Tan
Mosaico Ellipse
Matte Sensitech
37x37,8 cm - 14³/₈"x14⁷/₈"



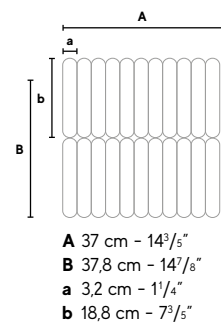
AYY5 Boost Expression Ice
Mosaico Ellipse
Matte Sensitech
37x37,8 cm - 14³/₈"x14⁷/₈"



AYY6 Boost Expression Haze
Mosaico Ellipse
Matte Sensitech
37x37,8 cm - 14³/₈"x14⁷/₈"



AYY7 Boost Expression Carbon
Mosaico Ellipse
Matte Sensitech
37x37,8 cm - 14³/₈"x14⁷/₈"



These mosaics allow you to customize a wall by choosing the grout color during the laying phase. The colors presented in these pages are mood suggestions and purely indicative. - Questi mosaici permettono di personalizzare la parete attraverso la scelta del colore dello stucco durante la fase di posa. I colori presentati in queste pagine sono suggerimenti di mood e sono puramente indicativi. - Ces mosaïques permettent de personnaliser le mur moyennant le choix du coloris du joint pendant la phase de pose. Les couleurs présentés sur ces pages sont des idées de mood fournies qu'à titre purement indicatif. - Diese Mosaik können zur Personalisierung der Wand mit Fugenmassen in Farben nach Wahl verlegt werden. Die auf diesen Seiten abgebildeten Farben verstehen sich als unverbindliche Beispiele für den erzielbaren Gesamteindruck. - Con estos mosaicos es posible llevar a cabo cualquier idea de personalización de la pared, con la elección del color del estuco durante la fase de colocación. Los colores que les presentamos en estas páginas son sugerencias de estados de ánimo ("mood") y puramente indicativos. Эта мозаика позволяет индивидуализировать стену путем выбора цвета шовной затирки. Цвета, представленные на этих страницах, приведены в качестве примеров и носят ориентировочный характер.

For the best performance of the mosaic, we recommend the use of epoxy mortars (class RG - EN 13888/ISO 13007) or decorative resins-cement, following the manufacturer's instructions. - Al fine di ottenere una resa ottimale del mosaico, è consigliato l'utilizzo di malte epossidiche (classe RG - EN 13888/ISO 13007) o di resine cementizie attendendosi alle indicazioni di utilizzo fornite dal produttore. - Afin d'obtenir un rendu optimal de la mosaïque, nous vous conseillons d'utiliser des mortiers époxy (classe RG - EN 13888/ISO 13007) ou des résines à base de ciment, en suivant les indications d'utilisation fournies par le fabricant. - Um das Mosaik optimal zur Geltung zu bringen, empfehlen wir die Verwendung von Epoxidharzfugenmörtel (Klasse RG - EN 13888/ISO 13007) oder von vergüteten Fugenmörteln unter Beachtung der vom Hersteller angegebenen Verwendungshinweise. - Para obtener un rendimiento óptimo del mosaico, se aconseja utilizar mortero epoxi (clase RG - EN 13888/ISO 13007) o resinas de cemento siguiendo las indicaciones entregadas por el fabricante. - Для наилучшего эстетического результата при укладке мозаики рекомендуется использовать эпоксидные растворы (класс RG - EN 13888/ISO 13007) или полимерцемент, соблюдая инструкции производителя.

| TRIM TILES P. 292 | Battiscopa | | Gradino * | | Scalino * | | Scalino Ang.* | Battiscopa Sag. Scala * | | Elemento L | Corner * ± 6 mm | Corner A.E.* ± 6 mm | |
|----------------------|--|---|---|--|---|---|--|-------------------------|---|---|---|------------------------|------|
| | 7,2x120 cm 2 ⁷ / ₈ "x47 ¹ / ₄ " | 7,2x80 cm 2 ⁷ / ₈ "x31 ¹ / ₂ " | 7,2x60 cm 2 ⁷ / ₈ "x23 ³ / ₈ " | 30x120 cm 11 ¹ / ₄ "x47 ¹ / ₄ " | 30x60 cm 11 ¹ / ₄ "x23 ³ / ₈ " | 33x120 cm 13"x47 ¹ / ₄ " | 33x60 cm 13"x23 ³ / ₈ " | 33x33 cm 13"x13" | 7,2x30 cm 2 ⁷ / ₈ "x11 ¹ / ₄ " | 33x120 H. 4 cm 13"x47 ¹ / ₄ " H.1 1/2" | 1x120 cm 3/8"x47 ¹ / ₄ " | 1x1 cm 3/8"x1/8" | |
| | Matte Sensitech | Matte Sensitech | Matte Sensitech | Matte Sensitech | Matte Sensitech | Matte Sensitech | Matte Sensitech | Matte Sensitech | Matte Sensitech DX SX | Grip Sensitech | Matte | Matte | |
| Ice | AZØP | AZØW | AZIB | AZIX | AZI7 | AZ2E | AZ2M | AZ2T | AZIQ | AZII | AZ21 | AZ3A | AZ3J |
| Haze | AZØQ | AZØX | AZIC | AZIY | AZI8 | AZ2F | AZ2N | AZ2U | AZIR | AZIK | AZ22 | AZ3B | AZ3K |
| Carbon | AZØR | AZØY | AZID | AZIZ | AZI9 | AZ2G | AZ2O | AZ2V | AZIS | AZIL | - | - | - |
| Glow | AZØS | AZØZ | AZIE | AZIØ | AZ2A | AZ2H | AZ2P | AZ2W | AZIT | AZIM | AZ24 | AZ3C | AZ3L |
| Shell | AZØT | AZØØ | AZIF | AZI4 | AZ2B | AZ2I | AZ2Q | AZ2X | AZIU | AZIN | AZ27 | AZ3D | AZ3M |
| Camel | AZØU | AZØ9 | AZIG | AZI5 | AZ2C | AZ2K | AZ2R | AZ2Y | AZIV | AZIO | AZ28 | AZ3E | AZ3N |
| Tan | AZØV | AZIA | AZIH | AZI6 | AZ2D | AZ2L | AZ2S | AZZZ | AZIW | AZIP | AZ29 | AZ3F | AZ3O |
| Duo Haze | - | - | - | - | - | - | - | - | - | - | - | AZ3H | AZ3Q |
| Duo Camel | - | - | - | - | - | - | - | - | - | - | - | AZ3I | AZ3R |

* These parts are supplied to order - I pezzi sono disponibili su ordinazione - Les pièces sont disponibles sur commande - Die Teile sind auf Bestellung lieferbar - Las piezas se hacen por encargo - Идетовляются на заказ

⁽¹⁾ It can be combined with: Camel and Glow. - Abbinabile con: Camel e Glow. - Peut être combiné avec: Camel et Glow. - Kombinierbar mit: Camel und Glow. - Combinable con: Camel y Glow. - Совместимы с: Camel и Glow.

⁽²⁾ It can be combined with: Haze and Ice. - Abbinabile con: Haze e Ice. - Peut être combiné avec: Haze et Ice. - Kombinierbar mit: Haze und Ice. - Combinable con: Haze y Ice. - Совместимы с: Haze и Ice.

♦ Graphic pattern. Misalignments in the continuity between different patterns is normal for this type of product. - Decoro grafico. Eventuali disallineamenti nella continuità tra grafiche diverse sono una caratteristica intrinseca di questa tipologia di prodotto. - Les éventuels petits désalignements de la continuité entre différents graphismes sont une caractéristique intrinsèque de cette typologie de produit. - Abweichungen in der Mustergeometrie zwischen einem Teil und einem anderen sind ein Merkmal dieses Produkts. - Las desalineaciones en la geometría del diseño entre una pieza y otra son un rasgo característico de este product. - Несовпадение геометрии рисунка на стыке плит является характеристикой данного вида изделий.

Boost Expression

Wall Tiles



MATTE SURFACE

Wall



± 8,5 mm

50x120 cm - 19⁵/₈"x47¹/₄"

- AYR4 Boost Expression Ice
- AYR5 Boost Expression Glow
- AYR6 Boost Expression Shell
- AYR7 Boost Expression Olive
- AYR8 Boost Expression Cyan
- AYR9 Boost Expression Sienna



± 10 mm 3D WALL

50x120 cm - 19⁵/₈"x47¹/₄"

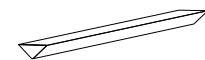
- AYSA Boost Expression 3D Flute Ice
- AYSB Boost Expression 3D Flute Glow
- AYSD Boost Expression 3D Flute Shell

- AYTO Boost Expression 3D Loop Ice
- AYTQ Boost Expression 3D Loop Glow
- AYTR Boost Expression 3D Loop Shell

- AYTT Boost Expression Grain Glow
- AYTU Boost Expression Grain Shell



TRIM TILES



1,4x50 cm - 5¹/₈"x19⁵/₈"

- AYUB Boost Expression Ice Corner 50 *
- AYUC Boost Expression Glow Corner 50 *
- AYUD Boost Expression Shell Corner 50 *
- AYUE Boost Expression Olive Corner 50 *
- AYUF Boost Expression Cyan Corner 50 *
- AYUG Boost Expression Sienna Corner 50 *



1,4x1,4 cm - 5¹/₈"x2¹/₈"

- AYUH Boost Expression Ice Corner A.E. *
- AYUI Boost Expression Glow Corner A.E. *
- AYUJ Boost Expression Shell Corner A.E. *
- AYUK Boost Expression Olive Corner A.E. *
- AYUL Boost Expression Cyan Corner A.E. *
- AYUM Boost Expression Sienna Corner A.E. *


* These parts are supplied to order - I pezzi sono disponibili su ordinazione
 Les pièces sont disponibles sur commande - Die Teile sind auf Bestellung lieferbar
 Las piezas se hacen por encargo - Изготавливаются на заказ



AZ59 Boost Expression Shell
 Life ♦
 50x120 cm - 19⁵/₈"x47¹/₄"



AZ6A Boost Expression Olive
 Life ♦
 50x120 cm - 19⁵/₈"x47¹/₄"



AZ6B Boost Expression Sienna
 Life ♦
 50x120 cm - 19⁵/₈"x47¹/₄"



♦ Graphic pattern. Misalignments in the continuity between different patterns is normal for this type of product. - Decoro grafico. Eventuali disallineamenti nella continuità tra grafiche diverse sono una caratteristica intrinseca di questa tipologia di prodotto. - Les éventuels petits désalignements de la continuité entre différents graphismes sont une caractéristique intrinsèque de cette typologie de produit. - Abweichungen in der Mustergeometrie zwischen einem Teil und einem anderen sind ein Merkmal dieses Produkts. - Las desalineaciones en la geometría del diseño entre una pieza y otra son un rasgo característico de este product. - Несовпадение геометрии рисунка на стыке плит является характеристикой данного вида изделий.

INDEX



PRODUCT
FINDER



SURFACE
RANGE



COMPANY



COLLECTIONS



- 3D WALL
- CONCRETE & RESIN LOOK
- MARBLE LOOK
- STONE LOOK
- WOOD LOOK

LARGE SIZES



SLABS FOR
COUNTERTOPS
& FURNITURE



BATHROOM
FURNITURE
& TABLES



FACADES



TECHNICAL
SPECIFICATIONS




Boost Natural



reddot winner 2022

In collaboration with Matteo Brioni



Natural Inspiration.
A creative dialogue with Matteo Brioni and raw earth.

Authentic character.
Meticulous reproduction of texture and details.

Earthy decors.
3D Surfaces reproducing unique artworks.

Organic palette.
Shades inspired by natural clay.



COLLECTION CATALOG



VIDEO

- Floor
- Wall
- Decors
- Outdoor
- Slabs for countertops and furniture
- Bathroom furniture
- Tables
- Facades



Porcelain Tiles RECTIFIED MONOCALIBER

| Sizes | Thickness | Surface finish |
|---|-----------|-----------------------|
| 120x278 cm - 47 ¹ / ₄ "x109 ¹ / ₂ " | ± 6 mm | Matte R9 A |
| 120x120 cm - 47 ¹ / ₄ "x47 ¹ / ₄ " | ± 9 mm | Matte Sensitech R10 B |
| 60x120 cm - 23 ³ / ₈ "x47 ¹ / ₄ " | ± 9 mm | Matte Sensitech R10 B |
| 80x80 cm - 31 ¹ / ₂ "x31 ¹ / ₂ " | ± 9 mm | Matte Sensitech R10 B |
| 60x60 cm - 23 ³ / ₈ "x23 ³ / ₈ " | ± 9 mm | Matte Sensitech R10 B |
| 30x60 cm - 11 ³ / ₄ "x23 ³ / ₈ " | ± 9 mm | Matte Sensitech R10 B |

LARGE SIZES P. 296

OUTDOOR AND WET AREAS


| | | |
|--|---------|-------------------------|
| 120x120 cm - 47 ¹ / ₄ "x47 ¹ / ₄ " | ± 9 mm | Grip Sensitech R11 C |
| 60x120 cm - 23 ³ / ₈ "x47 ¹ / ₄ " | ± 9 mm | Grip Sensitech R11 C |
| 120x120 cm - 47 ¹ / ₄ "x47 ¹ / ₄ " | ± 20 mm | Outdoor Sensitech R11 C |
| 60x60 cm - 23 ³ / ₈ "x23 ³ / ₈ " | ± 20 mm | Outdoor Sensitech R11 C |

atlasPLAN

| | | |
|-----------------------|--------|----------|
| 160x320 cm - 63"x126" | ± 6 mm | Hammered |
|-----------------------|--------|----------|

SLABS FOR COUNTERTOPS & FURNITURE

| | | |
|--|---------|----------|
| 162x324 cm - 63 ³ / ₄ "x127 ¹ / ₂ " NON-RECTIFIED | ± 12 mm | Hammered |
|--|---------|----------|



Wall Tiles RECTIFIED MONOCALIBER

| Sizes | Thickness | Surface finish |
|---|-----------|----------------|
| 50x120 cm - 19 ⁵ / ₈ "x47 ¹ / ₄ " | ± 8,5 mm | Matte |
| 3D WALL TILES | | |
| 50x120 cm - 19 ⁵ / ₈ "x47 ¹ / ₄ " | ± 8,5 mm | Matte |

INDEX



PRODUCT FINDER



SURFACE RANGE



COMPANY



COLLECTIONS



- 3D WALL
- CONCRETE & RESIN LOOK
- MARBLE LOOK
- STONE LOOK
- WOOD LOOK

LARGE SIZES



SLABS FOR COUNTERTOPS & FURNITURE



BATHROOM FURNITURE & TABLES



FACADES



TECHNICAL SPECIFICATIONS



Boost Natural

Porcelain Tiles



Matte ± 6 mm
Hammered ± 6 mm



Matte Sensitech ± 9 mm
Grip Sensitech ± 9 mm
Outdoor Sensitech ± 20 mm



R9 A Matte ± 6 mm
R10 B Matte Sensitech ± 9 mm
R11 C Grip Sensitech ± 9 mm
R11 C Outdoor Sensitech ± 20 mm



V2 Slight
Variation

MATTE SURFACE

Floor Wall



± 6 mm
160x320 cm - 63"x126"
ALRØ Boost Natural Kaolin Hammered



± 6 mm
120x278 cm - 47 1/4"x109 1/2"
A67D Boost Natural Ecrú
A67E Boost Natural Umber
A67F Boost Natural Coal
A67G Boost Natural Cobalt ⁽¹⁾
A67H Boost Natural Coral
A67B Boost Natural Kaolin
A67C Boost Natural Ash



± 9 mm Sensitech
120x120 cm - 47 1/4"x47 1/4"
A6WU Boost Natural Ecrú
A65O Boost Natural Umber
A65P Boost Natural Coal
A65Q Boost Natural Cobalt ⁽¹⁾
A65R Boost Natural Coral
A65N Boost Natural Kaolin
A6WT Boost Natural Ash



± 9 mm Sensitech
80x80 cm - 31 1/2"x31 1/2"
A9RI Boost Natural Ecrú
A9RG Boost Natural Umber
A9RJ Boost Natural Coal
A9RK Boost Natural Kaolin
A9RH Boost Natural Ash



± 9 mm Sensitech
60x120 cm - 23 5/8"x47 1/4"
A6WW Boost Natural Ecrú
A65T Boost Natural Umber
A65U Boost Natural Coal
A65V Boost Natural Cobalt ⁽¹⁾
A65W Boost Natural Coral
A65S Boost Natural Kaolin
A6VW Boost Natural Ash



± 9 mm Sensitech
60x60 cm - 23 5/8"x23 5/8"
A66E Boost Natural Ecrú
A66F Boost Natural Umber
A66G Boost Natural Coal
A658 Boost Natural Kaolin
A659 Boost Natural Ash



± 9 mm Sensitech
30x60 cm - 11 3/4"x23 5/8"
A66J Boost Natural Ecrú
A66K Boost Natural Umber
A66L Boost Natural Coal
A66H Boost Natural Kaolin
A66I Boost Natural Ash

GRIP SURFACE

OUTDOOR ± 20 mm

Outdoor



± 9 mm Sensitech
120x120 cm - 47 1/4"x47 1/4"
A655 Boost Natural Ecrú Grip
A656 Boost Natural Umber Grip
A657 Boost Natural Coal Grip
A653 Boost Natural Kaolin Grip
A654 Boost Natural Ash Grip



± 9 mm Sensitech
60x120 cm - 23 5/8"x47 1/4"
A65Ø Boost Natural Ecrú Grip
A651 Boost Natural Umber Grip
A652 Boost Natural Coal Grip
A65Y Boost Natural Kaolin Grip
A65Z Boost Natural Ash Grip



± 20 mm Sensitech
120x120 cm - 47 1/4"x47 1/4"
A7Q9 Boost Natural Ecrú 20 mm
A7Q7 Boost Natural Kaolin 20 mm
A7Q8 Boost Natural Ash 20 mm



± 20 mm Sensitech
60x60 cm - 23 5/8"x23 5/8"
A7RC Boost Natural Ecrú 20 mm
A7RA Boost Natural Kaolin 20 mm
A7RB Boost Natural Ash 20 mm

TRIM TILES

P. 292


| | Battiscopa | | Gradino * | | Scalino * | | Scalino Ang.* | Battiscopa Sag. Scala * | | Davanzale / Soglia * | Elemento L | Corner * ± 6 mm | Corner A.E.* ± 6 mm | |
|--------|------------------------------|-----------------------------|-----------------------------|------------------------------|-----------------------------|--------------------------|-------------------------|-------------------------|-----------------------------|--|--|--------------------------|------------------------|------|
| | 7,2x120 cm 2 7/8"x47 1/4" | 7,2x80 cm 2 7/8"x31 1/2" | 7,2x60 cm 2 7/8"x23 5/8" | 30x120 cm 11 1/4"x47 1/4" | 30x60 cm 11 1/4"x23 5/8" | 33x120 cm 13"x47 1/4" | 33x60 cm 13"x23 5/8" | 33x33 cm 13"x13" | 7,2x30 cm 2 7/8"x11 1/4" | max 315x50 H.4 cm 124"x19 1/2" H.1 1/2" | 33x120 H. 4 cm 13"x47 1/4" H.1 1/2" | 1x120 cm 3/8"x47 1/4" | 1x1 cm 3/8"x3/8" | |
| | Matte | Matte | Matte | Matte | Matte | Matte | Matte | Matte | Matte | Matte | Grip | Matte | Matte | |
| Kaolin | A7DV | HAMC | A7DQ | A7EQ | A7EL | A7IQ | A7IL | A7IX | DX A7D9 | SX A7D2 | • | A7I4 | A7MY | A7M5 |
| Ash | A7DW | HAL9 | A7DR | A7ER | A7EM | A7IR | A7IM | A7IY | A7EA | A7D3 | • | A7I5 | A7MZ | A7M6 |
| Ecrú | A7DX | HAMA | A7DS | A7ES | A7EN | A7IS | A7IN | A7IZ | A7EB | A7D4 | • | A7I6 | A7MØ | A7M7 |
| Umber | A7DY | HAL8 | A7DT | A7ET | A7EO | A7IT | A7IO | A7IØ | A7EC | A7D5 | • | A7I7 | A7M1 | A7M8 |
| Coal | A7DZ | HAMB | A7DU | A7EU | A7EP | A7IU | A7IP | A7I1 | A7ED | A7D6 | • | A7I8 | A7M2 | A7M9 |
| Cobalt | A7DØ | - | - | A7EV | - | A7IV | - | A7I2 | A7EE | A7D7 | • | - | A7M3 | A7NA |
| Coral | A7D1 | - | - | A7EW | - | A7IW | - | A7I3 | A7EF | A7D8 | • | - | A7M4 | A7NB |

* These parts are supplied to order - I pezzi sono disponibili su ordinazione - Les pièces sont disponibles sur commande - Die Teile sind auf Bestellung lieferbar - Las piezas se hacen por encargo - Изготавливаются на заказ

⁽¹⁾ Cobalt: glazed porcelain tiles - Cobalt: gres porcellanato smaltato - Cobalt: carreaux en grès cérame émaillé - Cobalt: glasierte Feinsteinzeugfliesen - Cobalt: gres porcelánico esmaltado - Cobalt: глазурованный керамогранит.



KAOLIN



UMBER



ASH



COAL



ECRU



CORAL



COBALT

INDEX



PRODUCT
FINDER



SURFACE
RANGE



COMPANY



COLLECTIONS



3D WALL
CONCRETE & RESIN LOOK
MARBLE LOOK
STONE LOOK
WOOD LOOK

LARGE SIZES



SLABS FOR
COUNTERTOPS
& FURNITURE



BATHROOM
FURNITURE
& TABLES



FACADES



TECHNICAL
SPECIFICATIONS



Boost Natural

Porcelain Tiles

DECOR RANGE



A7CN Boost Natural Kaolin
Mosaico Rhombus
36,7x33,8 - 14¹/₂"x13³/₄"



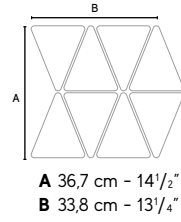
A7CO Boost Natural Ash
Mosaico Rhombus
36,7x33,8 - 14¹/₂"x13³/₄"



A7CP Boost Natural Ecreu
Mosaico Rhombus
36,7x33,8 - 14¹/₂"x13³/₄"




A7CQ Boost Natural Umber
Mosaico Rhombus
36,7x33,8 - 14¹/₂"x13³/₄"



A7CR Boost Natural Coal
Mosaico Rhombus
36,7x33,8 - 14¹/₂"x13³/₄"



A7CT Boost Natural Coral
Mosaico Rhombus
36,7x33,8 - 14¹/₂"x13³/₄"



A7CS Boost Natural Cobalt
Mosaico Rhombus
36,7x33,8 - 14¹/₂"x13³/₄"



A7CF Boost Natural Kaolin
Mosaico Tumbled ⁽¹⁾
31x31 - 12¹/₄"x12¹/₄"



A7CG Boost Natural Ash
Mosaico Tumbled ⁽¹⁾
31x31 - 12¹/₄"x12¹/₄"



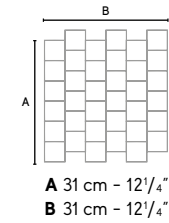
A7CH Boost Natural Ecreu
Mosaico Tumbled ⁽¹⁾
31x31 - 12¹/₄"x12¹/₄"




A7CI Boost Natural Umber
Mosaico Tumbled ⁽¹⁾
31x31 - 12¹/₄"x12¹/₄"



A7CJ Boost Natural Coal
Mosaico Tumbled ⁽¹⁾
31x31 - 12¹/₄"x12¹/₄"



A7CL Boost Natural Coral
Mosaico Tumbled ⁽¹⁾
31x31 - 12¹/₄"x12¹/₄"



A7CK Boost Natural Cobalt
Mosaico Tumbled ⁽¹⁾
31x31 - 12¹/₄"x12¹/₄"

⁽¹⁾ Tumbled. Irregularities in the edges are not defects but rather features intrinsic to this type of product. - Burattato. Le irregolarità del bordo non sono da considerarsi un difetto ma una caratteristica intrinseca di questa tipologia di prodotto. - Tamisé. Les irrégularités des bords ne doivent pas être considérées comme un défaut mais comme une caractéristique intrinsèque de ce type de produit. - Genarbt. Die unregelmäßigen Kanten sind nicht als Fehler zu betrachten, sie sind ein für dieses Produkt charakteristisches Merkmal. - Tamboreado. Las irregularidades de los bordes no deben considerarse un defecto, sino una característica intrínseca de este tipo de productos. - Галтованная мозаика. Неровности граней являются не дефектом, а неотъемлемой характеристикой данного вида изделий.



INDEX



PRODUCT
FINDER



SURFACE
RANGE



COMPANY



COLLECTIONS

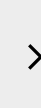


- 3D WALL
- CONCRETE & RESIN LOOK
- MARBLE LOOK
- STONE LOOK
- WOOD LOOK

LARGE SIZES



SLABS FOR
COUNTERTOPS
& FURNITURE



BATHROOM
FURNITURE
& TABLES



FACADES



TECHNICAL
SPECIFICATIONS



Boost Natural

Wall Tiles

MATTE SURFACE

Wall



± 8,5 mm

50x120 cm - 19⁵/₈"x47¹/₄"

A64P Boost Natural Kaolin

A64Q Boost Natural Ash

A64R Boost Natural Ecrú



± 8,5 mm 3D WALL

50x120 cm - 19⁵/₈"x47¹/₄"

A64S Boost Natural 3D Brushed Kaolin

A64T Boost Natural 3D Brushed Ash

A64U Boost Natural 3D Brushed Ecrú

A64V Boost Natural 3D Texture Kaolin

A64W Boost Natural 3D Texture Ash

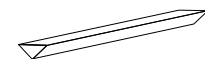
A64X Boost Natural 3D Texture Ecrú

A64Y Boost Natural 3D Wave Kaolin

A64Z Boost Natural 3D Wave Ash

A64Ø Boost Natural 3D Wave Ecrú

TRIM TILES



1,4x50 cm - 5⁵/₈"x19⁵/₈"

A641 Boost Natural Kaolin Corner 50 *

A642 Boost Natural Ash Corner 50 *

A643 Boost Natural Ecrú Corner 50 *



1,4x1,4 cm - 5⁵/₈"x5⁵/₈"

A644 Boost Natural Kaolin Corner A.E. *

A645 Boost Natural Ash Corner A.E. *

A646 Boost Natural Ecrú Corner A.E. *

3D TRIM TILES



1,4x50 cm - 5⁵/₈"x19⁵/₈"

A7BN Boost Natural 3D Texture Kaolin Corner 50 *

A7BO Boost Natural 3D Texture Ash Corner 50 *

A7BP Boost Natural 3D Texture Ecrú Corner 50 *

A7BQ Boost Natural 3D Brushed Kaolin Corner 50 *

A7BR Boost Natural 3D Brushed Ash Corner 50 *

A7BS Boost Natural 3D Brushed Ecrú Corner 50 *


* These parts are supplied to order - I pezzi sono disponibili su ordinazione
Les pièces sont disponibles sur commande - Die Teile sind auf Bestellung lieferbar
Las piezas se hacen por encargo - Изготавливаются на заказ



V2 Slight Variation



KAOLIN



3D BRUSHED KAOLIN



3D WAVE KAOLIN




3D TEXTURE KAOLIN



ASH



3D BRUSHED ASH



3D WAVE ASH




3D TEXTURE ASH



ECRU



3D BRUSHED ECRU



3D WAVE ECRU




3D TEXTURE ECRU

DECOR RANGE



AHVH Boost Natural Kaolin
Mosaico Piano ⁽¹⁾
50x40,5 - 19⁵/₈"x16"



AHHF Boost Natural Ash
Mosaico Piano ⁽¹⁾
50x40,5 - 19⁵/₈"x16"



AHHG Boost Natural Ecrú
Mosaico Piano ⁽¹⁾
50x40,5 - 19⁵/₈"x16"




AHHH Boost Natural Kaolin
Mosaico Piano Mix ⁽¹⁾
50x40,5 - 19⁵/₈"x16"




AHHI Boost Natural Ash
Mosaico Piano Mix ⁽¹⁾
50x40,5 - 19⁵/₈"x16"



AHHJ Boost Natural Ecrú
Mosaico Piano Mix ⁽¹⁾
50x40,5 - 19⁵/₈"x16"



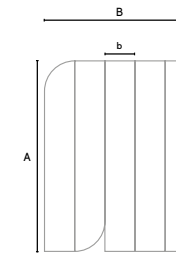
AHHK Boost Natural Kaolin
Mosaico Trace Mix
30x29,2 - 11¹/₄"x11¹/₂"



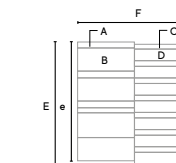
AHHL Boost Natural Ash
Mosaico Trace Mix
30x29,2 - 11¹/₄"x11¹/₂"



AHHM Boost Natural Ecrú
Mosaico Trace Mix
30x29,2 - 11¹/₄"x11¹/₂"



A 50 cm - 19⁵/₈"
b 7,95 cm - 3¹/₈"
B 40,4 cm - 15⁷/₈"



A 14,5x1,3 cm - 5⁷/₈"x1¹/₂"
B 14,5x5,9 cm - 5⁷/₈"x2³/₄"
C 14,5x1 cm - 5⁷/₈"x1¹/₈"
D 14,5x3 cm - 5⁷/₈"x1¹/₈"
E 30,7 cm - 12¹/₈"
e 30 cm - 11¹/₄"
F 29,1 cm - 11¹/₂"

⁽¹⁾ For the best performance of the mosaic we recommend the use of epoxy mortars (class RG - EN 13888/ISO 13007) or decorative resins-cement, following the manufacturer's instructions. - Al fine di ottenere una resa ottimale del mosaico, è consigliato l'utilizzo di malte epossidiche (classe RG - EN 13888/ISO 13007) o di resine cementizie attenendosi alle indicazioni di utilizzo fornite dal produttore. - Afin d'obtenir un rendu optimal de la mosaïque, nous vous conseillons d'utiliser des mortiers epoxy (classe RG - EN 13888/ISO 13007) ou des résines à base de ciment, en suivant les indications d'utilisation fournies par le fabricant. - Um das Mosaik optimal zur Geltung zu bringen, empfehlen wir die Verwendung von Epoxidharzfugenmörtel (Klasse RG - EN 13888/ISO 13007) oder von vergüteten Fugenmörteln unter Beachtung der vom Hersteller angegebenen Verwendungshinweise. - Para obtener un rendimiento óptimo del mosaico, se aconseja utilizar mortero epoxy (clase RG - EN 13888/ISO 13007) o resinas de cemento siguiendo las indicaciones entregadas por el fabricante. - Для наилучшего эстетического результата при укладке мозаики рекомендуется использовать эпоксидные растворы (класс RG - EN 13888/ISO 13007) или полимерцемент, соблюдая инструкции производителя.

INDEX



PRODUCT FINDER



SURFACE RANGE



COMPANY



COLLECTIONS



3D WALL
CONCRETE & RESIN LOOK
MARBLE LOOK
STONE LOOK
WOOD LOOK

LARGE SIZES



SLABS FOR COUNTERTOPS & FURNITURE



BATHROOM FURNITURE & TABLES



FACADES




TECHNICAL SPECIFICATIONS



Boost Natural Pro

In collaboration with **Matteo Brioni**



Stunning shades.
New and warm colors.

3 unique surfaces.
Tailored to meet any desire.

Endless in&out solutions.
Versatility for every space.

Handcrafted wall-tiles decors.
Original masterpieces by Matteo Brioni.



COLLECTION CATALOG



VIDEO

- Floor
- Wall
- Decors
- Outdoor
- Slabs for countertops and furniture
- Bathroom furniture
- Tables
- Facades



Porcelain Tiles RECTIFIED MONOCALIBER

| Sizes | Thickness | Surface finish |
|---|-----------|--|
| 120x278 cm - 47 ¹ / ₄ "x109 ¹ / ₂ " | ± 6 mm | Matte R9 A |
| 120x120 cm - 47 ¹ / ₄ "x47 ¹ / ₄ " | ± 9 mm | Matte Sensitech R10 B Velvet Velvtech |
| 60x120 cm - 23 ⁵ / ₈ "x47 ¹ / ₄ " | ± 9 mm | Matte Sensitech R10 B Velvet Velvtech |
| 80x80 cm - 31 ¹ / ₂ "x31 ¹ / ₂ " | ± 9 mm | Matte Sensitech R10 B |
| 60x60 cm - 23 ⁵ / ₈ "x23 ⁵ / ₈ " | ± 9 mm | Matte Sensitech R10 B |
| 30x60 cm - 11 ³ / ₄ "x23 ⁵ / ₈ " | ± 9 mm | Matte Sensitech R10 B |

LARGE SIZES P. 296

OUTDOOR AND WET AREAS

| | | |
|--|---------|--------------------------------|
| 120x120 cm - 47 ¹ / ₄ "x47 ¹ / ₄ " | ± 9 mm | Grip Sensitech R11 C |
| 60x120 cm - 23 ⁵ / ₈ "x47 ¹ / ₄ " | ± 9 mm | Grip Sensitech R11 C |
| 120x120 cm - 47 ¹ / ₄ "x47 ¹ / ₄ " | ± 20 mm | Outdoor Sensitech R11 C |
| 60x120 cm - 23 ⁵ / ₈ "x47 ¹ / ₄ " | ± 20 mm | Outdoor Sensitech R11 C |
| 60x60 cm - 23 ⁵ / ₈ "x23 ⁵ / ₈ " | ± 20 mm | Outdoor Sensitech R11 C |

atlasPLAN

SLABS FOR COUNTERTOPS & FURNITURE

| | | |
|--|---------|----------|
| 162x324 cm - 63 ³ / ₄ "x127 ¹ / ₂ " NON-RECTIFIED | ± 12 mm | Hammered |
|--|---------|----------|



Wall Tiles RECTIFIED MONOCALIBER

| Sizes | Thickness | Surface finish |
|---|-----------|----------------|
| 50x120 cm - 19 ⁵ / ₈ "x47 ¹ / ₄ " | ± 8,5 mm | Matte |
| 3D WALL TILES | | |
| 50x120 cm - 19 ⁵ / ₈ "x47 ¹ / ₄ " | ± 8,5 mm | Matte |

INDEX



PRODUCT FINDER



SURFACE RANGE



COMPANY



COLLECTIONS



- 3D WALL
- CONCRETE & RESIN LOOK
- MARBLE LOOK
- STONE LOOK
- WOOD LOOK

LARGE SIZES



SLABS FOR COUNTERTOPS & FURNITURE



BATHROOM FURNITURE & TABLES



FACADES

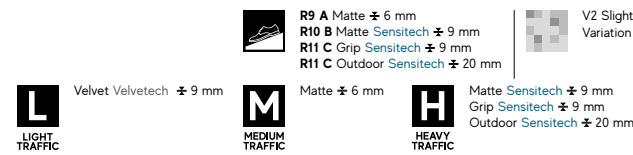


TECHNICAL SPECIFICATIONS









Boost Natural Pro

Porcelain Tiles





Floor Wall

MATTE SURFACE

| | | |
|--|---|---|
|  ± 6 mm 120x278 cm - 47 ¹ / ₄ "x109 ¹ / ₂ " AQ9E Boost Natural Pro Salt AQ9F Boost Natural Pro Oat AQ9G Boost Natural Pro Sand AQ9H Boost Natural Pro Cinder AQ9I Boost Natural Pro Dove |  ± 9 mm 120x120 cm - 47 ¹ / ₄ "x47 ¹ / ₄ " AQ8U Boost Natural Pro Salt AQ8V Boost Natural Pro Oat AQ8W Boost Natural Pro Sand AQ8X Boost Natural Pro Cinder AQ8Y Boost Natural Pro Dove |  ± 9 mm 80x80 cm - 31 ¹ / ₂ "x31 ¹ / ₂ " A9RL Boost Natural Pro Salt A9RM Boost Natural Pro Oat A9RN Boost Natural Pro Sand A9RO Boost Natural Pro Cinder A9RP Boost Natural Pro Dove |
|  ± 9 mm 60x120 cm - 23 ⁵ / ₈ "x47 ¹ / ₄ " AQ8Z Boost Natural Pro Salt AQ9A Boost Natural Pro Oat AQ9B Boost Natural Pro Sand AQ9C Boost Natural Pro Cinder AQ9D Boost Natural Pro Dove |  ± 9 mm 60x60 cm - 23 ⁵ / ₈ "x23 ⁵ / ₈ " AQ9U Boost Natural Pro Salt AQ9V Boost Natural Pro Oat AQ9W Boost Natural Pro Sand AQ9X Boost Natural Pro Cinder AQ9Y Boost Natural Pro Dove |  ± 9 mm 30x60 cm - 11 ³ / ₄ "x23 ⁵ / ₈ " AQ9Z Boost Natural Pro Salt AQ99 Boost Natural Pro Oat ARAB Boost Natural Pro Sand ARAD Boost Natural Pro Cinder ARAF Boost Natural Pro Dove |

VELVET SURFACE



| | |
|--|---|
|  ± 9 mm 120x120 cm - 47 ¹ / ₄ "x47 ¹ / ₄ " AQ8K Boost Natural Pro Salt Velvet AQ8L Boost Natural Pro Oat Velvet AQ8M Boost Natural Pro Sand Velvet AQ8N Boost Natural Pro Cinder Velvet AQ8O Boost Natural Pro Dove Velvet |  ± 9 mm 60x120 cm - 23 ⁵ / ₈ "x47 ¹ / ₄ " AQ8P Boost Natural Pro Salt Velvet AQ8Q Boost Natural Pro Oat Velvet AQ8R Boost Natural Pro Sand Velvet AQ8S Boost Natural Pro Cinder Velvet AQ8T Boost Natural Pro Dove Velvet |
|--|---|

PRECAUTIONS
VELVET IS A DELICATE SURFACE




The Velvet finish is a delicate surface that requires care.
 To preserve its beauty and ensure proper use, please refer to our instructions on page 378.



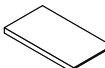





La finitura Velvet è una superficie delicata che merita attenzione.
 Per mantenerne integra la bellezza e garantire un uso adeguato, consultare le nostre istruzioni pag 378.

GRIP SURFACE

| | |
|--|---|
|  ± 9 mm 120x120 cm - 47 ¹ / ₄ "x47 ¹ / ₄ " AQ9J Boost Natural Pro Salt Grip AQ9K Boost Natural Pro Oat Grip AQ9L Boost Natural Pro Sand Grip AQ9M Boost Natural Pro Cinder Grip AQ9N Boost Natural Pro Dove Grip |  ± 9 mm 60x120 cm - 23 ⁵ / ₈ "x47 ¹ / ₄ " AQ9P Boost Natural Pro Salt Grip AQ9Q Boost Natural Pro Oat Grip AQ9R Boost Natural Pro Sand Grip AQ9S Boost Natural Pro Cinder Grip AQ9T Boost Natural Pro Dove Grip |
|--|---|



OUTDOOR ± 20 mm

| | | |
|---|---|---|
|  ± 20 mm 120x120 cm - 47 ¹ / ₄ "x47 ¹ / ₄ " ARB2 Boost Natural Pro Oat 20 mm ARB4 Boost Natural Pro Cinder 20 mm |  ± 9 mm 60x120 cm - 23 ⁵ / ₈ "x47 ¹ / ₄ " ARB6 Boost Natural Pro Oat 20 mm ARB7 Boost Natural Pro Cinder 20 mm |  ± 20 mm 60x60 cm - 23 ⁵ / ₈ "x23 ⁵ / ₈ " ARB8 Boost Natural Pro Oat 20 mm ARB9 Boost Natural Pro Cinder 20 mm |
|---|---|---|

| TRIM TILES P. 292 | Battiscopa | | Gradino * | | Scalino * | | Scalino Ang.* | Battiscopa Sag. Scala * | | Elemento L | Corner * ± 6 mm | Corner A.E * ± 6 mm |
|----------------------|---|---|---|---|--|---|---|---|---|--|--|---|
| |  |  |  |  |  |  |  |  | | | | |
| | 7,2x120 cm 2 ⁷ / ₈ "x47 ¹ / ₄ " | 7,2x80 cm 2 ⁷ / ₈ "x31 ¹ / ₂ " | 7,2x60 cm 2 ⁷ / ₈ "x23 ⁵ / ₈ " | 30x120 cm 11 ³ / ₄ "x47 ¹ / ₄ " | 30x60 cm 11 ³ / ₄ "x23 ⁵ / ₈ " | 33x120 cm 13"x47 ¹ / ₄ " | 33x60 cm 13"x23 ⁵ / ₈ " | 33x33 cm 13"x13" | 7,2x30 cm 2 ⁷ / ₈ "x11 ³ / ₄ " | 33x120 H. 4 cm 13"x47 ¹ / ₄ " H.1 5 ¹ / ₈ " | 1x120 cm 3 ¹ / ₈ "x47 ¹ / ₄ " | 1x1 cm 3 ¹ / ₈ "x2 ¹ / ₈ " |
| | Matte Sensitech | Matte Sensitech | Matte Sensitech | Matte Sensitech | Matte Sensitech | Matte Sensitech | Matte Sensitech | Matte Sensitech | Matte Sensitech | Grip | Matte | Matte |
| Salt | ARAG | HAMD | ARAM | ARA8 | ARBD | AURD | AURI | AURN | ARAY | ARA3 | ARBI | ARBN |
| Oat | ARAH | HAME | ARAN | ARA9 | ARBE | AURE | AURJ | AURO | ARAZ | ARA4 | ARBJ | ARBP |
| Sand | ARAJ | HAMF | ARAO | ARBA | ARBF | AURF | AURK | AURP | ARAØ | ARA5 | ARBK | ARBQ |
| Cinder | ARAK | HAMG | ARAP | ARBB | ARBG | AURG | AURL | AURQ | ARA1 | ARA6 | ARBL | ARBR |
| Dove | ARAL | HAMH | ARAQ | ARBC | ARBH | AURH | AURM | AURR | ARA2 | ARA7 | ARBM | ARBS |

* These parts are supplied to order - I pezzi sono disponibili su ordinazione - Les pièces sont disponibles sur commande - Die Teile sind auf Bestellung lieferbar - Las piezas se hacen por encargo - Изготавливаются на заказ

Sensitech P. 380 **Velvtech** P. 378



- INDEX
- PRODUCT FINDER
- SURFACE RANGE
- COMPANY
- COLLECTIONS
 - 3D WALL
 - CONCRETE & RESIN LOOK
 - MARBLE LOOK
 - STONE LOOK
 - WOOD LOOK
- LARGE SIZES
- SLABS FOR COUNTERTOPS & FURNITURE
- BATHROOM FURNITURE & TABLES
- FACADES
- TECHNICAL SPECIFICATIONS

Boost Natural Pro

Wall Tiles

MATTE SURFACE

Wall



± 8,5 mm

50x120 cm - 19⁵/₈"x47¹/₄"

- AQ6N Boost Natural Pro Salt
- AQ6O Boost Natural Pro Oat
- AQ6P Boost Natural Pro Cinder
- AQ6Q Boost Natural Pro Skin
- AQ6R Boost Natural Pro Lava
- AQ6S Boost Natural Pro Coffè




± 8,5 mm 3D WALL

50x120 cm - 19⁵/₈"x47¹/₄"

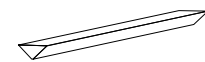
- AQ6T Boost Natural Pro 3D Rice Salt
- AQ6U Boost Natural Pro 3D Rice Oat
- AQ6V Boost Natural Pro 3D Rice Cinder

- AQ6W Boost Natural Pro 3D Wave Salt
- AQ6X Boost Natural Pro 3D Wave Oat
- AQ6Y Boost Natural Pro 3D Wave Cinder
- AQ6Z Boost Natural Pro 3D Wave Skin

- AQ7A Boost Natural Pro 3D Craft Salt
- AQ7B Boost Natural Pro 3D Craft Oat
- AQ7C Boost Natural Pro 3D Craft Cinder



TRIM TILES



1,4x50 cm - ⁵/₈"x19⁵/₈"



- AQ7Y Boost Natural Pro Salt Corner 50 *
- AQ7Z Boost Natural Pro Sand Corner 50 *
- AQ8A Boost Natural Pro Cinder Corner 50 *
- AQ8B Boost Natural Pro Skin Corner 50 *
- AQ8C Boost Natural Pro Lava Corner 50 *
- AQ8D Boost Natural Pro Coffè Corner 50 *




1,4x1,4 cm - ⁵/₈"x⁵/₈"

- AQ8E Boost Natural Pro Salt Corner A.E. *
- AQ8F Boost Natural Pro Sand Corner A.E. *
- AQ8G Boost Natural Pro Cinder Corner A.E. *
- AQ8H Boost Natural Pro Skin Corner A.E. *
- AQ8I Boost Natural Pro Lava Corner A.E. *
- AQ8J Boost Natural Pro Coffè Corner A.E. *


* These parts are supplied to order - I pezzi sono disponibili su ordinazione
 Les pièces sont disponibles sur commande - Die Teile sind auf Bestellung lieferbar
 Las piezas se hacen por encargo - Изготавливаются на заказ



DECOR RANGE



AQ7D Boost Natural Pro Oat Motion *
 50x120 cm - 19⁵/₈"x47¹/₄"



AQ7E Boost Natural Pro Coffè Motion *
 50x120 cm - 19⁵/₈"x47¹/₄"

* Graphic pattern. Misalignments in the continuity between different patterns is normal for this type of product. - Decoro grafico. Eventuali disallineamenti nella continuità tra grafiche diverse sono una caratteristica intrinseca di questa tipologia di prodotto. - Les éventuels petits désalignements de la continuité entre différents graphismes sont une caractéristique intrinsèque de cette typologie de produit. - Abweichungen in der Mustergeometrie zwischen einem Teil und einem anderen sind ein Merkmal dieses Produkts. - Las desalineaciones en la geometría del diseño entre una pieza y otra son un rasgo característico de este product. - Несовпадение геометрии рисунка на стыке плит является характеристикой данного вида изделий.

INDEX



PRODUCT FINDER



SURFACE RANGE



COMPANY



COLLECTIONS

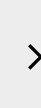


- 3D WALL
- CONCRETE & RESIN LOOK
- MARBLE LOOK
- STONE LOOK
- WOOD LOOK


LARGE SIZES



SLABS FOR COUNTERTOPS & FURNITURE



BATHROOM FURNITURE & TABLES



FACADES



TECHNICAL SPECIFICATIONS



Boost Pro



Industrial-chic concrete effect.
Embrace the sleek and modern look.

Five warm tones.
Completing the cold hues of Boost.

Endless combinations.
Mix and match within the Boost World collections for limitless design possibilities.

Contemporary elegance and versatile style.



COLLECTION CATALOG

- Floor
- Wall
- Decors
- Outdoor
- Slabs for countertops and furniture
- Bathroom furniture
- Facades




Porcelain Tiles RECTIFIED MONOCALIBER

| Sizes | Thickness | Surface finish |
|-------------------------------|-----------|------------------------------|
| 160x160 cm - 63"x63" | ± 6 mm | Matte R9 A |
| 120x278 cm - 47 1/4"x109 1/2" | ± 6 mm | Matte R9 A |
| 120x240 cm - 47 1/4"x94 1/2" | ± 9 mm | Matte Sensitech R10 B |
| 120x120 cm - 47 1/4"x47 1/4" | ± 6 mm | Matte R9 A |
| 120x120 cm - 47 1/4"x47 1/4" | ± 9 mm | Matte Sensitech R10 B |
| 75x150 cm - 29 1/2"x59" | ± 9 mm | Matte Sensitech R10 B |
| 60x120 cm - 23 5/8"x47 1/4" | ± 6 mm | Matte Sensitech R10 B |
| 60x120 cm - 23 5/8"x47 1/4" | ± 9 mm | Matte Sensitech R10 B |
| 80x80 cm - 31 1/2"x31 1/2" | ± 9 mm | Matte Sensitech R10 B |
| 60x60 cm - 23 5/8"x23 5/8" | ± 9 mm | Matte Sensitech R10 B |
| 30x60 cm - 11 1/4"x23 5/8" | ± 9 mm | Matte Sensitech R10 B |

LARGE SIZES P. 296

OUTDOOR AND WET AREAS

| Sizes | Thickness | Surface finish |
|------------------------------|-----------|--------------------------------|
| 120x120 cm - 47 1/4"x47 1/4" | ± 9 mm | Grip Sensitech R11 C |
| 120x120 cm - 47 1/4"x47 1/4" | ± 20 mm | Outdoor Sensitech R11 C |
| 60x120 cm - 23 5/8"x47 1/4" | ± 20 mm | Outdoor Sensitech R11 C |
| 80x80 cm - 31 1/2"x31 1/2" | ± 20 mm | Outdoor Sensitech R11 C |
| 60x60 cm - 23 5/8"x23 5/8" | ± 20 mm | Outdoor Sensitech R11 C |



Wall Tiles RECTIFIED MONOCALIBER

| Sizes | Thickness | Surface finish |
|----------------------------|-----------|----------------|
| 40x80 cm - 15 3/4"x31 1/2" | ± 8,5 mm | Matte |
| 3D WALL TILES | | |
| 40x80 cm - 15 3/4"x31 1/2" | ± 10 mm | Matte |



INDEX

PRODUCT FINDER

SURFACE RANGE

COMPANY

COLLECTIONS

- 3D WALL
- CONCRETE & RESIN LOOK
- MARBLE LOOK
- STONE LOOK
- WOOD LOOK

LARGE SIZES

SLABS FOR COUNTERTOPS & FURNITURE

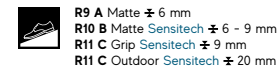
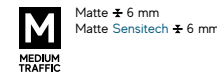
BATHROOM FURNITURE & TABLES

FACADES

TECHNICAL SPECIFICATIONS


Boost Pro

Porcelain Tiles



MATTE SURFACE

Floor Wall



± 6 mm
160x160 cm - 63"x63"
A0QG Boost Pro Clay
A0QH Boost Pro Taupe



± 6 mm
120x278 cm - 47 1/4"x109 1/2"
A0CK Boost Pro Ivory
A0CM Boost Pro Cream
A0CN Boost Pro Clay
A0CO Boost Pro Taupe
A0CP Boost Pro Tobacco



± 6 mm
120x120 cm - 47 1/4"x47 1/4"
A0CQ Boost Pro Ivory
A0CR Boost Pro Cream
A0CS Boost Pro Clay
A0CT Boost Pro Taupe
A0CU Boost Pro Tobacco



± 6 mm
60x120 cm - 23 5/8"x47 1/4"
ALSQ Boost Pro Ivory
ALSU Boost Pro Cream



± 9 mm
120x240 cm - 47 1/4"x94 1/2"
A0CF Boost Pro Ivory
A0CG Boost Pro Cream
A0CJ Boost Pro Clay
A0CI Boost Pro Tobacco



± 9 mm
120x120 cm - 47 1/4"x47 1/4"
A0AF Boost Pro Ivory
A0AH Boost Pro Cream
A0AJ Boost Pro Clay
A0AL Boost Pro Taupe
A0AN Boost Pro Tobacco



± 9 mm
80x80 cm - 31 1/2"x31 1/2"
A9RU Boost Pro Ivory
A9RT Boost Pro Cream
A9RS Boost Pro Clay
A9RR Boost Pro Taupe
A9RQ Boost Pro Tobacco



± 9 mm
60x60 cm - 23 5/8"x23 5/8"
A0C3 Boost Pro Ivory
A0C4 Boost Pro Cream
A0C5 Boost Pro Clay
A0C6 Boost Pro Taupe
A0C7 Boost Pro Tobacco



± 9 mm
75x150 cm - 29 1/2"x59"
A7G0 Boost Pro Ivory
A7G2 Boost Pro Cream
A7G3 Boost Pro Clay
A7G4 Boost Pro Taupe
A7G1 Boost Pro Tobacco



± 9 mm
60x120 cm - 23 5/8"x47 1/4"
A0BY Boost Pro Ivory
A0BZ Boost Pro Cream
A0B0 Boost Pro Clay
A0B8 Boost Pro Taupe
A0B9 Boost Pro Tobacco



± 9 mm
30x60 cm - 11 3/4"x23 5/8"
A0C8 Boost Pro Ivory
A0C9 Boost Pro Cream
A0DA Boost Pro Clay
A0DB Boost Pro Taupe
A0DC Boost Pro Tobacco

GRIP SURFACE

OUTDOOR ± 20 mm

Outdoor



± 9 mm
120x120 cm - 47 1/4"x47 1/4"
A0AO Boost Pro Ivory Grip
A0AQ Boost Pro Cream Grip
A0BV Boost Pro Clay Grip
A0BW Boost Pro Taupe Grip
A0BX Boost Pro Tobacco Grip



± 20 mm
120x120 cm - 47 1/4"x47 1/4"
A3DD Boost Pro Cream 20 mm
A3DE Boost Pro Clay 20 mm
A3DF Boost Pro Taupe 20 mm
A3DH Boost Pro Tobacco 20 mm



± 20 mm
80x80 cm - 31 1/2"x31 1/2"
HAN6 Boost Pro Cream 20 mm
HAN7 Boost Pro Clay 20 mm
HAN8 Boost Pro Taupe 20 mm
HAOA Boost Pro Tobacco 20 mm




± 20 mm
60x120 cm - 23 5/8"x47 1/4"
A4XU Boost Pro Cream 20 mm
A4XV Boost Pro Clay 20 mm
A4XW Boost Pro Taupe 20 mm
A4XX Boost Pro Tobacco 20 mm



± 20 mm
60x60 cm - 23 5/8"x23 5/8"
A4XQ Boost Pro Cream 20 mm
A4XR Boost Pro Clay 20 mm
A4XS Boost Pro Taupe 20 mm
A4XT Boost Pro Tobacco 20 mm



IVORY




CREAM



CLAY



TAUPE



TOBACCO

INDEX



PRODUCT FINDER



SURFACE RANGE



COMPANY



COLLECTIONS




- 3D WALL
- CONCRETE & RESIN LOOK
- MARBLE LOOK
- STONE LOOK
- WOOD LOOK


LARGE SIZES



SLABS FOR COUNTERTOPS & FURNITURE



BATHROOM FURNITURE & TABLES



FACADES



TECHNICAL SPECIFICATIONS



Boost Pro

Porcelain Tiles

DECOR RANGE



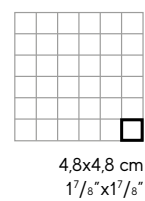
AØQQ Boost Pro Ivory Mosaico Matt 30x30 - 1 1/4"x1 1/4"
 AØQR Boost Pro Cream Mosaico Matt 30x30 - 1 1/4"x1 1/4"
 AØQS Boost Pro Clay Mosaico Matt 30x30 - 1 1/4"x1 1/4"
 AØQT Boost Pro Taupe Mosaico Matt 30x30 - 1 1/4"x1 1/4"
 AØQU Boost Pro Tobacco Mosaico Matt 30x30 - 1 1/4"x1 1/4"



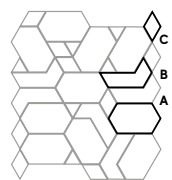
AØP8 Boost Pro Ivory Mosaico Shapes 31x33,5 - 12 1/4"x13 1/4"
 AØP9 Boost Pro Cream Mosaico Shapes 31x33,5 - 12 1/4"x13 1/4"
 AØQB Boost Pro Clay Mosaico Shapes 31x33,5 - 12 1/4"x13 1/4"
 AØQC Boost Pro Taupe Mosaico Shapes 31x33,5 - 12 1/4"x13 1/4"
 AØQD Boost Pro Tobacco Mosaico Shapes 31x33,5 - 12 1/4"x13 1/4"



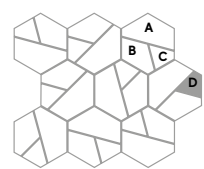
AØQN Boost Pro Ivory Mosaico Hex Olive ⁽¹⁾ 25x28,5 - 9 7/8"x11 1/4"
 AØQO Boost Pro Cream Mosaico Hex Blue ⁽¹⁾ 25x28,5 - 9 7/8"x11 1/4"
 AØQP Boost Pro Taupe Mosaico Hex Coffee ⁽¹⁾ 25x28,5 - 9 7/8"x11 1/4"



4,8x4,8 cm
1 7/8"x1 7/8"



A 11,4x6,5 cm - 4 1/2"x2 1/2"
 B 11,4x6,5 cm - 4 1/2"x2 1/2"
 C 6,3x3,2 cm - 2 1/2"x1 1/4"



A 9,7x3,8 cm - 3 7/8"x1 1/2"
 B 4,8x3,8 cm - 1 7/8"x1 1/2"
 C 4,6x3,6 cm - 1 7/8"x1 1/4"
 D 4,6x3,6 cm - 1 7/8"x1 1/4"



A3HE Boost Pro Leaves A ⁽²⁾
 A3M2 Boost Pro Leaves B
 120x278 - 47 1/4"x109 1/2"



Module Assembly



TRIM TILES

P. 292

| | Battiscopa | | | Gradino * | Scalino * | Scalino * | Scalino Ang.* | Battiscopa Sag. Scala * | | Davanzale / Soglia * | Elemento L |
|---------|-----------------------------|-----------------------------|--------------------------------------|-----------------------------|----------------------|--------------------------|-------------------------|-------------------------|-----------------------------|--|---------------------------------------|
| | | | | | | | | | | | |
| | 7,2x80 cm 2 7/8"x31 1/2" | 7,2x60 cm 2 7/8"x23 1/2" | Digitale 4,6x60 cm 1 7/8"x23 1/2" | 30x60 cm 11 3/8"x23 1/2" | 33x150 cm 13"x59" | 33x120 cm 13"x47 1/4" | 33x60 cm 13"x23 1/2" | 33x33 cm 13"x13" | 7,2x30 cm 2 7/8"x11 1/4" | max 315x50 H 4 cm 124"x19 1/2" H 1 1/2" | 33x120 H 4 cm 13"x47 1/4" H 1 1/2" |
| | Matte | Matte | Matte | Matte | Matte | Matte | Matte | Matte | Matte | Matte | Grip |
| Ivory | HAMM | AØQI | AØQV | A28Ø | A3CY | A3CT | A3CO | A3C3 | DX AØQØ | SX AØRX | A3C8 |
| Cream | HAML | AØQJ | AØQW | A283 | A3CZ | A3CU | A3CP | A3C4 | AØQ8 | AØRY | A3C9 |
| Clay | HAMK | AØQK | AØQX | A284 | A3CØ | A3CV | A3CQ | A3C5 | AØQ9 | AØWQ | A3DA |
| Taupe | HAMJ | AØQL | AØQY | A285 | A3C1 | A3CW | A3CR | A3C6 | AØRA | AØ4M | A3DB |
| Tobacco | HAMI | AØQM | AØQZ | A289 | A3C2 | A3CX | A3CS | A3C7 | AØRM | A28Z | A3DC |

* These parts are supplied to order - I pezzi sono disponibili su ordinazione - Les pièces sont disponibles sur commande - Die Teile sind auf Bestellung lieferbar - Las piezas se hacen por encargo - Изготавливаются на заказ

⁽¹⁾ Application of decorative materials. The use of a common mild detergent is recommended. Avoid using acidic or alkaline products, waxes, steel wool, or abrasives. - Applicazione di materie decorative. Si consiglia l'utilizzo di un comune detergente neutro. Evitare l'utilizzo di prodotti acidi o alcalini, ceranti e pagliette di metallo o abrasive. - Application de matériaux décoratifs. Nous conseillons l'emploi de détergents neutres courants. Éviter l'utilisation de cires et de produits acides ou alcalins, ainsi que les pâilles métalliques ou abrasives. - Dekorationsmaterial. Es empfiehlt sich, ein haushaltsübliches, neutrales Reinigungsmittel zu verwenden. Saure oder alkalische Produkte, Wachs sowie Stahlwolle- bzw. Scheuerschwämme sind zu vermeiden. - Aplicación de materiales decorativos. Recomendamos utilizar un detergente neutro común. Hay que evitar el uso de productos ácidos o alcalinos, ceras y estropajos de metal o abrasivos. - Применение декоративных материалов. Рекомендуется чистить обычным нейтральным моющим средством. Не рекомендуется использовать кислотные, щелочные, восковые средства, а также металлические мочалки.

⁽²⁾ The decoration can only be laid on the wall - Il decoro si può posare solo a rivestimento - Décor uniquement mural - Das Dekor kann nur an der Wand verlegt werden - La decoración se puede colocar únicamente en paredes - Декор может быть уложен только на стену.

⁽¹⁾ The use of a common mild detergent is recommended. Avoid using acidic or alkaline products, waxes, steel wool, or abrasives. - Si consiglia l'utilizzo di un comune detergente neutro. Evitare l'utilizzo di prodotti acidi o alcalini, ceranti, pagliette di metallo o abrasive. - Nous vous conseillons d'utiliser des détergents neutres courants. Éviter l'utilisation de cires et de produits acides ou alcalins, ainsi que les pâilles métalliques ou abrasives. - Es empfiehlt sich, ein haushaltsübliches, neutrales Reinigungsmittel zu verwenden. Saure oder alkalische Produkte, Wachs sowie Metallwolle- bzw. Scheuerschwämme sind zu vermeiden. - Recomendamos utilizar un detergente neutro común. Hay que evitar el uso de productos ácidos o alcalinos, ceras y estropajos de metal o abrasivos. - Рекомендуется чистить обычным нейтральным моющим средством. Не рекомендуется использовать кислотные, щелочные, восковые средства, а также металлические мочалки.

INDEX



PRODUCT FINDER



SURFACE RANGE



COMPANY



COLLECTIONS




- 3D WALL
- CONCRETE & RESIN LOOK
- MARBLE LOOK
- STONE LOOK
- WOOD LOOK


LARGE SIZES



SLABS FOR COUNTERTOPS & FURNITURE



BATHROOM FURNITURE & TABLES



FACADES



TECHNICAL SPECIFICATIONS



Boost Pro

Wall Tiles



MATTE SURFACE

Wall



± 8,5 mm

40x80 cm - 15⁵/₈"x31¹/₂"

8B8I Boost Pro Ivory

8B8E Boost Pro Cream

8B8C Boost Pro Clay

8B8M Boost Pro Mustard

8B8B Boost Pro Powder Blue




± 10 mm 3D WALL

40x80 cm - 15⁵/₈"x31¹/₂"

8BUI Boost Pro 3D Urban Ivory

8BUC Boost Pro 3D Urban Clay


8BUB Boost Pro 3D Urban Powder Blue




CREAM



MUSTARD




IVORY



3D URBAN IVORY



POWDER BLUE



3D POWDER BLUE

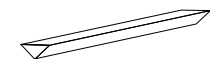


CLAY



3D URBAN CLAY

TRIM TILES



1,4x40 cm - 5⁵/₈"x15⁵/₈"

LBBI Boost Pro Ivory Corner 40 *

LBBI Boost Pro Cream Corner 40 *

LBBA Boost Pro Clay Corner 40 *

LBBI Boost Pro Mustard Corner 40 *

LBBI Boost Pro Powder Blue Corner 40 *



1,4x1,4 cm - 5⁵/₈"x5⁵/₈"

AØAI Boost Pro Ivory Corner A.E. *

AØAE Boost Pro Cream Corner A.E. *

AØAC Boost Pro Clay Corner A.E. *

AØAM Boost Pro Mustard Corner A.E. *

AØAB Boost Pro Powder Blue Corner A.E. *

3D TRIM TILES



1,4x40 cm - 5⁵/₈"x15⁵/₈"

LB3I Boost Pro Ivory 3D Corner 40 *

LB3C Boost Pro Clay 3D Corner 40 *

LB3B Boost Pro Powder Blue 3D Corner 40 *

* These parts are supplied to order - I pezzi sono disponibili su ordinazione - Les pièces sont disponibles sur commande - Die Teile sind auf Bestellung lieferbar - Las piezas se hacen por encargo - Изготавливаются на заказ

DECOR RANGE



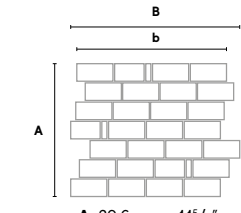
9BMI Boost Pro Ivory
Minibrick Pro Olive ⁽¹⁾
29,7x33,3 - 11⁵/₈"x13¹/₄"



9BMV Boost Pro Cream
Minibrick Pro Blue ⁽¹⁾
29,7x33,3 - 11⁵/₈"x13¹/₄"




9BMZ Boost Pro Clay
Minibrick Pro Coffee ⁽¹⁾
29,7x33,3 - 11⁵/₈"x13¹/₄"



A 29,6 cm - 11⁵/₈"
B 37,6 cm - 14³/₄"
b 33,3 cm - 13¹/₄"



9BMT Boost Pro Mustard
Minibrick Pro Yellow ⁽¹⁾
29,7x33,3 - 11⁵/₈"x13¹/₄"



9BMU Boost Pro Powder Blue
Minibrick Pro Ocean ⁽¹⁾
29,7x33,3 - 11⁵/₈"x13¹/₄"

⁽¹⁾ Application of decorative materials. The use of a common mild detergent is recommended. Avoid using acidic or alkaline products, waxes, steel wool, or abrasives. - Applicazione di materie decorative. Si consiglia l'utilizzo di un comune detergente neutro. Evitare l'utilizzo di prodotti acidi o alcalini, ceranti e pagliette di metallo o abrasive. - Application de matériaux décoratifs. Nous conseillons l'emploi de détergents neutres courants. Éviter l'utilisation de cires et de produits acides ou alcalins, ainsi que les pâilles métalliques ou abrasives. - Dekorationsmaterial. Es empfiehlt sich, ein haushaltsübliches, neutrales Reinigungsmittel zu verwenden. Saure oder alkalische Produkte, Wachs sowie Stahlwolle- bzw. Scheuerschwämme sind zu vermeiden. - Aplicación de materiales decorativos. Recomendamos utilizar un detergente neutro común. Hay que evitar el uso de productos ácidos o alcalinos, ceras y estropajos de metal o abrasivos. - Применение декоративных материалов. Рекомендуется чистить обычным нейтральным моющим средством. Не рекомендуется использовать кислотные, щелочные, восковые средства, а также металлические моchalки.

INDEX



PRODUCT FINDER



SURFACE RANGE



COMPANY



COLLECTIONS



- 3D WALL
- CONCRETE & RESIN LOOK
- MARBLE LOOK
- STONE LOOK
- WOOD LOOK

LARGE SIZES



SLABS FOR COUNTERTOPS & FURNITURE



BATHROOM FURNITURE & TABLES



FACADES



TECHNICAL SPECIFICATIONS



Prism

In collaboration
with **Piero Lissoni**



Color Palette by Piero Lissoni.
Extensive, curated colors.

Hand-Troweled Resin.
Timeless inspiration.

Harmonious Graphics.
Seamless spatula effect.

Silk Finish.
Velvety, slightly reflective.

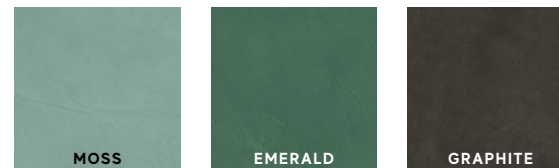


COLLECTION
CATALOG



VIDEO

- Floor
- Wall
- Decors
- Outdoor
- Bathroom furniture
- Facades



Porcelain Tiles RECTIFIED MONOCALIBER

| Sizes | Thickness | Surface finish |
|---|-----------|-------------------------------------|
| 120x278 cm - 47 ¹ / ₄ "x109 ¹ / ₂ " | ± 6 mm | Matte R9 A |
| 120x120 cm - 47 ¹ / ₄ "x47 ¹ / ₄ " | ± 9 mm | Silk Matte Sensitech R10 B |
| 60x120 cm - 23 ³ / ₈ "x47 ¹ / ₄ " | ± 9 mm | Matte Sensitech R10 B |
| 60x60 cm - 23 ³ / ₈ "x23 ³ / ₈ " | ± 9 mm | Silk Matte Sensitech R10 B |
| 30x60 cm - 11 ³ / ₄ "x23 ³ / ₈ " | ± 9 mm | Silk Matte Sensitech R10 B |


LARGE SIZES P. 296

OUTDOOR AND WET AREAS

| | | |
|--|---------|--------------------------------|
| 120x120 cm - 47 ¹ / ₄ "x47 ¹ / ₄ " | ± 9 mm | Grip Sensitech R11 C |
| 120x120 cm - 47 ¹ / ₄ "x47 ¹ / ₄ " | ± 20 mm | Outdoor Sensitech R11 C |
| 80x80 cm - 31 ¹ / ₂ "x31 ¹ / ₂ " | ± 20 mm | Outdoor Sensitech R11 C |

Glazed Porcelain Tiles RECTIFIED MONOCALIBER

| Sizes | Thickness | Surface finish |
|---|-----------|----------------|
| 120x278 cm - 47 ¹ / ₄ "x109 ¹ / ₂ " | ± 6 mm | Matte |



Wall Tiles RECTIFIED MONOCALIBER

| Sizes | Thickness | Surface finish |
|---|-----------|----------------|
| 50x120 cm - 19 ⁵ / ₈ "x47 ¹ / ₄ " | ± 8,5 mm | Matte |

INDEX



PRODUCT
FINDER



SURFACE
RANGE



COMPANY



COLLECTIONS



- 3D WALL
- CONCRETE & RESIN LOOK
- MARBLE LOOK
- STONE LOOK
- WOOD LOOK

LARGE SIZES



SLABS FOR
COUNTERTOPS
& FURNITURE



BATHROOM
FURNITURE
& TABLES



FACADES



TECHNICAL
SPECIFICATIONS



Prism

Porcelain Tiles



Matte ± 6 mm
Silk ± 9 mm



Matte ± 9 mm
Grip Sensitech ± 9 mm
Outdoor Sensitech ± 20 mm



R9 A Matte ± 6 mm
R10 B Matte Sensitech ± 9 mm
R11 C Grip Sensitech ± 9 mm
R11 C Outdoor Sensitech ± 20 mm



V2 Slight Variation

MATTE SURFACE

Floor Wall



± 6 mm
120x278 cm - 47¹/₄"x109¹/₂"
A4UP Prism Suede
A4UQ Prism Cord
A4UR Prism Cotton
A4US Prism Cloud
A4UT Prism Fog
A4UU Prism Graphite



Sensitech
± 9 mm
120x120 cm - 47¹/₄"x47¹/₄"
A4OG Prism Suede
A4OH Prism Cord
A4OI Prism Cotton
A4OJ Prism Cloud
A4OK Prism Fog
A4OL Prism Graphite



Sensitech
± 9 mm
60x120 cm - 23⁵/₈"x47¹/₄"
A4OS Prism Suede
A4OT Prism Cord
A4OU Prism Cotton
A4OV Prism Cloud
A4OW Prism Fog
A4OX Prism Graphite




Sensitech
± 9 mm
60x60 cm - 23⁵/₈"x23⁵/₈"
A4UV Prism Suede
A4UW Prism Cord
A4UX Prism Cotton
A4UY Prism Cloud
A4UZ Prism Fog
A4UØ Prism Graphite



Sensitech
± 9 mm
30x60 cm - 11³/₄"x23⁵/₈"
A4U1 Prism Suede
A4U2 Prism Cord
A4U3 Prism Cotton
A4U4 Prism Cloud
A4U5 Prism Fog
A4U6 Prism Graphite

SILK SURFACE



± 9 mm
120x120 cm - 47¹/₄"x47¹/₄"
A4OM Prism Suede Silk
A4ON Prism Cord Silk
A4OO Prism Cotton Silk
A4OP Prism Cloud Silk
A4OQ Prism Fog Silk
A4OR Prism Graphite Silk



± 9 mm
60x60 cm - 23⁵/₈"x23⁵/₈"
A5RV Prism Suede Silk
A5RW Prism Cord Silk
A5RX Prism Cotton Silk
A5RY Prism Cloud Silk
A5RZ Prism Fog Silk
A5RØ Prism Graphite Silk




± 9 mm
30x60 cm - 11³/₄"x23⁵/₈"
A5R2 Prism Suede Silk
A5R6 Prism Cord Silk
A5R7 Prism Cotton Silk
A5SA Prism Cloud Silk
A5SB Prism Fog Silk
A5SC Prism Graphite Silk

GRIP SURFACE

OUTDOOR ± 20 mm

Outdoor



Sensitech
± 9 mm
120x120 cm - 47¹/₄"x47¹/₄"
A5OI Prism Suede Grip
A5OJ Prism Cord Grip
A5OK Prism Cloud Grip
A5OL Prism Fog Grip



Sensitech
± 20 mm
120x120 cm - 47¹/₄"x47¹/₄"
A5OM Prism Suede 20 mm
A5ON Prism Cord 20 mm
A5OO Prism Cloud 20 mm
A5OP Prism Fog 20 mm




Sensitech
± 20 mm
80x80 cm - 31¹/₂"x31¹/₂"
A56H Prism Suede 20 mm
A56I Prism Cord 20 mm
A56J Prism Cloud 20 mm
A56K Prism Fog 20 mm

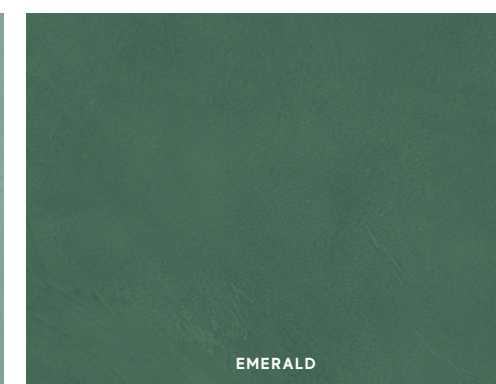





Glazed Porcelain Tiles

MATTE SURFACE

Wall



± 6 mm
120x278 cm - 47¹/₄"x109¹/₂"⁽¹⁾
A4VH Prism Bloom
A4VI Prism Caramel
A4VJ Prism Grape
A4VK Prism Dusk
A4VL Prism Midnight
A4VM Prism Moss
A4VN Prism Emerald



INDEX



PRODUCT FINDER



SURFACE RANGE



COMPANY



COLLECTIONS

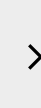


- 3D WALL
- CONCRETE & RESIN LOOK
- MARBLE LOOK
- STONE LOOK
- WOOD LOOK


LARGE SIZES



SLABS FOR COUNTERTOPS & FURNITURE



BATHROOM FURNITURE & TABLES



FACADES



TECHNICAL SPECIFICATIONS



⁽¹⁾ The use of a common mild detergent is recommended. Avoid using acidic or alkaline products, waxes, steel wool, or abrasives. - Si consiglia l'utilizzo di un comune detergente neutro. Evitare l'utilizzo di prodotti acidi o alcalini, ceranti, pagliette di metallo o abrasive. - Nous vous conseillons d'utiliser des détergents neutres courants. Éviter l'utilisation de cires et de produits acides ou alcalins, ainsi que les pailles métalliques ou abrasives. - Es empfiehlt sich, ein haushaltsübliches, neutrales Reinigungsmittel zu verwenden. Saure oder alkalische Produkte, Wachs sowie Metallwolle- bzw. Scheuerschwämme sind zu vermeiden. - Recomendamos utilizar un detergente neutro común. Hay que evitar el uso de productos ácidos o alcalinos, ceras y estropajos de metal o abrasivos. Рекомендуется чистить обычным нейтральным моющим средством. Не рекомендуется использовать кислотные, щелочные, восковые средства, а также металлические мошалоки.

Prism

Porcelain Tiles

DECOR RANGE

4,8x4,8 cm
1 7/8" x 1 7/8"

A 44,6 cm - 17 1/2"
B 31 cm - 12 1/4"
a 35,7 cm - 14"
b 7,6 cm - 3"
c 8,8 cm - 3 1/2"
d 17,6 cm - 6 7/8"

A4V1 Prism Cotton Mosaico Matte 30x30 - 1 1/4" x 1 1/4"
A4VØ Prism Cord Mosaico Matte 30x30 - 1 1/4" x 1 1/4"
A4VZ Prism Suede Mosaico Matte 30x30 - 1 1/4" x 1 1/4"
A4V2 Prism Cloud Mosaico Matte 30x30 - 1 1/4" x 1 1/4"
A4V3 Prism Fog Mosaico Matte 30x30 - 1 1/4" x 1 1/4"
A4V4 Prism Graphite Mosaico Matte 30x30 - 1 1/4" x 1 1/4"
A41S Prism Cotton Mosaico Maze 31x35,7 - 12 1/4" x 14"
A41R Prism Cord Mosaico Maze 31x35,7 - 12 1/4" x 14"
A41Q Prism Suede Mosaico Maze 31x35,7 - 12 1/4" x 14"
A41T Prism Cloud Mosaico Maze 31x35,7 - 12 1/4" x 14"
A41U Prism Fog Mosaico Maze 31x35,7 - 12 1/4" x 14"
A41V Prism Graphite Mosaico Maze 31x35,7 - 12 1/4" x 14"
A41Y Prism Cotton Mosaico Maze Silk 31x35,7 - 12 1/4" x 14"
A41X Prism Cord Mosaico Maze Silk 31x35,7 - 12 1/4" x 14"
A41W Prism Suede Mosaico Maze Silk 31x35,7 - 12 1/4" x 14"
A41Z Prism Cloud Mosaico Maze Silk 31x35,7 - 12 1/4" x 14"
A411 Prism Fog Mosaico Maze Silk 31x35,7 - 12 1/4" x 14"
A412 Prism Graphite Mosaico Maze Silk 31x35,7 - 12 1/4" x 14"

A4VO Prism Gradient XL ^{(1) (2)}
120x278 cm - 47 1/4" x 109 1/2"

A4VP Prism Brush XL ^{(1) (2)}
120x278 cm - 47 1/4" x 109 1/2"

| TRIM TILES P. 292 | Battiscopa | | Gradino * | | Scalino * | | Scalino * | | Scalino Ang.* | | Battiscopa Sag. Scala * | | | | Davanzale / Soglia * | | Elemento L * | | Corner * ± 6 mm | | Corner A.E.* ± 6 mm | |
|----------------------|-------------------------------|------|------------------------------|------|----------------------------|------|---------------------------|------|-----------------------|------|-------------------------------|------|------|-------|--|------|---|-------|----------------------------|-------|------------------------|--|
| | | | | | | | | | | | | | | | | | | | | | | |
| | 7,2x60 cm 2 7/8" x 23 3/8" | | 30x60 cm 1 1/4" x 23 3/8" | | 33x120 cm 13" x 47 1/4" | | 33x60 cm 13" x 23 3/8" | | 33x33 cm 13" x 13" | | 7,2x30 cm 2 7/8" x 11 1/4" | | | | max 315x50 H.4 cm 124" x 19 1/2" H.1 1/2" | | 33x120 H.4 cm 13" x 47 1/4" H.1 1/2" | | 1x120 cm 3/8" x 47 1/4" | | 1x1 cm 3/8" x 1/8" | |
| | Matte | Silk | Matte | Silk | Matte | Silk | Matte | Silk | Matte | Silk | Matte | | Silk | Matte | | Grip | | Matte | | Matte | | |
| Cotton | A4XØ | A5SF | A4Y1 | A5SX | A4YU | A4Y6 | A4YO | A5S3 | A4YØ | A4ZD | SX | DX | SX | DX | • | | - | | A4ZJ | | A4ZP | |
| Cord | A4XZ | A5SE | A4YH | A5SW | A4YT | A4Y5 | A4YN | A5S2 | A4YZ | A4ZC | A4YB | A4X5 | A5SQ | A5SK | • | | A5OZ | | A4ZI | | A4ZO | |
| Suede | A4XY | A5SD | A4YG | A5SV | A4YS | A4Y4 | A4YM | A5S1 | A4YY | A4ZB | A4YA | A4X4 | A5SP | A5SJ | • | | A5OY | | A4ZH | | A4ZN | |
| Cloud | A4X1 | A5SG | A4YJ | A5SY | A4YV | A4Y7 | A4YP | A5S4 | A4Y1 | A4ZE | A4YD | A4X7 | A5SS | A5SM | • | | A5OØ | | A4ZK | | A4ZO | |
| Fog | A4X2 | A5SH | A4YK | A5SZ | A4YW | A4Y9 | A4YQ | A5S5 | A4Y2 | A4ZF | A4YE | A4X8 | A5ST | A5SN | • | | A5O1 | | A4ZL | | A4ZR | |
| Graphite | A4X3 | A5SI | A4YL | A5SØ | A4YX | A4ZA | A4YR | A5S6 | A4Y3 | A4ZG | A4YF | A4X9 | A5SU | A5SO | • | | - | | A4ZM | | A4ZS | |

* These parts are supplied to order - I pezzi sono disponibili su ordinazione - Les pièces sont disponibles sur commande - Die Teile sind auf Bestellung lieferbar - Las piezas se hacen por encargo - Изготавливаются на заказ

⁽¹⁾ The production process does not guarantee the presence of the exact sequence of the graphics inside the packaging - Il processo produttivo non garantisce la presenza dell'esatta sequenza delle grafiche all'interno dell'imballo. - Le processus de fabrication ne garantit pas la présence de la séquence exacte des graphismes à l'intérieur de l'emballage. - Der Produktionsprozess garantiert nicht die exakte Sequenz der Grafiken in der Verpackung. - El proceso de producción no garantiza la presencia de la secuencia exacta de los gráficos dentro del embalaje. - Процесс производства не обеспечивает наличие точно совпадающих рисунков поверхности внутри упаковки.

⁽²⁾ The use of a common mild detergent is recommended. Avoid using acidic or alkaline products, waxes, steel wool, or abrasives. - Si consiglia l'utilizzo di un comune detergente neutro. Evitare l'utilizzo di prodotti acidi o alcalini, ceranti, pagliette di metallo o abrasive. - Nous vous conseillons d'utiliser des détergents neutres courants. Éviter l'utilisation de cires et de produits acides ou alcalins, ainsi que les pâilles métalliques ou abrasives. - Es empfiehlt sich, ein haushaltsübliches, neutrales Reinigungsmittel zu verwenden. Saure oder alkalische Produkte, Wachs sowie Metallwolle- bzw. Scheuerschwämme sind zu vermeiden. - Recomendamos utilizar un detergente neutro común. Hay que evitar el uso de productos ácidos o alcalinos, ceras y estropajos de metal o abrasivos. - Рекомендуется чистить обычным нейтральным моющим средством. Не рекомендуется использовать кислотные, щелочные, восковые средства, а также металлические мошки.

The decoration can only be laid on the wall - Il decoro si può posare solo a rivestimento - Décor uniquement mural - Das Dekor kann nur an der Wand verlegt werden - La decoración se puede colocar únicamente en paredes - Декор может быть уложен только на стену.

- INDEX
- PRODUCT FINDER
- SURFACE RANGE
- COMPANY
- COLLECTIONS
 - 3D WALL
 - CONCRETE & RESIN LOOK
 - MARBLE LOOK
 - STONE LOOK
 - WOOD LOOK
- LARGE SIZES
- SLABS FOR COUNTERTOPS & FURNITURE
- BATHROOM FURNITURE & TABLES
- FACADES
- TECHNICAL SPECIFICATIONS

Prism Wall Tiles

MATTE SURFACE

Wall



± 8,5 mm

50x120 cm - 19⁵/₈"x47¹/₄"

- A4TF Prism Suede
- A4TG Prism Cord
- A4TH Prism Cotton
- A4TI Prism Cloud
- A4TJ Prism Graphite
- A4TK Prism Bloom
- A4TL Prism Caramel
- A4TM Prism Grape
- A4TN Prism Dusk
- A4TO Prism Midnight
- A4TP Prism Moss
- A4TQ Prism Emerald

V2 Slight Variation



TRIM TILES



1,4x50 cm - 5¹/₈"x19⁵/₈"

- A4ØO Prism Suede Corner 50 *
- A4ØP Prism Cord Corner 50 *
- A4ØQ Prism Cotton Corner 50 *
- A4ØR Prism Cloud Corner 50 *
- A4ØS Prism Graphite Corner 50 *
- A4ØT Prism Bloom Corner 50 *
- A4ØU Prism Caramel Corner 50 *
- A4ØV Prism Grape Corner 50 *
- A4ØW Prism Dusk Corner 50 *
- A4ØX Prism Midnight Corner 50 *
- A4ØY Prism Moss Corner 50 *
- A4ØZ Prism Emerald Corner 50 *



1,4x1,4 cm - 5¹/₈"x5¹/₈"

- A4Ø1 Prism Suede Corner A.E. *
- A4Ø2 Prism Cord Corner A.E. *
- A4Ø3 Prism Cotton Corner A.E. *
- A4Ø4 Prism Cloud Corner A.E. *
- A4Ø5 Prism Graphite Corner A.E. *
- A4Ø6 Prism Bloom Corner A.E. *
- A4Ø7 Prism Caramel Corner A.E. *
- A4Ø8 Prism Grape Corner A.E. *
- A4Ø9 Prism Dusk Corner A.E. *
- A41A Prism Midnight Corner A.E. *
- A41B Prism Moss Corner A.E. *
- A41C Prism Emerald Corner A.E. *

* These parts are supplied to order - I pezzi sono disponibili su ordinazione - Les pièces sont disponibles sur commande - Die Teile sind auf Bestellung lieferbar - Las piezas se hacen por encargo - Изготавливаются на заказ

DECOR RANGE

A 32 cm - 12⁵/₈"
a 29,6 cm - 11⁵/₈"
B 32,6 cm - 12⁷/₈"
b 29,7 cm - 11³/₄"

1,7x1,7 cm
⁵/₈"x⁵/₈"

A 36,1 cm - 14¹/₄"
a 32,3 cm - 12³/₄"
B 35,2 cm - 13⁷/₈"
b 30,6 cm - 12"

A4ZX Prism Cotton Mosaico Bead
29,7x29,6 - 11⁵/₈"x11⁵/₈"

A4ZW Prism Cord Mosaico Bead
29,7x29,6 - 11⁵/₈"x11⁵/₈"

A4ZV Prism Suede Mosaico Bead
29,7x29,6 - 11⁵/₈"x11⁵/₈"

A4ZY Prism Cloud Mosaico Bead
29,7x29,6 - 11⁵/₈"x11⁵/₈"

A4ZZ Prism Graphite Mosaico Bead
29,7x29,6 - 11⁵/₈"x11⁵/₈"

A4ZØ Prism Bloom Mosaico Bead
29,7x29,6 - 11⁵/₈"x11⁵/₈"

A4Z1 Prism Caramel Mosaico Bead
29,7x29,6 - 11⁵/₈"x11⁵/₈"

A4Z2 Prism Grape Mosaico Bead
29,7x29,6 - 11⁵/₈"x11⁵/₈"

A4Z3 Prism Dusk Mosaico Bead
29,7x29,6 - 11⁵/₈"x11⁵/₈"

A4Z4 Prism Midnight Mosaico Bead
29,7x29,6 - 11⁵/₈"x11⁵/₈"

A4Z5 Prism Moss Mosaico Bead
29,7x29,6 - 11⁵/₈"x11⁵/₈"

A4Z6 Prism Emerald Mosaico Bead
29,7x29,6 - 11⁵/₈"x11⁵/₈"

A4ØE Prism Cotton Mosaic Q
30,5x30,5 - 12"x12"

A4ØD Prism Cord Mosaic Q
30,5x30,5 - 12"x12"

A4ØC Prism Suede Mosaic Q
30,5x30,5 - 12"x12"

A4ØF Prism Cloud Mosaic Q
30,5x30,5 - 12"x12"

A4ØG Prism Graphite Mosaic Q
30,5x30,5 - 12"x12"

A4ØH Prism Bloom Mosaic Q
30,5x30,5 - 12"x12"

A4ØI Prism Caramel Mosaic Q
30,5x30,5 - 12"x12"

A4ØJ Prism Grape Mosaic Q
30,5x30,5 - 12"x12"

A4ØK Prism Dusk Mosaic Q
30,5x30,5 - 12"x12"

A4ØL Prism Midnight Mosaic Q
30,5x30,5 - 12"x12"

A4ØM Prism Moss Mosaic Q
30,5x30,5 - 12"x12"

A4ØN Prism Emerald Mosaic Q
30,5x30,5 - 12"x12"

A4Z7 Prism Cotton Wiggle ⁽¹⁾
30,6x32,4 - 12"x12³/₄"

A4Z8 Prism Bloom Wiggle ⁽¹⁾
30,6x32,4 - 12"x12³/₄"

A4Z9 Prism Dusk Wiggle ⁽¹⁾
30,6x32,4 - 12"x12³/₄"

A4ZØ Prism Moss Wiggle ⁽¹⁾
30,6x32,4 - 12"x12³/₄"

⁽¹⁾ Application of decorative materials. The use of a common mild detergent is recommended. Avoid using acidic or alkaline products, waxes, steel wool or abrasives. - Applicazione di materie decorative. Si consiglia l'utilizzo di un comune detergente neutro. Evitare l'utilizzo di prodotti acidi o alcalini, ceranti e pagliette di metallo o abrasive. - Application de matériaux décoratifs. Nous conseillons l'emploi de détergents neutres courants. Éviter l'utilisation de cires et de produits acides ou alcalins, ainsi que les pâilles métalliques ou abrasives. - Dekorationsmaterial. Es empfiehlt sich, ein haushaltsübliches, neutrales Reinigungsmittel zu verwenden. Saure oder alkalische Produkte, Wachs sowie Stahlwolle- bzw. Scheuerschwämme sind zu vermeiden. Aplicación de materiales decorativos. Recomendamos utilizar un detergente neutro común. Hay que evitar el uso de productos ácidos o alcalinos, ceras y estropajos de metal o abrasivos. - Применение декоративных материалов. Рекомендуется чистить обычным нейтральным моющим средством. Не рекомендуется использовать кислотные, щелочные, восковые средства, а также металлические моchalки.

INDEX



PRODUCT
FINDER



SURFACE
RANGE



COMPANY



COLLECTIONS



- 3D WALL
- CONCRETE & RESIN LOOK
- MARBLE LOOK
- STONE LOOK
- WOOD LOOK

LARGE SIZES



SLABS FOR
COUNTERTOPS
& FURNITURE



BATHROOM
FURNITURE
& TABLES



FACADES



TECHNICAL
SPECIFICATIONS



Prism


Wall Tiles

DECOR RANGE



A4TS Prism Brush ⁽¹⁾
50x120 cm - 19³/₈"x47¹/₄"

8 patterns




A4ZT Prism Enigma
50x120 cm - 19³/₈"x47¹/₄"

This item matches with the following colors / Questo articolo si abbina ai colori seguenti:
Cloud 50x120, Graphite 50x120, Cotton 50x120



A4TR Prism Gradient ⁽²⁾
50x120 cm - 19³/₈"x47¹/₄"

12 patterns



A4ZU Prism Gold ⁽¹⁾
50x120 cm - 19³/₈"x47¹/₄"

This item matches with the following colors / Questo articolo si abbina ai colori seguenti:
Bloom 50x120, Caramel 50x120, Grape 50x120, Cord 50x120, Cloud 50x120, Suede 50x120, Cotton 50x120

⁽¹⁾ Contains gold. The use of a common mild detergent is recommended. Avoid using acidic or alkaline products, waxes, steel wool, or abrasives. - Parti in oro. Si consiglia l'utilizzo di un comune detergente neutro. Evitare l'utilizzo di prodotti acidi o alcalini, ceranti, pagliette di metallo o abrasive. - Parties dorées. Nous vous conseillons d'utiliser des détergents neutres courants. Éviter l'utilisation de cires et de produits acides ou alcalins, ainsi que les pailles métalliques ou abrasives. - Teile aus Gold. Es empfiehlt sich, ein haushaltsübliches, neutrales Reinigungsmittel zu verwenden. Saure oder alkalische Produkte, Wachs sowie Metallwolle- bzw. Scheuerschwämme sind zu vermeiden. - Partes doradas. Recomendamos utilizar un detergente neutro común. Hay que evitar el uso de productos ácidos o alcalinos, ceras y estropajos de metal o abrasivos. - Золотые детали. Рекомендуется чистить обычным нейтральным моющим средством. Не рекомендуется использовать кислотные, щелочные, восковые средства, а также металлические моющие средства.

⁽²⁾ Item sold by square meter. - Articolo venduto al mq. - Article vendu au mètre carré. - Artikel pro m² verkauft. - Artículo vendido por m². - Артикул продается квадратными метрами.



INDEX



PRODUCT
FINDER



SURFACE
RANGE



COMPANY



COLLECTIONS



3D WALL
CONCRETE & RESIN LOOK
MARBLE LOOK
STONE LOOK
WOOD LOOK

LARGE SIZES



SLABS FOR
COUNTERTOPS
& FURNITURE



BATHROOM
FURNITURE
& TABLES



FACADES



TECHNICAL
SPECIFICATIONS



Marvel



Where everything began.
The first marble collection of Atlas Concorde.

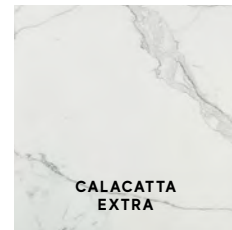
Exclusive inspiration.
Experience the luxury of the finest marble.

Timeless elegance.
Crafted to elevate your interiors with enduring sophistication.



DISCOVER MORE

- Floor
- Wall
- Decors
- Slabs for countertops and furniture
- Bathroom furniture
- Facades



Porcelain Tiles RECTIFIED MONOCALIBER

| Sizes | Thickness | Surface finish |
|-------------------------------|-----------|---|
| 160x160 cm - 63"x63" | ± 6 mm | Polished Matte R9 A |
| 120x278 cm - 47 1/4"x109 1/2" | ± 6 mm | Polished Matte R9 A |
| 120x240 cm - 47 1/4"x94 1/2" | ± 9 mm | Polished |
| 120x120 cm - 47 1/4"x47 1/4" | ± 9 mm | Polished Matte Sensitech R10 B |
| 60x120 cm - 23 5/8"x47 1/4" | ± 9 mm | Polished Matte Sensitech R10 B |
| 75x150 cm - 29 1/2"x59" | ± 9 mm | Polished Matte Sensitech R10 B |
| 60x60 cm - 23 5/8"x23 5/8" | ± 9 mm | Polished Matte Sensitech R10 B |
| 30x60 cm - 11 3/4"x23 5/8" | ± 9 mm | Polished Matte Sensitech R10 B |


LARGE SIZES P. 296

atlasPLAN

| | | |
|-----------------------|--------|-----------------|
| 160x320 cm - 63"x126" | ± 6 mm | Polished Silk |
|-----------------------|--------|-----------------|

SLABS FOR COUNTERTOPS & FURNITURE

| | | |
|--|------------|-------------------------|
| 162x324 cm - 63 3/4"x127 1/2" NON-RECTIFIED | ± 12-20 mm | Polished Silk Matte |
| 159x324 cm - 62 5/8"x127 1/2" NON-RECTIFIED | ± 20 mm | Polished Matte |



Wall Tiles RECTIFIED MONOCALIBER

SHINY SURFACE


± 8,5 mm
30,5x56 cm - 12"x22"
9P5L Marvel Calacatta Extra



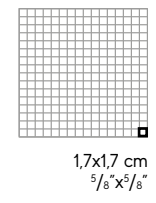
ASEK Marvel Greca Gold ⁽¹⁾
7,8x30,5 - 3 1/8"x12"



ASEM Marvel Greca A.E. ⁽¹⁾
7,8x1,2 - 3 1/8"x1/2"



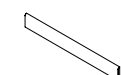
ASCM Marvel Calacatta Mosaic
30,5x30,5 - 12"x12"



1,7x1,7 cm
5/8"x5/8"

TRIM TILES P. 292

Battiscopa

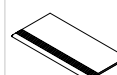


7,2x60 cm
2 7/8"x23 5/8"

Matte | Polished

Calacatta Extra: ASLJ | AVXS
Grey Stone: ASLO | AVXX

Gradino *

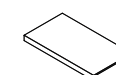


30x60 cm
11 1/4"x23 5/8"

Matte

ASLQ

Scalino *



33x75 cm
13"x29 1/2"

Matte

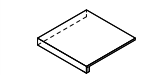
ASMZ

33x60 cm
13"x23 5/8"

Matte

ASMN

Scalino Ang. *



33x33 cm
13"x13"

Matte

ASMT

Battiscopa Sag. Scala *



7,2x30 cm
2 7/8"x11 1/4"

Matte

DX | SX
ASNC | ASNI
ASNH | ASNN

Davanzale / Soglia *



max 315x50 H.4 cm
124"x19 1/8" H.1 1/2"

Matte


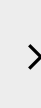
•
•

* These parts are supplied to order - I pezzi sono disponibili su ordinazione - Les pièces sont disponibles sur commande - Die Teile sind auf Bestellung lieferbar - Las piezas se hacen por encargo - Изготавливаются на заказ

⁽¹⁾ Contains gold. The use of a common mild detergent is recommended. Avoid using acidic or alkaline products, waxes, steel wool, or abrasives. - Parti in oro. Si consiglia l'utilizzo di un comune detergente neutro. Evitare l'utilizzo di prodotti acidi o alcalini, ceranti, pagliette di metallo o abrasive. - Parties dorées. Nous vous conseillons d'utiliser des détergents neutres courants. Éviter l'utilisation de cires et de produits acides ou alcalins, ainsi que les pâilles métalliques ou abrasives - Teile aus Gold. Es empfiehlt sich, ein haushaltsübliches, neutrales Reinigungsmittel zu verwenden. Saure oder alkalische Produkte, Wachs sowie Metallwolle- bzw. Scheuerschwämme sind zu vermeiden. - Partes doradas. Recomendamos utilizar un detergente neutro común. Hay que evitar el uso de productos ácidos o alcalinos, ceras y estropeajos de metal o abrasivos. - Золотые детали. Рекомендуется чистить обычным нейтральным моющим средством. Не рекомендуется использовать кислотные, щелочные, восковые средства, а также металлические мошники.



3D WALL
CONCRETE & RESIN LOOK
MARBLE LOOK
STONE LOOK
WOOD LOOK



Marvel

Porcelain Tiles



POLISHED SURFACE ⁽¹⁾

Floor Wall



± 6 mm
160x320 cm - 63"x126"
 AJKT Marvel Calacatta Extra Bookmatch Polished
 AJKS Marvel Calacatta Extra Polished



± 6 mm
160x160 cm - 63"x63"
 AO51 Marvel Calacatta Extra Polished



± 6 mm
120x278 cm - 47¹/₄"x109¹/₂"
 AØBM Marvel Calacatta Extra Polished
 AOTJ Marvel Calacatta Extra Bookmatch A Polished
 AOTK Marvel Calacatta Extra Bookmatch B Polished
 AOUB Marvel Calacatta Extra Endless Polished
 A6DU Marvel Calacatta Extra Kit Endless Lp Polished ^{(2) (3)}



± 9 mm
120x240 cm - 47¹/₄"x94¹/₂"
 AY2N Marvel Calacatta Extra Polished
 AY2O Marvel Grey Stone Polished



± 9 mm
120x120 cm - 47¹/₄"x47¹/₄"
 AY2R Marvel Calacatta Extra Polished



± 9 mm
60x120 cm - 23⁵/₈"x47¹/₄"
 A21S Marvel Calacatta Extra Polished
 A21H Marvel Grey Stone Polished



± 9 mm
60x60 cm - 23⁵/₈"x23⁵/₈"
 7N3O Marvel Calacatta Extra Polished



± 9 mm
30x60 cm - 11³/₄"x23⁵/₈"
 DØ16 Marvel Calacatta Extra Polished



± 9 mm
75x150 cm - 29¹/₂"x59"
 A61F Marvel Calacatta Extra Polished

SILK SURFACE ⁽⁴⁾



± 6 mm
160x320 cm - 63"x126"
 AJKZ Marvel Calacatta Extra Bookmatch Silk
 AJKY Marvel Calacatta Extra Silk
 AJKX Marvel Grey Stone Silk

MATTE SURFACE



± 6 mm
160x160 cm - 63"x63"
 AO54 Marvel Calacatta Extra



± 6 mm
120x278 cm - 47¹/₄"x109¹/₂"
 AØBT Marvel Calacatta Extra
 A2RP Marvel Grey Stone



± 9 mm
120x120 cm - 47¹/₄"x47¹/₄"
 A2ØY Marvel Calacatta Extra



± 9 mm
60x120 cm - 23⁵/₈"x47¹/₄"
 A2Ø8 Marvel Calacatta Extra
 A2Ø9 Marvel Grey Stone



± 9 mm
60x60 cm - 23⁵/₈"x23⁵/₈"
 7N3A Marvel Calacatta Extra
 7N3F Marvel Grey Stone



± 9 mm
30x60 cm - 11³/₄"x23⁵/₈"
 DØ95 Marvel Calacatta Extra
 D1ØØ Marvel Grey Stone



± 9 mm
75x150 cm - 29¹/₂"x59"
 A7HX Marvel Calacatta Extra




CALACATTA EXTRA




GREY STONE


DECOR RANGE




ASLC Marvel Calacatta Mosaico 3D ⁽⁵⁾
 30x30 - 1¹/₄"x1¹/₄"



ASLH Marvel Grey Mosaico 3D ⁽⁵⁾
 30x30 - 1¹/₄"x1¹/₄"



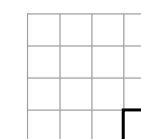
ASK5 Marvel Calacatta Mosaico Matte
 30x30 - 1¹/₄"x1¹/₄"



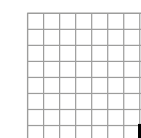
ASLA Marvel Grey Mosaico Matte
 30x30 - 1¹/₄"x1¹/₄"




ASMB Marvel Calacatta Mosaico Polished
 30x30 - 1¹/₄"x1¹/₄"



7,4x7,4 cm - 2⁷/₈"x2⁷/₈"



3,5x3,5 cm - 1¹/₈"x1¹/₈"



1,7x1,7 cm - 5/₈"x5/₈"

⁽¹⁾ The glossy polished finish is suitable for residential or low-traffic commercial floors, where no anti-slip performance is required, and for walls. The polished glossy surface finish, surprisingly brilliant and bright, features slight irregularities typical of natural marble. The extraordinary brilliance and the easy cleaning of the surface are the result of in-depth research aimed at guaranteeing its durability over time. If the product is in direct contact with the outdoors, provide devices for absorbing moisture and dirt to prevent scratches. - La finitura lappata lucida è indicata per pavimenti residenziali o commerciali poco sollecitati, laddove non siano richieste prestazioni antiscivolo, e per rivestimenti. La finitura lappata lucida offre una superficie sorprendentemente brillante e specchiante, con lievi irregolarità tipiche dei marmi naturali. La straordinaria lucentezza e l'elevata pulibilità della superficie sono frutto di studi approfonditi e accurate ricerche tecniche volte a garantirne la persistenza nel tempo. Se il prodotto è a diretto contatto con l'esterno, prevedere dei dispositivi di assorbimento dell'umidità e della sporcizia per prevenire la formazione di graffi.

^{(2) (3)} Please read the notes at page 337

⁽⁴⁾ The silk finish is suitable for residential or low-traffic commercial floors, where no anti-slip performance is required. The surface's shine and great ease of cleaning are the result of in-depth studies and technical research aimed at ensuring its durability over time. If the product is in direct contact with the outdoors, moisture and dirt absorption devices must be used to prevent scratching. - La finitura silk è indicata per pavimenti residenziali o commerciali poco sollecitati, laddove non siano richieste prestazioni antiscivolo. La lucentezza e l'elevata facilità di pulizia della superficie sono frutto di studi approfonditi e accurate ricerche tecniche volte a garantirne la persistenza nel tempo. Se il prodotto è a diretto contatto con l'esterno, prevedere dei dispositivi di assorbimento dell'umidità e dello sporco per prevenire la formazione di graffi.

⁽⁵⁾ Multi-thickness mosaic, close joint installation without grouting. - Mosaico multispessore, posa senza stuccatura a giunto unito. - Mosaik multi-épaisseur, pose sans mastic avec joint nul. - Mosaik mit verschiedenen Stärken, fugenlose Verlegung ohne Mörtel. - Mosaico multiespesor, colocación sin mástique y sin juntas. - Мозаика разной толщины, укладка встык без затирки швов.

⁽⁶⁾ The decoration can only be laid on the wall - Il decoro si può posare solo a rivestimento - Décor uniquement mural - Das Dekor kann nur an der Wand verlegt werden - La decoración se puede colocar únicamente en paredes - Декор может быть уложен только на стену.

INDEX



PRODUCT FINDER



SURFACE RANGE



COMPANY



COLLECTIONS



3D WALL
 CONCRETE & RESIN LOOK
 MARBLE LOOK
 STONE LOOK
 WOOD LOOK

LARGE SIZES



SLABS FOR COUNTERTOPS & FURNITURE



BATHROOM FURNITURE & TABLES



FACADES



TECHNICAL SPECIFICATIONS



Marvel 3D



Lights on wall.
Marvel becomes 3D.

5 Marvel masterpieces.
Now reinterpreted in three
3D wall textures

3D Crease.
Balanced and contemporary.

3D Reed.
Material and irregular.

Field.
Discreet and elegant.



COLLECTION
CATALOG



VIDEO

Wall

Decors



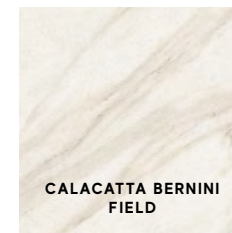
CALACATTA MERAVIGLIA
FIELD



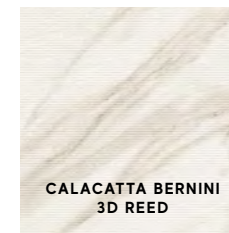
CALACATTA MERAVIGLIA
3D REED



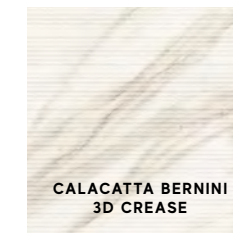
CALACATTA MERAVIGLIA
3D CREASE



CALACATTA BERNINI
FIELD



CALACATTA BERNINI
3D REED



CALACATTA BERNINI
3D CREASE



TRAVERTINE WHITE
FIELD



TRAVERTINE WHITE
3D REED



TRAVERTINE WHITE
3D CREASE



TRAVERTINE SAND
FIELD



TRAVERTINE SAND
3D REED



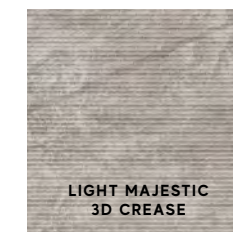
TRAVERTINE SAND
3D CREASE



LIGHT MAJESTIC
FIELD



LIGHT MAJESTIC
3D REED



LIGHT MAJESTIC
3D CREASE

Wall Tiles RECTIFIED MONOCALIBER

| Sizes | Thickness | Surface finish |
|---|-----------|----------------|
| 50x120 cm - 19 ⁵ / ₈ "x47 ¹ / ₄ " | ± 8,5 mm | Matte |
| 3D WALL TILES | | |
| 50x120 cm - 19 ⁵ / ₈ "x47 ¹ / ₄ " | ± 8,5 mm | Matte |

INDEX



PRODUCT
FINDER



SURFACE
RANGE



COMPANY



COLLECTIONS



3D WALL
CONCRETE & RESIN LOOK
MARBLE LOOK
STONE LOOK
WOOD LOOK

LARGE SIZES



SLABS FOR
COUNTERTOPS
& FURNITURE



BATHROOM
FURNITURE
& TABLES



FACADES



TECHNICAL
SPECIFICATIONS



Marvel 3D

Wall Tiles

MATTE SURFACE



± 8,5 mm

50x120 cm - 19⁵/₈"x47¹/₄"

- AQ3M Marvel 3D Field Travertine White
- AQ3N Marvel 3D Field Travertine Sand
- AQ3O Marvel 3D Field Calacatta Meraviglia
- AQ3P Marvel 3D Field Calacatta Bernini
- AQ6F Marvel 3D Field Light Majestic



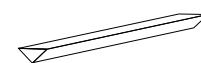
± 8,5 mm 3D WALL

50x120 cm - 19⁵/₈"x47¹/₄"

- AQ3Q Marvel 3D Reed Travertine White
- AQ3R Marvel 3D Reed Travertine Sand
- AQ3S Marvel 3D Reed Calacatta Meraviglia
- AQ3T Marvel 3D Reed Calacatta Bernini
- AQ6G Marvel 3D Reed Light Majestic

- AQ3U Marvel 3D Crease Travertine White
- AQ3V Marvel 3D Crease Travertine Sand
- AQ3W Marvel 3D Crease Calacatta Meraviglia
- AQ3X Marvel 3D Crease Calacatta Bernini
- AQ6H Marvel 3D Crease Light Majestic

TRIM TILES



14x50 cm - 5¹/₈"x19⁵/₈"

- ASØP Marvel Field Travertine White Corner 50 *
- ASØQ Marvel Field Travertine Sand Corner 50 *
- ASØR Marvel Field Calacatta Meraviglia Corner 50 *
- ASØS Marvel Field Calacatta Bernini Corner 50 *
- ASØT Marvel Field Light Majestic Corner 50 *



14x14 cm - 5¹/₈"x5¹/₈"

- ASØU Marvel Field Travertine White Corner A.E. *
- ASØV Marvel Field Travertine Sand Corner A.E. *
- ASØW Marvel Field Calacatta Meraviglia Corner A.E. *
- ASØX Marvel Field Calacatta Bernini Corner A.E. *
- ASØY Marvel Field Light Majestic Corner A.E. *

* These parts are supplied to order - I pezzi sono disponibili su ordinazione - Les pièces sont disponibles sur commande - Die Teile sind auf Bestellung lieferbar - Las piezas se hacen por encargo - Изготавливаются на заказ



V2 Slight Variation

Wall



INDEX



PRODUCT FINDER



SURFACE RANGE



COMPANY



COLLECTIONS



- 3D WALL
- CONCRETE & RESIN LOOK
- MARBLE LOOK
- STONE LOOK
- WOOD LOOK

LARGE SIZES



SLABS FOR COUNTERTOPS & FURNITURE



BATHROOM FURNITURE & TABLES



FACADES



TECHNICAL SPECIFICATIONS



Marvel Diva



Inspired by 10 exquisite marbles.
Unmatched rarity, unique like a DIVA.

Perfect finishes.
Each stone in an impeccable finish.

Striking details.
Rich hues, bold veins,
sophisticated weaves.

Tactile allure.
New captivating wall-tile textures.




COLLECTION
CATALOG



VIDEO

- Floor
- Wall
- Decors
- Slabs for countertops and furniture
- Bathroom furniture
- Facades



Porcelain Tiles RECTIFIED MONOCALIBER

| Sizes | Thickness | Surface finish |
|---|-----------|--|
| 120x278 cm - 47 ¹ / ₄ "x109 ¹ / ₂ " | ± 6 mm | Polished I Silk |
| 120x240 cm - 47 ¹ / ₄ "x94 ¹ / ₂ " | ± 9 mm | Polished |
| 120x120 cm - 47 ¹ / ₄ "x47 ¹ / ₄ " | ± 9 mm | Velvet Velvetech |
| 60x120 cm - 23 ⁵ / ₈ "x47 ¹ / ₄ " | ± 9 mm | Polished I Velvet Velvetech Matte Sensitech R10 B |

LARGE SIZES P. 296


| atlasPLAN | Thickness | Surface finish |
|-----------------------|-----------|-----------------|
| 160x320 cm - 63"x126" | ± 6 mm | Polished I Silk |

SLABS FOR COUNTERTOPS & FURNITURE

| | | |
|--|---------|-----------------|
| 162x324 cm - 63 ³ / ₄ "x127 ¹ / ₂ " NON-RECTIFIED | ± 12 mm | Polished I Silk |
| 159x324 cm - 62 ⁵ / ₈ "x127 ¹ / ₂ " NON-RECTIFIED | ± 20 mm | Polished |

Wall Tiles RECTIFIED MONOCALIBER

| Sizes | Thickness | Surface finish |
|---|-----------|----------------|
| 50x120 cm - 19 ⁵ / ₈ "x47 ¹ / ₄ " | ± 8,5 mm | Matte |
| 3D WALL TILES | | |
| 50x120 cm - 19 ⁵ / ₈ "x47 ¹ / ₄ " | ± 8,5 mm | Matte |



INDEX



PRODUCT
FINDER



SURFACE
RANGE



COMPANY



COLLECTIONS



3D WALL
CONCRETE & RESIN LOOK
MARBLE LOOK
STONE LOOK
WOOD LOOK

LARGE SIZES



SLABS FOR
COUNTERTOPS
& FURNITURE



BATHROOM
FURNITURE
& TABLES



FACADES



TECHNICAL
SPECIFICATIONS



Marvel Diva



Porcelain Tiles

POLISHED SURFACE ⁽¹⁾

Floor Wall



± 6 mm
160x320 cm - 63"x126"
 AXXG Marvel Ice Crystal Polished Endless
 AXXO Marvel Taj Mahal Polished Endless
 AXXV Marvel Baobab Polished Endless
 AXYJ Marvel Ice Crystal Polished Kit Endless ^{(2) (3)}
 AXYL Marvel Taj Mahal Polished Kit Endless ^{(2) (3)}
 AXYN Marvel Baobab Polished Kit Endless ^{(2) (3)}



± 6 mm
120x278 cm - 47¹/₄"x109¹/₂"
 AX8K Marvel Ice Crystal Polished
 AX8M Marvel White Everest Polished
 AX8L Marvel Taj Mahal Polished
 AX8P Marvel Amethyst Polished
 AX8N Marvel Aqua Polished
 ARR3 Marvel Baobab Polished
 AX8O Marvel Galaxy Polished
 AYW3 Marvel Ice Crystal Polished Kit Endless ^{(2) (3)}
 AYW5 Marvel White Everest Polished Kit Endless ^{(2) (3)}
 AYW4 Marvel Taj Mahal Polished Kit Endless ^{(2) (3)}
 AYW8 Marvel Amethyst Polished Kit Endless ^{(2) (3)}
 AYW6 Marvel Aqua Polished Kit Endless ^{(2) (3)}
 AYW2 Marvel Baobab Polished Kit Endless ^{(2) (3)}
 AYW7 Marvel Galaxy Polished Kit Endless ^{(2) (3)}



± 9 mm
120x240 cm - 47¹/₄"x94¹/₂"
 AXJU Marvel Ice Crystal Polished
 AXJW Marvel White Everest Polished
 AXJV Marvel Taj Mahal Polished



± 9 mm
60x120 cm - 23⁵/₈"x47¹/₄"
 AUQU Marvel Ice Crystal Polished
 AUQUV Marvel White Everest Polished
 AU8C Marvel Taj Mahal Polished
 AU8F Marvel Amethyst Polished
 AU8E Marvel Aqua Polished
 AU8B Marvel Baobab Polished
 AU8D Marvel Galaxy Polished

SILK SURFACE



± 6 mm
160x320 cm - 63"x126"
 AXXH Marvel Ice Crystal Silk Endless
 ARTK Marvel Appennino Silk
 AXXP Marvel Taj Mahal Silk Endless
 AKGB Marvel Precious Brown Silk
 AXYK Marvel Ice Crystal Silk Kit Endless ^{(2) (3)}
 AXYM Marvel Taj Mahal Silk Kit Endless ^{(2) (3)}
 ARTM Marvel Appennino Silk Bookmatch
 AKGC Marvel Precious Brown Silk Bookmatch



± 6 mm
120x278 cm - 47¹/₄"x109¹/₂"
 AX81 Marvel Ice Crystal Silk
 AX83 Marvel White Everest Silk
 AX82 Marvel Taj Mahal Silk
 AX8Y Marvel Precious Brown Silk
 AX8Z Marvel Sky Stone Silk
 AX8Ø Marvel Black Tempest Silk
 AYWC Marvel Ice Crystal Silk Kit Endless ^{(2) (3)}
 AYWE Marvel White Everest Silk Kit Endless ^{(2) (3)}
 AYWD Marvel Taj Mahal Silk Kit Endless ^{(2) (3)}
 AYW9 Marvel Precious Brown Silk Kit Endless ^{(2) (3)}
 AYWA Marvel Sky Stone Silk Kit Endless ^{(2) (3)}
 AYWB Marvel Black Tempest Silk Kit Endless ^{(2) (3)}

VELVET SURFACE



± 9 mm **Velvtech**
120x120 cm - 47¹/₄"x47¹/₄"
 AU8X Marvel Ice Crystal Velvet
 AX8R Marvel White Everest Velvet
 AX8Q Marvel Taj Mahal Velvet



± 9 mm **Velvtech**
60x120 cm - 23⁵/₈"x47¹/₄"
 AUQW Marvel Ice Crystal Velvet
 AUQX Marvel White Everest Velvet
 AU8G Marvel Taj Mahal Velvet
 AU8H Marvel Precious Brown Velvet
 AU8I Marvel Sky Stone Velvet
 AU8J Marvel Black Tempest Velvet

PRECAUTIONS
VELVET IS A DELICATE SURFACE








The Velvet finish is a delicate surface that requires care. To preserve its beauty and ensure proper use, please refer to our instructions on page 378.

La finitura Velvet è una superficie delicata che merita attenzione. Per mantenerne integra la bellezza e garantire un uso adeguato, consultare le nostre istruzioni pag 378.

MATTE SURFACE



± 9 mm **Sensitech**
60x120 cm - 23⁵/₈"x47¹/₄"
 AX8S Marvel Ice Crystal
 AX8U Marvel White Everest
 AX8T Marvel Taj Mahal



⁽¹⁾ The glossy polished finish is suitable for residential or low-traffic commercial floors, where no anti-slip performance is required, and for walls. The polished glossy surface finish, surprisingly brilliant and bright, features slight irregularities typical of natural marble. The extraordinary brilliance and the easy cleaning of the surface are the result of in-depth research aimed at guaranteeing its durability over time. If the product is in direct contact with the outdoors, provide devices for absorbing moisture and dirt to prevent scratches. - La finitura lappata lucida è indicata per pavimenti residenziali o commerciali poco sollecitati, laddove non siano richieste prestazioni antiscivolo, e per rivestimenti. La finitura lappata lucida offre una superficie sorprendentemente brillante e specchiante, con lievi irregolarità tipiche dei marmi naturali. La straordinaria lucentezza e l'elevata pulibilità della superficie sono frutto di studi approfonditi e accurate ricerche tecniche volte a garantirne la persistenza nel tempo. Se il prodotto è a diretto contatto con l'esterno, prevedere dei dispositivi di assorbimento dell'umidità e della sporcizia per prevenire la formazione di graffi.

^{(2) (3)} Please read the notes at page 337

INDEX



PRODUCT FINDER



SURFACE RANGE



COMPANY



COLLECTIONS



3D WALL
 CONCRETE & RESIN LOOK
 MARBLE LOOK
 STONE LOOK
 WOOD LOOK

LARGE SIZES



SLABS FOR COUNTERTOPS & FURNITURE



BATHROOM FURNITURE & TABLES



FACADES



TECHNICAL SPECIFICATIONS



Marvel Diva

Porcelain Tiles

DECOR RANGE



AYD7 Marvel Diva Ice Crystal
Twist Polished
27,6x35 cm - 10⁷/₈"x13³/₄"



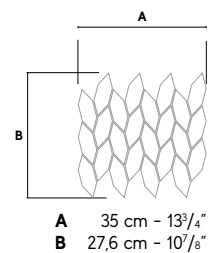
AYD9 Marvel Diva White Everest
Twist Polished
27,6x35 cm - 10⁷/₈"x13³/₄"



AYD8 Marvel Diva Taj Mahal
Twist Polished
27,6x35 cm - 10⁷/₈"x13³/₄"



AYEA Marvel Diva Amethyst
Twist Polished
27,6x35 cm - 10⁷/₈"x13³/₄"



AYLT Marvel Diva Ice Crystal
Triangle Polished
28,9x33,4 cm - 11¹/₈"x13¹/₈"



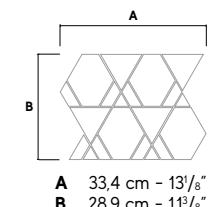
AYLW Marvel Diva White Everest
Triangle Polished
28,9x33,4 cm - 11¹/₈"x13¹/₈"



AYLU Marvel Diva Taj Mahal
Triangle Polished
28,9x33,4 cm - 11¹/₈"x13¹/₈"



AYLX Marvel Diva Aqua
Triangle Polished
28,9x33,4 cm - 11¹/₈"x13¹/₈"




AYLP Marvel Diva Ice Crystal
Hex ⁽¹⁾ Polished
40,3x23,3 cm - 15⁷/₈"x9¹/₈"




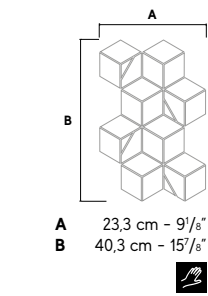
AYLR Marvel Diva White Everest
Hex ⁽¹⁾ Polished
40,3x23,3 cm - 15⁷/₈"x9¹/₈"



AYLQ Marvel Diva Taj Mahal
Hex ⁽¹⁾ Polished
40,3x23,3 cm - 15⁷/₈"x9¹/₈"




AYLS Marvel Diva Baobab
Hex ⁽¹⁾ Polished
40,3x23,3 cm - 15⁷/₈"x9¹/₈"




AYDI Marvel Diva Ice Crystal ⁽²⁾
Grid Velvet Velvetech
59,5x118,2 cm - 23³/₈"x46¹/₂"



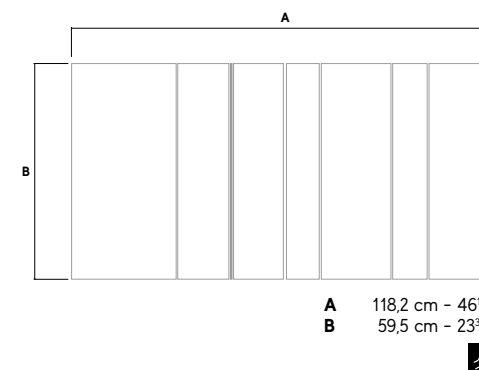
AYDM Marvel Diva Taj Mahal ⁽²⁾
Grid Velvet Velvetech
59,5x118,2 cm - 23³/₈"x46¹/₂"



AYDØ Marvel Diva White Everest ⁽²⁾
Grid Velvet Velvetech
59,5x118,2 cm - 23³/₈"x46¹/₂"



AYD1 Marvel Diva Sky Stone ⁽²⁾
Grid Velvet Velvetech
59,5x118,2 cm - 23³/₈"x46¹/₂"



AYD2 Marvel Diva Ice Crystal
Chevron Velvet Velvetech
17,5x46,3 cm - 6⁷/₈"x18¹/₄"



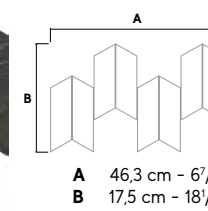
AYD4 Marvel Diva White Everest
Chevron Velvet Velvetech
17,5x46,3 cm - 6⁷/₈"x18¹/₄"



AYD3 Marvel Diva Taj Mahal
Chevron Velvet Velvetech
17,5x46,3 cm - 6⁷/₈"x18¹/₄"



AYD5 Marvel Diva Black Tempest
Chevron Velvet Velvetech
17,5x46,3 cm - 6⁷/₈"x18¹/₄"



PRECAUTIONS VELVET IS A DELICATE SURFACE

The Velvet finish is a delicate surface that requires care. To preserve its beauty and ensure proper use, please refer to our instructions on page 378.

La finitura Velvet è una superficie delicata che merita attenzione. Per mantenerne integra la bellezza e garantire un uso adeguato, consultare le nostre istruzioni pag. 378.

⁽¹⁾ Application of decorative materials. The use of a common mild detergent is recommended. Avoid using acidic or alkaline products, waxes, steel wool, or abrasives. - Applicazione di materie decorative. Si consiglia l'utilizzo di un comune detergente neutro. Evitare l'utilizzo di prodotti acidi o alcalini, ceranti e pagliette di metallo o abrasive. - Application de matériaux décoratifs. Nous conseillons l'emploi de détergents neutres courants. Éviter l'utilisation de cires et de produits acides ou alcalins, ainsi que les pâilles métalliques ou abrasives. - Dekorationsmaterial. Es empfiehlt sich, ein haushaltsübliches, neutrales Reinigungsmittel zu verwenden. Saure oder alkalische Produkte, Wachs sowie Stahlwolle- bzw. Scheuerschwämme sind zu vermeiden. - Aplicación de materiales decorativos. Recomendamos utilizar un detergente neutro común. Hay que evitar el uso de productos ácidos o alcalinos, ceras y estropajos de metal o abrasivos. - Применение декоративных материалов. Рекомендуется чистить обычным нейтральным моющим средством. Не рекомендуется использовать кислотные, щелочные, восковые средства, а также металлические мочалки.

⁽²⁾ Metal insert. We recommend use of a neutral detergent. Do not use acid, alkaline or waxing products or metal scouring pads. Detergents may cause a light loss of colour of the metallic insert, due to either repetitive use or too long contact time. - Insetto metallico. Si consiglia l'utilizzo di un comune detergente neutro, evitare l'utilizzo di prodotti acidi o alcalini, ceranti e pagliette di metallo. I detersivi, anche di uso comune, possono portare ad una leggera perdita di colore della bacchetta stessa, o per uso ripetuto o per tempo di contatto troppo elevato. - Inserto metallico. Il est conseillé d'utiliser un produit détergent commun et neutre, d'éviter d'utiliser des produits acides ou alcalins, à base de cire ainsi que les pâilles de métal. - Metalleinlage. Ein handelsübliches, neutrales Reinigungsmittel und keine sauren oder alkalischen, wachshaltigen Produkte oder Stahlwolle verwenden. - Inseto metallico. Se recomienda utilizar un detergente neutro y evitar productos ácidos o alcalinos, ceras y estropajos metálicos. - Metallincheska vstavka. Rekomenduetas ispol'zovat' obichnoe nejtralnnoe mojušee sredstvo, izbegat' ispol'zovanija kislotnyh ili šelochnyh produktov, a takzhe sredstv dlya voščania i metallincheskich močalk.


Marvel Diva

Wall Tiles



MATTE SURFACE

Wall



± 8,5 mm

50x120 cm - 19 5/8" x 47 1/4"

AYLY Marvel Diva Ice Crystal Field

AYL1 Marvel Diva Taj Mahal Field

AYLZ Marvel Diva White Everest Field

AYLØ Marvel Diva Sky Stone Field



± 8,5 mm

50x120 cm - 19 5/8" x 47 1/4"

AYL2 Marvel Diva Ice Crystal 3D Crease

AYL3 Marvel Diva White Everest 3D Crease




ICE CRYSTAL FIELD



ICE CRYSTAL 3D CREASE



WHITE EVEREST FIELD



WHITE EVEREST 3D CREASE



TAJ MAHAL FIELD



SKY STONE FIELD



INDEX



PRODUCT FINDER



SURFACE RANGE



COMPANY



COLLECTIONS



- 3D WALL
- CONCRETE & RESIN LOOK
- MARBLE LOOK
- STONE LOOK
- WOOD LOOK

LARGE SIZES



SLABS FOR COUNTERTOPS & FURNITURE



BATHROOM FURNITURE & TABLES



FACADES



TECHNICAL SPECIFICATIONS



Marvel Dream



Timeless Elegance.

Elegant white and black marbles effects for stylish projects.

The refined beauty of marble.

Marble effect to enhance any space with elegance and sophistication.


Seamless integration.

Perfectly pairs with all Marvel World products and the entire Atlas Concorde catalog.




DISCOVER MORE

- Floor
- Wall
- Decors
- Slabs for countertops and furniture
- Bathroom furniture
- Facades



BIANCO FANTASTICO



BLACK ATLANTIS

Porcelain Tiles RECTIFIED MONOCALIBER

| Sizes | Thickness | Surface finish |
|-------------------------------|-----------|---|
| 120x278 cm - 47 1/4"x109 1/2" | ± 6 mm | Polished Matte R9 A |
| 120x240 cm - 47 1/4"x94 1/2" | ± 9 mm | Polished |
| 120x120 cm - 47 1/4"x47 1/4" | ± 9 mm | Polished Matte Sensitech R10 B |
| 60x120 cm - 23 5/8"x47 1/4" | ± 9 mm | Polished Matte Sensitech R10 B |
| 75x150 cm - 29 1/2"x59" | ± 9 mm | Polished Matte Sensitech R10 B |

LARGE SIZES P. 296

atlasPLAN

SLABS FOR COUNTERTOPS & FURNITURE

| | | |
|--|---------|-----------------|
| 162x324 cm - 63 3/4"x127 1/2" NON-RECTIFIED | ± 12 mm | Polished Silk |
|--|---------|-----------------|

INDEX



PRODUCT FINDER



SURFACE RANGE



COMPANY



COLLECTIONS



- 3D WALL
- CONCRETE & RESIN LOOK
- MARBLE LOOK
- STONE LOOK
- WOOD LOOK

LARGE SIZES



SLABS FOR COUNTERTOPS & FURNITURE



BATHROOM FURNITURE & TABLES



FACADES

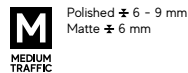


TECHNICAL SPECIFICATIONS



Marvel Dream

Porcelain Tiles



Polished $\pm 6 - 9$ mm
Matte ± 6 mm



R10 B Matte Sensitech ± 9 mm



R9 A Matte ± 6 mm
R10 B Matte Sensitech ± 9 mm



V2 Slight Variation
Bianco Fantastico,
Black Atlantis

POLISHED SURFACE ⁽¹⁾

Floor Wall



± 6 mm
120x278 cm - 47 $\frac{1}{4}$ "x109 $\frac{1}{2}$ "
AOSE Marvel Bianco Fantastico Polished
AOSG Marvel Black Atlantis Polished



± 9 mm
120x240 cm - 47 $\frac{1}{4}$ "x94 $\frac{1}{2}$ "
AO3P Marvel Bianco Fantastico Polished
AO3R Marvel Black Atlantis Polished



± 9 mm
120x120 cm - 47 $\frac{1}{4}$ "x47 $\frac{1}{4}$ "
AL7N Marvel Bianco Fantastico Polished
AL7P Marvel Black Atlantis Polished



± 9 mm
60x120 cm - 23 $\frac{3}{8}$ "x47 $\frac{1}{4}$ "
A21J Marvel Bianco Fantastico Polished
A21I Marvel Black Atlantis Polished



± 9 mm
75x150 cm - 29 $\frac{1}{2}$ "x59"
A7FS Marvel Bianco Fantastico Polished
A7FV Marvel Black Atlantis Polished

MATTE SURFACE



± 6 mm
120x278 cm - 47 $\frac{1}{4}$ "x109 $\frac{1}{2}$ "
A2RR Marvel Bianco Fantastico
A2RQ Marvel Black Atlantis



Sensitech
 ± 9 mm
120x120 cm - 47 $\frac{1}{4}$ "x47 $\frac{1}{4}$ "
A2Ø3 Marvel Bianco Fantastico
A2ØZ Marvel Black Atlantis




Sensitech
 ± 9 mm
60x120 cm - 23 $\frac{3}{8}$ "x47 $\frac{1}{4}$ "
A21B Marvel Bianco Fantastico
A21A Marvel Black Atlantis



Sensitech
 ± 9 mm
75x150 cm - 29 $\frac{1}{2}$ "x59"
A7HY Marvel Bianco Fantastico
A7H1 Marvel Black Atlantis



BIANCO FANTASTICO



BLACK ATLANTIS

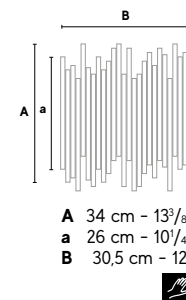
DECOR RANGE



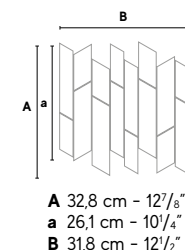
AOU4 Marvel Bianco Fantastico
Line Polished
30,5x26 - 12"x10 $\frac{1}{4}$ "




AOU6 Marvel Black Atlantis
Line Polished
30,5x26 - 12"x10 $\frac{1}{4}$ "



AOVQ Marvel Bianco
Fantastico Liberty Polished
31,8x26,1 - 12 $\frac{1}{2}$ "x10 $\frac{1}{4}$ "




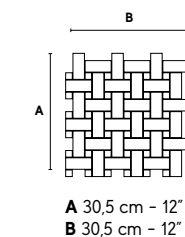
AOVF Marvel Bianco Fantastico
Mosaico Matte
30x30 - 11 $\frac{1}{4}$ "x11 $\frac{1}{4}$ "




AOVI Marvel Black
Atlantis Mosaico Matte
30x30 - 11 $\frac{1}{4}$ "x11 $\frac{1}{4}$ "



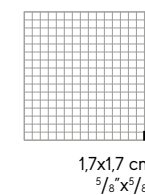
AOVJ Marvel Bianco Fantastico
Basket Weave Matte
30,5x30,5 - 12"x12"
Bianco Fantastico +
Black Atlantis



AOU8 Marvel Bianco Fantastico
Mosaico Polished
30x30 - 11 $\frac{1}{4}$ "x11 $\frac{1}{4}$ "



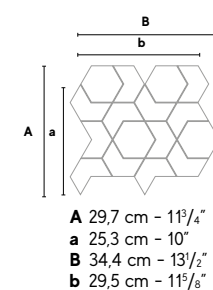
AOVB Marvel Black Atlantis
Mosaico Polished
30x30 - 11 $\frac{1}{4}$ "x11 $\frac{1}{4}$ "



AOVY Marvel Bianco
Fantastico Hex
25,4x29,6 - 10"x11 $\frac{1}{8}$ "

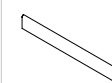


AOV1 Black
Atlantis Hex
25,4x29,6 - 10"x11 $\frac{1}{8}$ "



TRIM TILES P. 292

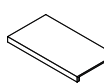
Battiscopa



7,2x150 cm
2 $\frac{7}{8}$ "x59"

Polished Matte

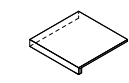
Scalino *



37,5x150 cm
14 $\frac{1}{4}$ "x59"

Polished Matte

Scalino Ang.*



37,5x37,5 cm
14 $\frac{1}{4}$ "x14 $\frac{1}{4}$ "

Polished Matte

Scalin Ang.*



33x33 cm
13"x13"

Polished Matte

Battiscopa Sag. Scala *



7,2x30 cm -
2 $\frac{7}{8}$ "x11 $\frac{1}{4}$ "

Matte

Davanzale / Soglia *



max 315x50 H 4 cm
124"x19 $\frac{1}{8}$ " H.1 $\frac{1}{8}$ "

Matte

| | | | | | | | | | | | | | | | | | | |
|-------------------|------|------|------|------|------|------|----|----|----|----|------|------|----|----|----|----|------|------|
| Bianco Fantastico | AOWE | AOWA | AO7L | AO7H | - | - | SX | DX | SX | DX | - | - | SX | DX | SX | DX | DX | SX |
| Black Atlantis | AOWH | AOWD | AO7O | AO7K | AO99 | AO93 | - | - | - | - | AO9X | AO9R | - | - | - | - | AOWO | AOWS |

* These parts are supplied to order - I pezzi sono disponibili su ordinazione - Les pièces sont disponibles sur commande - Die Teile sind auf Bestellung lieferbar - Las piezas se hacen por encargo - Идетовляются на заказ

The decoration can only be laid on the wall - Il decoro si può posare solo a rivestimento - Décor uniquement mural - Das Dekor kann nur an der Wand verlegt werden - La decoración se puede colocar únicamente en paredes - Декор может быть уложен только на стену.

⁽¹⁾ The glossy polished finish is suitable for residential or low-traffic commercial floors, where no anti-slip performance is required, and for walls. The polished glossy surface finish, surprisingly brilliant and bright, features slight irregularities typical of natural marble. The extraordinary brilliance and the easy cleaning of the surface are the result of in-depth research aimed at guaranteeing its durability over time. If the product is in direct contact with the outdoors, provide devices for absorbing moisture and dirt to prevent scratches. - La finitura lappata lucida è indicata per pavimenti residenziali o commerciali poco sollecitati, laddove non siano richieste prestazioni antiscivolo, e per rivestimenti. La finitura lappata lucida offre una superficie sorprendentemente brillante e spechiante, con lievi irregolarità tipiche dei marmi naturali. La straordinaria lucentezza e l'elevata pulibilità della superficie sono frutto di studi approfonditi e accurate ricerche tecniche volte a garantirne la persistenza nel tempo. Se il prodotto è a diretto contatto con l'esterno, prevedere dei dispositivi di assorbimento dell'umidità e della sporcizia per prevenire la formazione di graffi.

INDEX



PRODUCT
FINDER



SURFACE
RANGE



COMPANY



COLLECTIONS



3D WALL
CONCRETE & RESIN LOOK
MARBLE LOOK
STONE LOOK
WOOD LOOK

LARGE SIZES



SLABS FOR
COUNTERTOPS
& FURNITURE



BATHROOM
FURNITURE
& TABLES



FACADES



TECHNICAL
SPECIFICATIONS



Marvel Gala



Distinctive personalities.
Inspired by 5 rare and precious stones.

Vibrant and deep colors.
Marble, crystal, granite,
and quartzite inspirations.

Inspired by natural wonders.
The glaciers of Alaska, the Californian
desert, the green of Amazon,
the turquoise of the tropical seas,
the Icelandic volcanoes.

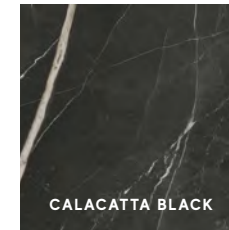





COLLECTION
CATALOG



VIDEO

- Floor
- Wall
- Decors
- Slabs for countertops and furniture
- Bathroom furniture
- Tables
- Facades



Porcelain Tiles RECTIFIED MONOCALIBER

| Sizes | Thickness | Surface finish |
|---|-----------|----------------|
| 120x278 cm - 47 ¹ / ₄ "x109 ¹ / ₂ " | ± 6 mm | Polished |
| 120x120 cm - 47 ¹ / ₄ "x47 ¹ / ₄ " | ± 9 mm | Polished |
| 60x120 cm - 23 ³ / ₈ "x47 ¹ / ₄ " | ± 9 mm | Polished |

LARGE SIZES P. 296

atlasPLAN

| | | |
|-----------------------|--------|----------|
| 160x320 cm - 63"x126" | ± 6 mm | Polished |
|-----------------------|--------|----------|

SLABS FOR COUNTERTOPS & FURNITURE

| | | |
|--|------------|-----------------|
| 162x324 cm - 63 ³ / ₄ "x127 ¹ / ₂ " NON-RECTIFIED | ± 12-20 mm | Polished Silk |
| 159x324 cm - 62 ⁵ / ₈ "x127 ¹ / ₂ " NON-RECTIFIED | ± 20 mm | Polished |

INDEX



PRODUCT
FINDER



SURFACE
RANGE



COMPANY



COLLECTIONS



- 3D WALL
- CONCRETE & RESIN LOOK
- MARBLE LOOK
- STONE LOOK
- WOOD LOOK

LARGE SIZES



SLABS FOR
COUNTERTOPS
& FURNITURE



BATHROOM
FURNITURE
& TABLES



FACADES



TECHNICAL
SPECIFICATIONS



Marvel Gala

Porcelain Tiles



Polished $\pm 6 - 9$ mm



V3 Moderate Variation

Floor Wall

POLISHED SURFACE ⁽¹⁾



± 6 mm

160x320 cm - 63"x126"

- AJKV Marvel Crystal White Bookmatch Polished
- AJKU Marvel Crystal White Polished
- AJKH Marvel Desert Soul Bookmatch Polished
- AJKG Marvel Desert Soul Polished
- AJRQ Marvel Exotic Green Bookmatch Polished
- AJRP Marvel Exotic Green Polished



± 6 mm

120x278 cm - 47^{1/4}"x109^{1/2}"

- AFXU Marvel Exotic Green Polished
- AFXV Marvel Desert Soul Polished
- AFXW Marvel Crystal White Polished
- AFXX Marvel Amazonite Polished
- AFXY Marvel Calacatta Black Polished



± 9 mm

120x120 cm - 47^{1/4}"x47^{1/4}"

- ABKA Marvel Exotic Green Polished
- AFXM Marvel Desert Soul Polished
- AFXN Marvel Crystal White Polished
- ABKB Marvel Amazonite Polished
- AFXO Marvel Calacatta Black Polished



± 9 mm

60x120 cm - 23^{5/8}"x47^{1/4}"

- AFXP Marvel Exotic Green Polished
- AFXQ Marvel Desert Soul Polished
- AFXR Marvel Crystal White Polished
- AFXS Marvel Amazonite Polished
- AFXT Marvel Calacatta Black Polished




CRYSTAL WHITE




DESERT SOUL



AMAZONITE



EXOTIC GREEN



CALACATTA BLACK

⁽¹⁾ The glossy polished finish is suitable for residential or low-traffic commercial floors, where no anti-slip performance is required, and for walls. The polished glossy surface finish, surprisingly brilliant and bright, features slight irregularities typical of natural marble. The extraordinary brilliance and the easy cleaning of the surface are the result of in-depth research aimed at guaranteeing its durability over time. If the product is in direct contact with the outdoors, provide devices for absorbing moisture and dirt to prevent scratches. - La finitura lappata lucida è indicata per pavimenti residenziali o commerciali poco sollecitati, laddove non siano richieste prestazioni antiscivolo, e per rivestimenti. La finitura lappata lucida offre una superficie sorprendentemente brillante e specchiante, con lievi irregolarità tipiche dei marmi naturali. La straordinaria lucentezza e l'elevata pulibilità della superficie sono frutto di studi approfonditi e accurate ricerche tecniche volte a garantirne la persistenza nel tempo. Se il prodotto è a diretto contatto con l'esterno, prevedere dei dispositivi di assorbimento dell'umidità e della sporcizia per prevenire la formazione di graffi.

INDEX



PRODUCT FINDER



SURFACE RANGE



COMPANY



COLLECTIONS



- 3D WALL
- CONCRETE & RESIN LOOK
- MARBLE LOOK
- STONE LOOK
- WOOD LOOK

LARGE SIZES



SLABS FOR COUNTERTOPS & FURNITURE



BATHROOM FURNITURE & TABLES



FACADES



TECHNICAL SPECIFICATIONS



Marvel Gems



Modern Venetian Terrazzo.
A contemporary take on classic Venetian terrazzo.

Contemporary colors.
Available in modern, neutral shades.

Seamless Pairing.
Perfectly matches with Marvel World collections.

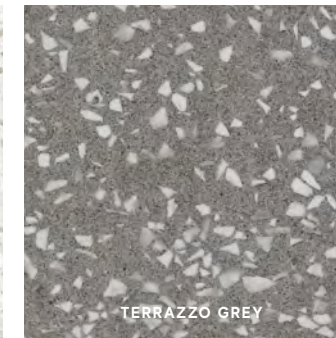


DISCOVER MORE

Floor Wall



TERRAZZO WHITE



TERRAZZO GREY



TERRAZZO PEARL



TERRAZZO CREAM



TERRAZZO BLACK

Porcelain Tiles RECTIFIED MONOCALIBER

MATTE SURFACE

Floor Wall



± 9 mm

- 60x60 cm - 23⁵/₈"x23⁵/₈"
- ATW3 Marvel Terrazzo White
- ATW4 Marvel Terrazzo Pearl
- ATW5 Marvel Terrazzo Cream
- ATW6 Marvel Terrazzo Grey
- ATW7 Marvel Terrazzo Black



Matte ± 9 mm



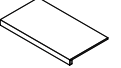




R10 B Matte Sensitech ± 9 mm



V2 Slight Variation

TRIM TILES P. 292

| | Battiscopa | Gradino * | Scalino * | Scalino Ang. * | Davanzale / Soglia * |
|----------------|---|--|---|---|--|
| |  |  |  |  |  |
| | 7,2x60 cm 2 ⁷ / ₈ "x23 ⁵ / ₈ " | Digitale 4,6x60 cm 1 ⁷ / ₄ "x23 ⁵ / ₈ " | 30x60 cm 11 ¹ / ₄ "x23 ⁵ / ₈ " | 33x33 cm 13"x13" | max 315x50 H.4 cm 124"x19 ¹ / ₈ " H.1 ⁵ / ₈ " |
| | Matte | Matte | Matte | Matte | Matte |
| Terrazzo White | AT9M | AT9H | AUDB | AT9R | AS8Y |
| Terrazzo Pearl | AT9N | AT9I | AUDC | AT9T | AS8Z |
| Terrazzo Cream | AT9O | AT9J | AUDD | AT9U | AS8Ø |
| Terrazzo Grey | AT9P | AT9K | AUDE | AT9V | AS81 |
| Terrazzo Black | AT9Q | AT9L | AUDF | AT9W | AS82 |

* These parts are supplied to order - I pezzi sono disponibili su ordinazione - Les pièces sont disponibles sur commande - Die Teile sind auf Bestellung lieferbar - Las piezas se hacen por encargo - Изготавливаются на заказ

Sensitech P. 380

INDEX



PRODUCT FINDER



SURFACE RANGE



COMPANY



COLLECTIONS



- 3D WALL
- CONCRETE & RESIN LOOK
- MARBLE LOOK
- STONE LOOK
- WOOD LOOK


LARGE SIZES



SLABS FOR COUNTERTOPS & FURNITURE



BATHROOM FURNITURE & TABLES



FACADES



TECHNICAL SPECIFICATIONS



Marvel Meraviglia



ADI DESIGN INDEX 2024

Diamond décor designed by Zaha Hadid Architects



Inspired by five elegant marbles.
Calacatta Meraviglia is the protagonist of the collection

Velvetech.
The advanced technology with patent field in Europe for an impeccable smooth touch and semi-opaque reflections.

A distinctive decorative proposal.
The Diamond décor in collaboration with Zaha Hadid Architects has been selected for the prestigious Adi Design Index 2024.




COLLECTION CATALOG



VIDEO

- Floor
- Wall
- Decors
- Outdoor
- Slabs for countertops and furniture
- Bathroom furniture
- Tables
- Facades



Porcelain Tiles RECTIFIED MONOCALIBER

| Sizes | Thickness | Surface finish |
|---|-----------|--|
| 120x278 cm - 47 ¹ / ₄ "x109 ¹ / ₂ " | ± 6 mm | Polished |
| 120x240 cm - 47 ¹ / ₄ "x94 ¹ / ₂ " | ± 9 mm | Polished |
| 120x120 cm - 47 ¹ / ₄ "x47 ¹ / ₄ " | ± 9 mm | Polished Velvet Velvetech |
| 75x150 cm - 29 ¹ / ₂ "x59" | ± 9 mm | Polished |
| 60x120 cm - 23 ⁵ / ₈ "x47 ¹ / ₄ " | ± 6 mm | Polished |
| 60x120 cm - 23 ⁵ / ₈ "x47 ¹ / ₄ " | ± 9 mm | Polished Velvet Velvetech Matte Sensitech R10 B Hammered Matte Sensitech R10 B |
| 60x60 cm - 23 ⁵ / ₈ "x23 ⁵ / ₈ " | ± 9 mm | Polished Matte Sensitech R10 B |
| 30x60 cm - 11 ⁷ / ₈ "x23 ⁵ / ₈ " | ± 9 mm | Polished Matte Sensitech R10 B |

LARGE SIZES P. 296

OUTDOOR AND WET AREAS

| | | |
|---|---------|---|
| 60x120 cm - 23 ⁵ / ₈ "x47 ¹ / ₄ " | ± 20 mm | Hammered Outdoor Sensitech R11 C |
|---|---------|---|

atlasPLAN

| | | |
|-----------------------|--------|------------------------------|
| 160x320 cm - 63"x126" | ± 6 mm | Polished Matte R9 A |
|-----------------------|--------|------------------------------|

SLABS FOR COUNTERTOPS & FURNITURE

| | | |
|--|---------|------------------|
| 162x324 cm - 63 ³ / ₄ "x127 ¹ / ₂ " NON-RECTIFIED | ± 12 mm | Polished Silk |
| 159x324 cm - 62 ⁵ / ₈ "x127 ¹ / ₂ " NON-RECTIFIED | ± 20 mm | Polished Matte |

INDEX



PRODUCT FINDER



SURFACE RANGE



COMPANY



COLLECTIONS



- 3D WALL
- CONCRETE & RESIN LOOK
- MARBLE LOOK
- STONE LOOK
- WOOD LOOK

LARGE SIZES



SLABS FOR COUNTERTOPS & FURNITURE



BATHROOM FURNITURE & TABLES



FACADES

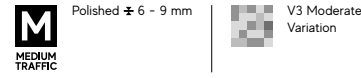


TECHNICAL SPECIFICATIONS



Marvel Meraviglia

Porcelain Tiles



POLISHED SURFACE ⁽¹⁾

Floor Wall



± 6 mm
160x320 cm - 63"x126"
 AJRT Marvel Calacatta Bernini Polished
 AJRU Marvel Calacatta Bernini Bookmatch Polished
 AJG9 Marvel Calacatta Meraviglia Polished Endless
 AKFI Marvel Calacatta Meraviglia Polished Kit Endless ^{(2) (3)}
 AJJ9 Marvel Calacatta Meraviglia Polished
 AJKA Marvel Calacatta Meraviglia Bookmatch Polished



± 6 mm
120x278 cm - 47 1/4"x109 1/2"
 AJH2 Marvel Calacatta Meraviglia Polished
 AJH3 Marvel Calacatta Bernini Polished
 AJH4 Marvel Silver Majestic Polished
 AJH5 Marvel Grigio Elegante Polished
 AJH6 Marvel Black Origin Polished
 AKF8 Marvel Calacatta Meraviglia Polished Kit Endless ^{(2) (3)}
 AKF9 Marvel Calacatta Bernini Polished Kit Endless ^{(2) (3)}
 AKQU Marvel Silver Majestic Polished Kit Endless ^{(2) (3)}
 AKQV Marvel Grigio Elegante Polished Kit Endless ^{(2) (3)}
 AKQW Marvel Black Origin Polished Kit Endless ^{(2) (3)}



± 6 mm
60x120 cm - 23 5/8"x47 1/4"
 AKHM Marvel Calacatta Meraviglia Polished
 AKHN Marvel Calacatta Bernini Polished
 AKPF Marvel Black Origin Polished
 AKHO Marvel Grigio Elegante Polished
 ALSL Marvel Silver Majestic Polished



± 9 mm
120x240 cm - 47 1/4"x94 1/2"
 AJH7 Marvel Calacatta Meraviglia Polished
 AJH8 Marvel Calacatta Bernini Polished
 AJH9 Marvel Silver Majestic Polished
 AJIA Marvel Grigio Elegante Polished
 AJIB Marvel Black Origin Polished



± 9 mm
120x120 cm - 47 1/4"x47 1/4"
 AJIC Marvel Calacatta Meraviglia Polished
 AJID Marvel Calacatta Bernini Polished
 AJIE Marvel Silver Majestic Polished
 AJIF Marvel Grigio Elegante Polished
 AJIG Marvel Black Origin Polished



± 9 mm
60x120 cm - 23 5/8"x47 1/4"
 AJAN Marvel Calacatta Meraviglia Polished
 AJHU Marvel Calacatta Bernini Polished
 AJHV Marvel Silver Majestic Polished
 AJHW Marvel Grigio Elegante Polished
 AJHX Marvel Black Origin Polished




± 9 mm
60x60 cm - 23 5/8"x23 5/8"
 AJI5 Marvel Calacatta Meraviglia Polished
 AJI6 Marvel Calacatta Bernini Polished
 AJI7 Marvel Silver Majestic Polished
 AJI8 Marvel Grigio Elegante Polished
 AJI9 Marvel Black Origin Polished



± 9 mm
30x60 cm - 11 3/4"x23 5/8"
 AJJF Marvel Calacatta Meraviglia Polished
 AJJG Marvel Calacatta Bernini Polished
 AJJH Marvel Silver Majestic Polished
 AJJI Marvel Grigio Elegante Polished
 AJJJ Marvel Black Origin Polished



± 9 mm
75x150 cm - 29 1/2"x59"
 AJEQ Marvel Calacatta Meraviglia Polished
 AJHY Marvel Calacatta Bernini Polished
 AJHZ Marvel Silver Majestic Polished
 AJHØ Marvel Grigio Elegante Polished
 AJH1 Marvel Black Origin Polished



⁽¹⁾ The glossy polished finish is suitable for residential or low-traffic commercial floors, where no anti-slip performance is required, and for walls. The polished glossy surface finish, surprisingly brilliant and bright, features slight irregularities typical of natural marble. The extraordinary brilliance and the easy cleaning of the surface are the result of in-depth research aimed at guaranteeing its durability over time. If the product is in direct contact with the outdoors, provide devices for absorbing moisture and dirt to prevent scratches. La finitura lappata lucida è indicata per pavimenti residenziali o commerciali poco sollecitati, laddove non siano richieste prestazioni antiscivolo, e per rivestimenti. La finitura lappata lucida offre una superficie sorprendentemente brillante e specchiante, con lievi irregolarità tipiche dei marmi naturali. La straordinaria lucentezza e l'elevata pulibilità della superficie sono frutto di studi approfonditi e accurate ricerche tecniche volte a garantirne la persistenza nel tempo. Se il prodotto è a diretto contatto con l'esterno, prevedere dei dispositivi di assorbimento dell'umidità e della sporcizia per prevenire la formazione di graffi.

^{(2) (3)} Please read the notes at page 337

INDEX



PRODUCT FINDER



SURFACE RANGE



COMPANY



COLLECTIONS



3D WALL
 CONCRETE & RESIN LOOK
 MARBLE LOOK
 STONE LOOK
 WOOD LOOK

LARGE SIZES



SLABS FOR COUNTERTOPS & FURNITURE



BATHROOM FURNITURE & TABLES



FACADES

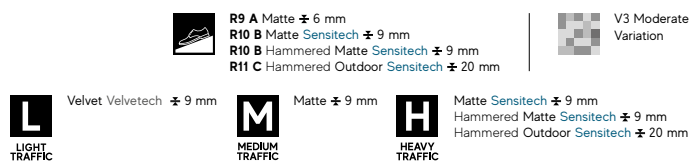


TECHNICAL SPECIFICATIONS



Marvel Meraviglia

Porcelain Tiles



VELVET SURFACE

Velvetech
 ± 9 mm
120x120 cm - 47¹/₄"x47¹/₄"
 AJII Marvel Calacatta Meraviglia Velvet
 AJJJ Marvel Calacatta Bernini Velvet
 AJJK Marvel Silver Majestic Velvet
 AJJL Marvel Grigio Elegante Velvet
 AJJM Marvel Black Origin Velvet

Velvetech
 ± 9 mm
60x120 cm - 23⁵/₈"x47¹/₄"
 AJGJ Marvel Calacatta Meraviglia Velvet
 AJGK Marvel Calacatta Bernini Velvet
 AJGL Marvel Silver Majestic Velvet
 AISR Marvel Grigio Elegante Velvet
 AJGN Marvel Black Origin Velvet

PRECAUTIONS
VELVET IS A DELICATE SURFACE
 The Velvet finish is a delicate surface that requires care.
 To preserve its beauty and ensure proper use, please refer to our instructions on page 378.
 La finitura Velvet è una superficie delicata che merita attenzione.
 Per mantenerne integra la bellezza e garantire un uso adeguato, consultare le nostre istruzioni pag 378.

Floor Wall

MATTE SURFACE

atlasPLAN
 ± 6 mm
160x320 cm - 63"x126"
 AJSZ Marvel Calacatta Meraviglia Endless
 AKFJ Marvel Calacatta Meraviglia Kit Endless ⁽²⁾ ⁽³⁾

Sensitech
 ± 9 mm
60x120 cm - 23⁵/₈"x47¹/₄"
 AJIR Marvel Calacatta Meraviglia
 AJIS Marvel Calacatta Bernini
 AJIT Marvel Silver Majestic
 AJIU Marvel Grigio Elegante
 AJIV Marvel Black Origin

Sensitech
 ± 9 mm
60x60 cm - 23⁵/₈"x23⁵/₈"
 AJJA Marvel Calacatta Meraviglia
 AJJB Marvel Calacatta Bernini
 AJJC Marvel Silver Majestic
 AJJD Marvel Grigio Elegante
 AJJE Marvel Black Origin

Sensitech
 ± 9 mm
30x60 cm - 11³/₄"x23⁵/₈"
 AJJK Marvel Calacatta Meraviglia
 AJJL Marvel Calacatta Bernini
 AJJM Marvel Silver Majestic
 AJJN Marvel Grigio Elegante
 AJJO Marvel Black Origin

HAMMERED MATTE SURFACE



Sensitech
 ± 9 mm
60x120 cm - 23⁵/₈"x47¹/₄"
 AJIX Marvel Calacatta Meraviglia Hammered
 AJJU Marvel Calacatta Bernini Hammered
 AJJY Marvel Grigio Elegante Hammered

HAMMERED OUTDOOR ± 20 mm


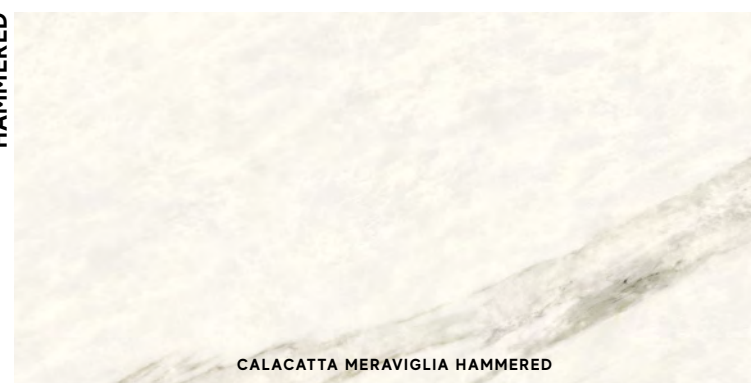
Sensitech
 ± 20 mm
60x120 cm - 23⁵/₈"x47¹/₄"
 AJPQ Marvel Calacatta Meraviglia Hammered Outdoor
 AJPR Marvel Calacatta Bernini Hammered Outdoor
 AJPS Marvel Grigio Elegante Hammered Outdoor

Outdoor

VELVET/MATTE



HAMMERED



INDEX



PRODUCT FINDER



SURFACE RANGE



COMPANY



COLLECTIONS




3D WALL
 CONCRETE & RESIN LOOK
 MARBLE LOOK
 STONE LOOK
 WOOD LOOK


LARGE SIZES



SLABS FOR COUNTERTOPS & FURNITURE



BATHROOM FURNITURE & TABLES



FACADES




TECHNICAL SPECIFICATIONS



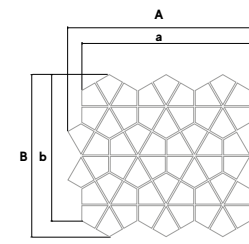
Marvel Meraviglia

Porcelain Tiles

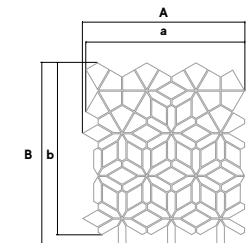
DECOR RANGE



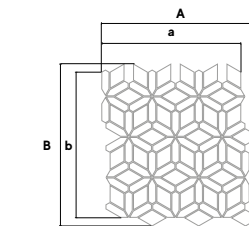
Decor designed by
Zaha Hadid Architects



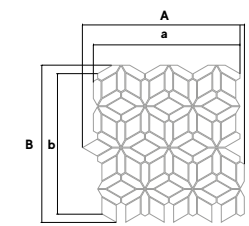
mod A
A 50,5 cm - 19⁷/₈"
a 46,6 cm - 18³/₈"
B 44,8 cm - 17⁷/₈"
b 40,3 cm - 15⁷/₈"



mod B
A 50,5 cm - 19⁷/₈"
a 46,6 cm - 18³/₈"
B 58,3 cm - 23"
b 51,9 cm - 20⁷/₈"



mod C
A 52,9 cm - 20⁷/₈"
a 46,6 cm - 18³/₈"
B 54,2 cm - 21¹/₈"
b 49,8 cm - 19⁷/₈"



mod D
A 52,9 cm - 20⁷/₈"
a 46,6 cm - 18³/₈"
B 54,2 cm - 21¹/₈"
b 49,3 cm - 19⁷/₈"

AJQ6 Marvel Calacatta Meraviglia
Diamond Polished
46,6x284,6 - 18³/₈"x112"

Calacatta Meraviglia + Black Origin

AJQ8 Marvel Black Origin
Diamond Polished
46,6x284,6 - 18³/₈"x112"

Black Origin + Calacatta Meraviglia

AJQ7 Marvel Silver Majestic
Diamond Polished
46,6x284,6 - 18³/₈"x112"

Silver Majestic + Black Origin

Diamond designed by ZHA consists of six modules in a box. The mosaic covers a height of 2.85 m, but it's possible to lengthen the composition for larger areas by using the Hexagon mosaic, which corresponds to Module A. For an optimal aesthetic result, it's recommended to lay the product keeping the color transition of the tiles in the center of the composition. - Diamond designed by ZHA è composto da sei moduli contenuti in una scatola. Il mosaico ricopre un'altezza di 2.85 mt, ma è possibile allungare la composizione per superfici più estese utilizzando il mosaico Hexagon, che corrisponde al modulo A. Per un risultato estetico ottimale si consiglia di posare il prodotto mantenendo la transizione di colore delle tessere al centro della composizione.



© Copyright Zaha Hadid Limited 2023 manufactured by Ceramiche Atlas Concorde under license from Zaha Hadid Limited.

INDEX



PRODUCT
FINDER



SURFACE
RANGE



COMPANY



COLLECTIONS

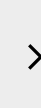


3D WALL
CONCRETE & RESIN LOOK
MARBLE LOOK
STONE LOOK
WOOD LOOK

LARGE SIZES



SLABS FOR
COUNTERTOPS
& FURNITURE



BATHROOM
FURNITURE
& TABLES



FACADES



TECHNICAL
SPECIFICATIONS



Marvel Meraviglia

DECOR RANGE



AJQY Marvel Calacatta Meraviglia
Hexagon ⁽¹⁾ Polished
40,3x46,6 - 15⁷/₈"x18³/₈"




AJQZ Marvel Calacatta Bernini
Hexagon ⁽¹⁾ Polished
40,3x46,6 - 15⁷/₈"x18³/₈"




AJQØ Marvel Silver Majestic
Hexagon ⁽¹⁾ Polished
40,3x46,6 - 15⁷/₈"x18³/₈"




AJQ1 Marvel Grigio Elegante
Hexagon ⁽¹⁾ Polished
40,3x46,6 - 15⁷/₈"x18³/₈"



AJQ2 Marvel Black Origin
Hexagon ⁽¹⁾ Polished
40,3x46,6 - 15⁷/₈"x18³/₈"




AJP8 Marvel Calacatta Meraviglia
Mosaico Matte **Sensitech**
30x30 - 11¹/₄"x11¹/₄"



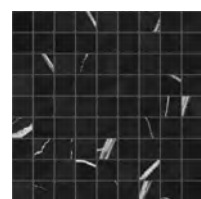
AJP9 Marvel Calacatta Bernini
Mosaico Matte **Sensitech**
30x30 - 11¹/₄"x11¹/₄"



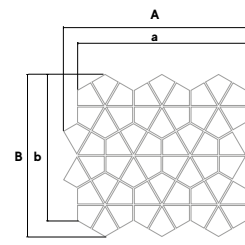
AJQA Marvel Silver Majestic
Mosaico Matte **Sensitech**
30x30 - 11¹/₄"x11¹/₄"



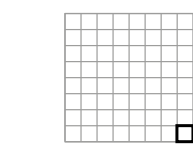
AJQB Marvel Grigio Elegante
Mosaico Matte **Sensitech**
30x30 - 11¹/₄"x11¹/₄"



AJQC Marvel Black Origin
Mosaico Matte **Sensitech**
30x30 - 11¹/₄"x11¹/₄"



A 50,5 cm - 19⁷/₈"
a 46,6 cm - 18³/₈"
B 44,8 cm - 17⁷/₈"
b 40,3 cm - 15⁷/₈"



3,5x3,5 cm - 1¹/₈"x1¹/₈"



APV5 Marvel Calacatta Meraviglia
Grid Velvet **Velvtech**
59,5x118,2 - 23³/₈"x46¹/₂"




APV6 Marvel Calacatta Bernini
Grid Velvet **Velvtech**
59,5x118,2 - 23³/₈"x46¹/₂"



APV8 Marvel Grigio Elegante
Grid Velvet **Velvtech**
59,5x118,2 - 23³/₈"x46¹/₂"



APV7 Marvel Silver Majestic
Grid Velvet **Velvtech**
59,5x118,2 - 23³/₈"x46¹/₂"

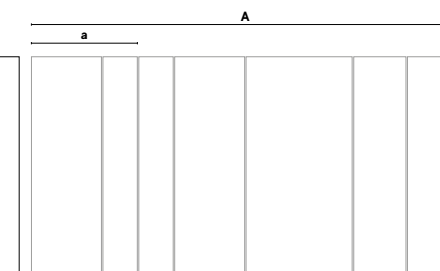


APV9 Marvel Black Origin
Grid Velvet **Velvtech**
59,5x118,2 - 23³/₈"x46¹/₂"

PRECAUTIONS
VELVET IS A DELICATE SURFACE

The Velvet finish is a delicate surface that requires care. To preserve its beauty and ensure proper use, please refer to our instructions on page 378.

La finitura Velvet è una superficie delicata che merita attenzione. Per mantenerne integra la bellezza e garantire un uso adeguato, consultare le nostre istruzioni pag 378.



A 118,2 cm - 46¹/₂"
B 59,5 cm - 23³/₈"
a 29,4 cm - 11¹/₈"

| TRIM TILES P. 292 | Battiscopa | | | | Gradino * | | Scalino * | | Scalino * | | Scalino Ang.* | | Battiscopa Sag. Scala * | | | | Davanzale / Soglia * | Corner * ± 6 mm | Corner A/E * ± 6 mm | | | | |
|----------------------|---|---|--|---|--|---|----------------------|--|---------------------|---|---------------|--|-------------------------|--|---|------|----------------------|-----------------|---------------------|----------|----------|------|------|
| | 7,2x60 cm 2 ⁷ / ₈ "x23 ³ / ₈ " | 7,2x150 cm 2 ⁷ / ₈ "x59" | 7,2x120 cm 2 ⁷ / ₈ "x47 ¹ / ₄ " | 30x60 cm 11 ¹ / ₄ "x23 ³ / ₈ " | 30x120 cm 11 ¹ / ₄ "x47 ¹ / ₄ " | 33x120 cm 13"x47 ¹ / ₄ " | 33x150 cm 13"x59" | 33x60 cm 13"x23 ³ / ₈ " | 33x33 cm 13"x13" | 7,2x30 cm 2 ⁷ / ₈ "x11 ¹ / ₄ " | | max 315x50 H 4 cm 124"x19 ¹ / ₄ " H 1 ¹ / ₈ " | | 1x120 cm 3 ¹ / ₈ "x47 ¹ / ₄ " | 1x1 cm 3 ¹ / ₈ "x1 ¹ / ₄ " | | | | | | | | |
| | Polished | Matte | Polished | Polished | Matte | Hammered Matte | Matte | Matte | Polished | Matte | Polished | Polished | Matte | Polished | Matte | DX | SX | DX | SX | Polished | Polished | | |
| Calacatta Meraviglia | AJUG | AJUV | AJUQ | AJUL | AJUØ | AJU5 | AJVS | AJVX | AJWH | AJV7 | AJWM | AJWC | AJV2 | AJWW | AJWR | AJVD | AJU8 | AJVN | AJVI | | | AJW1 | AJW6 |
| Calacatta Bernini | AJUH | AJUW | AJUR | AJUM | AJU1 | AJU6 | AJVT | AJVV | AJWI | AJV8 | AJWN | AJWD | AJV3 | AJWX | AJWS | AJVE | AJU9 | AJVO | AJVJ | | | AJW2 | AJW7 |
| Silver Majestic | AJUI | AJUX | AJUS | AJUN | AJU2 | - | AJVV | AJVZ | AJWJ | AJV9 | AJWO | AJWE | AJV4 | AJWY | AJWT | AJVF | AJVA | AJVP | AJVK | | | AJW3 | AJW8 |
| Grigio Elegante | AJUJ | AJUY | AJUT | AJUO | AJU3 | AJU7 | AJVV | AJVØ | AJWK | AJWA | AJWP | AJWF | AJV5 | AJWZ | AJUW | AJVG | AJVB | AJVQ | AJVL | | | AJW4 | AJW9 |
| Black Origin | AJUK | AJUZ | AJUU | AJUP | AJU4 | - | AJVV | AJV1 | AJWL | AJWB | AJWQ | AJWG | AJV6 | AJWØ | AJVV | AJVH | AJVC | AJVR | AJVM | | | AJW5 | AJXA |

* These parts are supplied to order - I pezzi sono disponibili su ordinazione - Les pièces sont disponibles sur commande - Die Teile sind auf Bestellung lieferbar - Las piezas se hacen por encargo - Изготавливаются на заказ

⁽¹⁾ Marvel Meraviglia Hexagon recalls the hexagonal Module A of Diamond designed by ZHA, which can be combined with to clad larger surfaces. Or use it on its own to give rooms a prestigious touch. - Marvel Meraviglia Hexagon riprende il modulo esagonale A di Diamond designed by ZHA, a cui si può abbinare per ricoprire superfici più estese. Oppure utilizzarlo da solo per conferire agli ambienti un tocco di pregio. - Marvel Meraviglia Hexagon reprend le module hexagonal A de Diamond designed by ZHA, auquel elle peut être associée pour recouvrir de plus grandes surfaces. Elle peut aussi être utilisée seule pour conférer une touche d'élégance aux espaces. - Marvel Meraviglia Hexagon greift das Sechskantmodul A von Diamond designed by ZHA auf und kann mit diesem kombiniert werden, um ausgedehntere Flächen zu verkleiden. Es kann auch allein verwendet werden, um dem Ambiente besonderes Prestige zu verleihen. - Marvel Meraviglia Hexagon toma el módulo hexagonal A de Diamond diseñado por ZHA, con el cual se puede combinar para cubrir superficies más grandes. O bien, se puede utilizar solo para dar un toque de prestigio a los ambientes. - Marvel Meraviglia Hexagon перенимает шестигранный модуль А у декора Diamond от ZHA и может сочетаться с последним для облицовки более крупных поверхностей. Также может использоваться отдельно для придания интерьерам ноты изысканности.

INDEX

PRODUCT FINDER

SURFACE RANGE

COMPANY

COLLECTIONS

3D WALL
CONCRETE & RESIN LOOK
MARBLE LOOK
STONE LOOK
WOOD LOOK

LARGE SIZES

SLABS FOR COUNTERTOPS & FURNITURE

BATHROOM FURNITURE & TABLES

FACADES

TECHNICAL SPECIFICATIONS

Marvel Onyx



Onyx like never before.
A contemporary and refined Interpretation.

Superior aesthetics.
Elegance and depth of details for sophisticated spaces.

Timeless Allure.
Transparent and translucent as a glass surface.

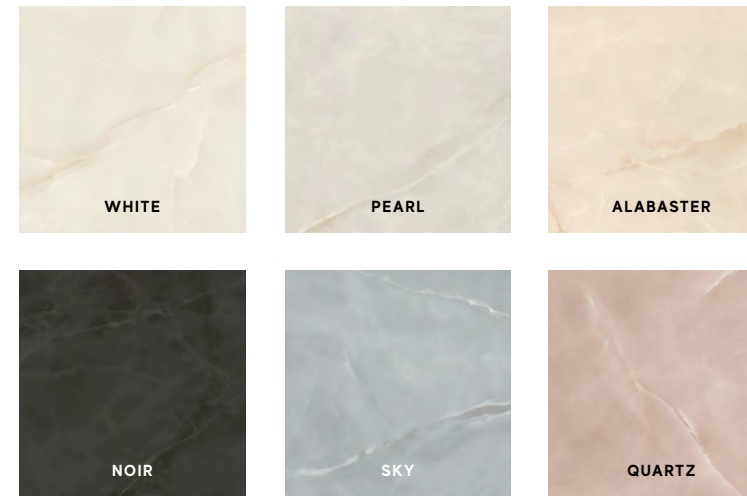


COLLECTION CATALOG



VIDEO

- Floor
- Wall
- Decors
- Slabs for countertops and furniture
- Bathroom furniture
- Tables
- Facades



Porcelain Tiles RECTIFIED MONOCALIBER

| Sizes | Thickness | Surface finish |
|---|-----------|----------------|
| 120x278 cm - 47 ¹ / ₄ "x109 ¹ / ₂ " | ± 6 mm | Polished |
| 120x240 cm - 47 ¹ / ₄ "x94 ¹ / ₂ " | ± 9 mm | Polished |
| 120x120 cm - 47 ¹ / ₄ "x47 ¹ / ₄ " | ± 9 mm | Polished |
| 60x120 cm - 23 ⁵ / ₈ "x47 ¹ / ₄ " | ± 6 mm | Polished |
| 60x120 cm - 23 ⁵ / ₈ "x47 ¹ / ₄ " | ± 9 mm | Polished |
| 60x60 cm - 23 ⁵ / ₈ "x23 ⁵ / ₈ " | ± 9 mm | Polished |

LARGE SIZES P. 296

| atlasPLAN | Thickness | Surface finish |
|-----------------------|-----------|----------------|
| 160x320 cm - 63"x126" | ± 6 mm | Polished |

SLABS FOR COUNTERTOPS & FURNITURE

| | | |
|--|---------|-----------------|
| 162x324 cm - 63 ³ / ₄ "x127 ¹ / ₂ " NON-RECTIFIED | ± 12 mm | Polished Silk |
|--|---------|-----------------|

INDEX



PRODUCT FINDER



SURFACE RANGE



COMPANY



COLLECTIONS



- 3D WALL
- CONCRETE & RESIN LOOK
- MARBLE LOOK
- STONE LOOK
- WOOD LOOK

LARGE SIZES



SLABS FOR COUNTERTOPS & FURNITURE



BATHROOM FURNITURE & TABLES



FACADES



TECHNICAL SPECIFICATIONS



Marvel Onyx

Porcelain Tiles



Polished ± 6 - 9 mm



V3 Moderate Variation

Floor Wall

POLISHED SURFACE ⁽¹⁾



± 6 mm
160x320 cm - 63"x126"
 AJHA Marvel White Polished
 AJKB Marvel White Bookmatch Polished



± 6 mm
120x278 cm - 47¹/₄"x109¹/₂"
 AJAH Marvel White Polished
 AJAI Marvel Alabaster Polished
 AJAJ Marvel Pearl Polished
 AJAK Marvel Noir Polished
 AJAL Marvel Sky Polished
 AJAM Marvel Quartz Polished



± 6 mm
60x120 cm - 23⁵/₈"x47¹/₄"
 AKPH Marvel White Polished



± 9 mm
120x240 cm - 47¹/₄"x94¹/₂"
 AJBG Marvel White Polished
 AJBH Marvel Alabaster Polished
 AJBI Marvel Pearl Polished
 AJBJ Marvel Noir Polished




± 9 mm
120x120 cm - 47¹/₄"x47¹/₄"
 AJBK Marvel White Polished
 AJBL Marvel Alabaster Polished
 AJBM Marvel Pearl Polished
 AJBN Marvel Noir Polished




± 9 mm
60x120 cm - 23⁵/₈"x47¹/₄"
 AJBO Marvel White Polished
 AJBQ Marvel Alabaster Polished
 AJBS Marvel Pearl Polished
 AJBT Marvel Noir Polished




± 9 mm
60x60 cm - 23⁵/₈"x23⁵/₈"
 AJBU Marvel White Polished
 AJBV Marvel Alabaster Polished
 AJBW Marvel Pearl Polished
 AJBX Marvel Noir Polished



WHITE




PEARL




ALABASTER



NOIR



SKY



QUARTZ

⁽¹⁾ The glossy polished finish is suitable for residential or low-traffic commercial floors, where no anti-slip performance is required, and for walls. The polished glossy surface finish, surprisingly brilliant and bright, features slight irregularities typical of natural marble. The extraordinary brilliance and the easy cleaning of the surface are the result of in-depth research aimed at guaranteeing its durability over time. If the product is in direct contact with the outdoors, provide devices for absorbing moisture and dirt to prevent scratches. - La finitura lappata lucida è indicata per pavimenti residenziali o commerciali poco sollecitati, laddove non siano richieste prestazioni antiscivolo, e per rivestimenti. La finitura lappata lucida offre una superficie sorprendentemente brillante e specchiante, con lievi irregolarità tipiche dei marmi naturali. La straordinaria lucentezza e l'elevata pulibilità della superficie sono frutto di studi approfonditi e accurate ricerche tecniche volte a garantirne la persistenza nel tempo. Se il prodotto è a diretto contatto con l'esterno, prevedere dei dispositivi di assorbimento dell'umidità e della sporcizia per prevenire la formazione di graffi.

INDEX



PRODUCT FINDER



SURFACE RANGE



COMPANY



COLLECTIONS



3D WALL
 CONCRETE & RESIN LOOK
 MARBLE LOOK
 STONE LOOK
 WOOD LOOK

LARGE SIZES



SLABS FOR COUNTERTOPS & FURNITURE



BATHROOM FURNITURE & TABLES



FACADES



TECHNICAL SPECIFICATIONS



Marvel Shine




Inspired by Italian white marbles.
Featuring exquisite marbles handpicked from the most prestigious quarries.

Wide range of finishes.
Available in an extensive array of finishes.

Seamless vein graphics.
Continuous vein patterns in large formats.



- Floor
- Wall
- Decors
- Slabs for countertops and furniture
- Bathroom furniture
- Tables
- Facades



Porcelain Tiles RECTIFIED MONOCALIBER

| Sizes | Thickness | Surface finish |
|-------------------------------|-----------|--|
| 160x160 cm - 63"x63" | ± 6 mm | Polished |
| 120x278 cm - 47 1/4"x109 1/2" | ± 6 mm | Polished Silk |
| 120x240 cm - 47 1/4"x94 1/2" | ± 9 mm | Polished |
| 120x120 cm - 47 1/4"x47 1/4" | ± 9 mm | Polished Matte Sensitech R10 B |
| 60x120 cm - 23 5/8"x47 1/4" | ± 9 mm | Polished Matte Sensitech R10 B |
| 75x150 cm - 29 1/2"x59" | ± 9 mm | Polished Silk |
| 60x60 cm - 23 5/8"x23 5/8" | ± 9 mm | Polished Silk Matte Sensitech R10 B |
| 30x60 cm - 11 7/8"x23 5/8" | ± 9 mm | Silk |

LARGE SIZES P. 296

atlasPLAN

| | | |
|-----------------------|--------|-----------------|
| 160x320 cm - 63"x126" | ± 6 mm | Polished Silk |
|-----------------------|--------|-----------------|

SLABS FOR COUNTERTOPS & FURNITURE

| | | |
|--|----------|------------------|
| 162x324 cm - 63 3/4"x127 1/2" NON-RECTIFIED | ± 12 mm | Polished Silk |
| 159x324 cm - 62 5/8"x127 1/2" NON-RECTIFIED | ± 20* mm | Polished Matte |



Wall Tiles RECTIFIED MONOCALIBER

| Sizes | Thickness | Surface finish |
|-----------------------------|-----------|----------------|
| 50x120 cm - 19 5/8"x47 1/4" | ± 8,5 mm | Silk |
| 40x80 cm - 15 7/8"x31 1/2" | ± 8,5 mm | Shiny |

* Natura-vein tech

INDEX



PRODUCT FINDER



SURFACE RANGE



COMPANY



COLLECTIONS



3D WALL
CONCRETE & RESIN LOOK
MARBLE LOOK
STONE LOOK
WOOD LOOK

LARGE SIZES



SLABS FOR COUNTERTOPS & FURNITURE



BATHROOM FURNITURE & TABLES



FACADES



TECHNICAL SPECIFICATIONS



Marvel Shine

Porcelain Tiles



Polished ± 6 - 9 mm



V2 Slight Variation
Calacatta Delicato,
Calacatta Prestigio,
Statuario Supremo



V3 Moderate Variation
Calacatta Imperiale

Floor Wall

POLISHED SURFACE ⁽¹⁾



± 6 mm

160x320 cm - 63"x126"

A4RR Marvel Calacatta Prestigio Polished Endless

AKFL Marvel Calacatta Prestigio Polished Kit Endless ^{(2) (3)}



± 6 mm

160x160 cm - 63"x63"

A4RP Marvel Calacatta Prestigio Polished

A4RQ Marvel Statuario Supremo Polished



± 6 mm

120x278 cm - 47¹/₄"x109¹/₂"

A4OY Marvel Calacatta Delicato Polished

A4OZ Marvel Calacatta Prestigio Polished

A4O2 Marvel Calacatta Prestigio Bookm A Lp ^{(3) (5)}

A4O3 Marvel Calacatta Prestigio Bookm B Lp ^{(3) (5)}

A6EO Marvel Calacatta Prestigio Polished Kit Endless ^{(2) (3)}

A4OØ Marvel Statuario Supremo Polished

A4O4 Marvel Statuario Supremo Bookm A Lp ^{(3) (5)}

A4O5 Marvel Statuario Supremo Bookm B Lp ^{(3) (5)}

A6EP Marvel Statuario Supremo Polished Kit Endless ^{(2) (3)}

A4O1 Marvel Calacatta Imperiale Polished

A6EQ Marvel Calacatta Imperiale Polished Kit Endless ^{(2) (3)}



± 9 mm

120x240 cm - 47¹/₄"x94¹/₂"

A4RH Marvel Calacatta Delicato Polished

A4RI Marvel Calacatta Prestigio Polished

A4RJ Marvel Statuario Supremo Polished

A4RK Marvel Calacatta Imperiale Polished



± 9 mm

120x120 cm - 47¹/₄"x47¹/₄"

A4Q8 Marvel Calacatta Delicato Polished

A4Q9 Marvel Calacatta Prestigio Polished

A4RA Marvel Statuario Supremo Polished

A4RB Marvel Calacatta Imperiale Polished



± 9 mm

60x120 cm - 23³/₈"x47¹/₄"

A4QØ Marvel Calacatta Delicato Polished

A4Q1 Marvel Calacatta Prestigio Polished

A4Q2 Marvel Statuario Supremo Polished

A4Q3 Marvel Calacatta Imperiale Polished



± 9 mm

60x60 cm - 23³/₈"x23³/₈"

A4QS Marvel Calacatta Delicato Polished

A4QT Marvel Calacatta Prestigio Polished

A4QU Marvel Statuario Supremo Polished

A4QV Marvel Calacatta Imperiale Polished



± 9 mm

75x150 cm - 29¹/₂"x59"

A7GA Marvel Calacatta Delicato Polished


A7GB Marvel Calacatta Prestigio Polished

A7GC Marvel Statuario Supremo Polished

A4PH Marvel Statuario Supremo Lp Macchia Aperta

A7GD Marvel Calacatta Imperiale Polished

A4PI Marvel Calacatta Imperiale Lp Macchia Aperta



⁽¹⁾ The glossy polished finish is suitable for residential or low-traffic commercial floors, where no anti-slip performance is required, and for walls. The polished glossy surface finish, surprisingly brilliant and bright, features slight irregularities typical of natural marble. The extraordinary brilliance and the easy cleaning of the surface are the result of in-depth research aimed at guaranteeing its durability over time. If the product is in direct contact with the outdoors, provide devices for absorbing moisture and dirt to prevent scratches. - La finitura lappata lucida è indicata per pavimenti residenziali o commerciali poco sollecitati, laddove non siano richieste prestazioni antiscivolo, e per rivestimenti. La finitura lappata lucida offre una superficie sorprendentemente brillante e specchiante, con lievi irregolarità tipiche dei marmi naturali. La straordinaria lucentezza e l'elevata pulibilità della superficie sono frutto di studi approfonditi e accurate ricerche tecniche volte a garantirne la persistenza nel tempo. Se il prodotto è a diretto contatto con l'esterno, prevedere dei dispositivi di assorbimento dell'umidità e della sporcizia per prevenire la formazione di graffi.

^{(2) (3)} Please read the notes at page 337

INDEX



PRODUCT
FINDER



SURFACE
RANGE



COMPANY



COLLECTIONS




3D WALL
CONCRETE & RESIN LOOK
MARBLE LOOK
STONE LOOK
WOOD LOOK


LARGE SIZES



SLABS FOR
COUNTERTOPS
& FURNITURE



BATHROOM
FURNITURE
& TABLES



FACADES



TECHNICAL
SPECIFICATIONS



Marvel Shine



Silk ± 6 - 9 mm



Matte ± 9 mm



R9 A Matte ± 9 mm
R10 B Matte Sensitech ± 9 mm



V2 Slight Variation
Calacatta Delicato,
Calacatta Prestigio,
Statuario Supremo



V3 Moderate Variation
Calacatta Imperiale

Porcelain Tiles

SILK SURFACE ⁽¹⁾

Floor Wall



± 6 mm
160x320 cm - 63"x126"
AJK1 Marvel Calacatta Imperiale Bookmatch Silk
AJKØ Marvel Calacatta Imperiale Silk



± 6 mm
120x278 cm - 47¹/₄"x109¹/₂"
A4O6 Marvel Calacatta Prestigio Silk
A6ER Marvel Calacatta Prestigio Silk Kit Endless ⁽²⁾ (3)
A4O7 Marvel Statuario Supremo Silk
A6ES Marvel Statuario Supremo Silk Kit Endless ⁽²⁾ (3)



± 9 mm
75x150 cm - 29¹/₂"x59"
A7H2 Marvel Calacatta Delicato Silk
A7H3 Marvel Calacatta Prestigio Silk
A7H4 Marvel Statuario Supremo Silk
A7H5 Marvel Calacatta Imperiale Silk



± 9 mm
60x60 cm - 23³/₈"x23³/₈"
A5TC Marvel Calacatta Delicato Silk
A5TD Marvel Calacatta Prestigio Silk
A5TE Marvel Statuario Supremo Silk
A5TF Marvel Calacatta Imperiale Silk



± 9 mm
30x60 cm - 11³/₄"x23³/₈"
A5TG Marvel Calacatta Delicato Silk
A5TH Marvel Calacatta Prestigio Silk
A5TI Marvel Statuario Supremo Silk
A5TJ Marvel Calacatta Imperiale Silk

MATTE SURFACE



± 9 mm **Sensitech**
120x120 cm - 47¹/₄"x47¹/₄"
A4Q4 Marvel Calacatta Delicato
A4Q5 Marvel Calacatta Prestigio
A4Q6 Marvel Statuario Supremo
A4Q7 Marvel Calacatta Imperiale



± 9 mm **Sensitech**
60x120 cm - 23³/₈"x47¹/₄"
A4QW Marvel Calacatta Delicato
A4QX Marvel Calacatta Prestigio
A4QY Marvel Statuario Supremo
A4QZ Marvel Calacatta Imperiale



± 9 mm **Sensitech**
60x60 cm - 23³/₈"x23³/₈"
A4QO Marvel Calacatta Delicato
A4QQ Marvel Calacatta Prestigio
A4QR Marvel Statuario Supremo
A4QP Marvel Calacatta Imperiale




CALACATTA DELICATO



CALACATTA PRESTIGIO



STATUARIO SUPREMO



CALACATTA IMPERIALE

| TRIM TILES P. 292 | Battiscopa | | Gradino * | | Scalino * | | Scalino Ang.* | | Battiscopa Sag. Scala * | | Davanzale / Soglia * | | Corner * ± 6 mm | | Corner A.E.* ± 6 mm | | | | | | | | | | | | |
|----------------------|------------|------|-----------|------|-----------|------|---------------|------|-------------------------|------|----------------------|------|--------------------|------|---------------------------|------|------|------|------|------|------|------|------|---|------|------|------|
| | Polish | Silk | Polish | Silk | Polish | Silk | Polish | Silk | Polish | Silk | Polish | Silk | Polish | Silk | Polished | | | | | | | | | | | | |
| Calacatta Delicato | A43T | A43P | A535 | A43H | A539 | A55F | A54W | A443 | A44Z | A3CV | A44I | A543 | A45K | A45G | A45C | A547 | A55B | A54G | A54K | A43X | A431 | A54O | A54S | * | A45O | - | A45U |
| Calacatta Prestigio | A43U | A43Q | A536 | A43I | A54D | A55G | A54X | A444 | A44Ø | A54Ø | A44J | A544 | A45L | A45H | A45D | A548 | A55C | A54H | A54L | A43Y | A432 | A54P | A54T | * | A45P | A45S | A45X |
| Statuario Supremo | A43V | A43R | A537 | A43J | A54E | A55H | A54Y | A445 | A441 | A541 | A44K | A545 | A45M | A45I | A45E | A549 | A55D | A54I | A54M | A43Z | A433 | A54Q | A54U | * | A45Q | A45T | A45W |
| Calacatta Imperiale | A43W | A43S | A538 | A43K | A54F | A55I | A54Z | A446 | A442 | A542 | A44L | A546 | A45N | A45J | A45F | A55A | A55E | A54J | A54N | A43Ø | A434 | A54R | A54V | * | A45R | - | A45V |

* These parts are supplied to order - I pezzi sono disponibili su ordinazione - Les pièces sont disponibles sur commande - Die Teile sind auf Bestellung lieferbar - Las piezas se hacen por encargo - Изготавливаются на заказ

⁽¹⁾ The silk finish is suitable for residential or low-traffic commercial floors, where no anti-slip performance is required. The surface's shine and great ease of cleaning are the result of in-depth studies and technical research aimed at ensuring its durability over time. If the product is in direct contact with the outdoors, moisture and dirt absorption devices must be used to prevent scratching. - La finitura silk è indicata per pavimenti residenziali o commerciali poco sollecitati, laddove non siano richieste prestazioni antiscivolo. La lucentezza e l'elevata facilità di pulizia della superficie sono frutto di studi approfonditi e accurate ricerche tecniche volte a garantire la persistenza nel tempo. Se il prodotto è a diretto contatto con l'esterno, prevedere dei dispositivi di assorbimento dell'umidità e dello sporco per prevenire la formazione di graffi.

⁽²⁾ Please read the notes at page 337



- 3D WALL
- CONCRETE & RESIN LOOK
- MARBLE LOOK
- STONE LOOK
- WOOD LOOK




Marvel Shine

Porcelain Tiles

MACCHIA APERTA, SUGGESTED COMPOSITION

A4PI Marvel Calacatta Imperiale Lappato Macchia Aperta - 75x150 - 29 1/2" x 59"


LAYOUT A



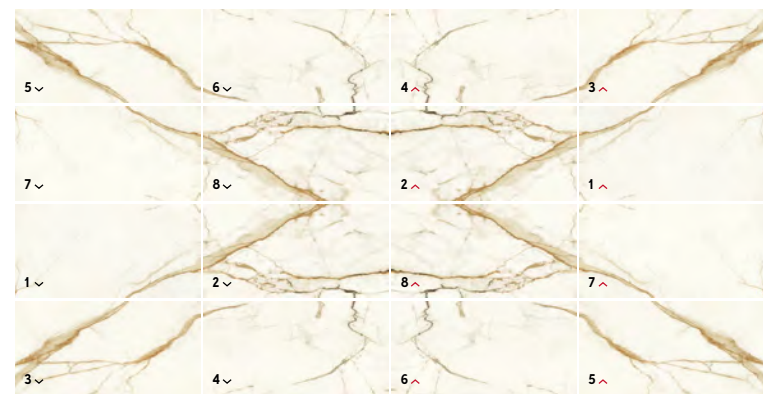
LAYOUT B



LAYOUT C



LAYOUT D

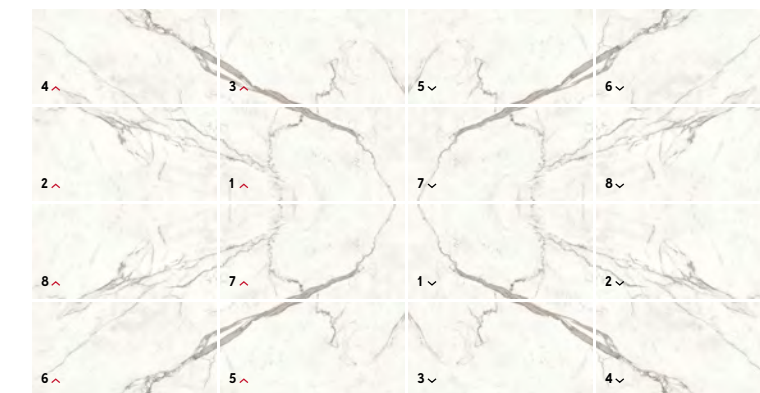


A4PH Marvel Statuario Supremo Lappato Macchia Aperta - 75x150 - 29 1/2" x 59"

LAYOUT E




LAYOUT F



LAYOUT G



LAYOUT H



The collection allows creating an open vein measuring 6 m x 3 m (16 75x150 slabs) ideal for large rooms where you can enhance the entire interior design. The junction between the graphics that make up the open vein is not geometrically perfect but imitates the natural irregularity of the open veins of natural marble products. The code "polished open vein" corresponds to a pallet composed of 16 tiles in the 75x150 cm (8x8) format that make up the entire open vein. A number is printed on the edge of each tile (see laying diagram).

La collezione permette di creare una macchia aperta di dimensioni 6 m x 3 m (16 facce di 75x150) ideale per ambienti ampi nei quali poter valorizzare l'intera composizione. La giunzione tra le grafiche che compongono la macchia aperta non è geometricamente perfetta ma imita la naturale irregolarità delle macchie aperte dei prodotti in marmo naturale. Il codice "lappato macchia aperta" corrisponde ad un pallet composto da 16 piastrelle in formato 75cmx150cm (8x8) che compongono l'intera macchia aperta. Sulla costa di ciascuna piastrella è stampato il numero corrispondente (vedi schema di posa).

La collection permet de créer une tache ouverte de 6 m x 3 m (16 faces de 75x150) idéale pour les grandes pièces où l'on peut mettre en valeur l'ensemble de la composition. La jonction entre les graphismes qui composent la tache ouverte n'est pas géométriquement parfaite mais imite l'irrégularité naturelle des taches ouvertes des produits en marbre naturel. Le code "lappato macchia aperta" (tache ouverte rodée) correspond à une palette composée de 16 carreaux au format 75cmx150cm (8x8) qui constituent la totalité de la tache ouverte. Le numéro correspondant est imprimé sur le bord de chaque carreau (voir schéma de pose).

Die Kollektion erlaubt die Bildung einer Spiegeloptik mit den Abmessungen 6 m x 3 m (16 verschiedenen Oberflächen 75 x 150). Ideal in weitläufigen Räumen, in denen die Komposition optimal zur Geltung gebracht werden kann. Der Anschluss zwischen den einzelnen Grafikbildern, die den Spiegeleffekt bilden, ist geometrisch nicht perfekt, sondern empfindet die natürliche Unregelmäßigkeit der mit Naturmarmor erzielten Spiegeloptik nach. Die Artikelbezeichnung „gelippt gespiegelt“ entspricht einer Palette mit 16 Fliesen im Format 75 cm x 150 cm (8x8), die das gesamte, gespiegelte Motiv bilden. Jede Fliese ist an der Seite nummeriert (siehe Verlegeplan).

La colección permite crear una mancha abierta de 6 m x 3 m (16 caras de 75x150) ideal para ambientes amplios donde se puede realizar toda la composición. La unión entre los gráficos que componen la mancha abierta no es geoméricamente perfecta, sino que imita la natural irregularidad de las manchas abiertas de los productos de mármol natural. El código «lapeado mancha abierta» corresponde a una paleta compuesta de 16 baldosas de formato 75cmx150cm (8x8) que componen toda la mancha abierta. El número correspondiente está impreso en el borde de cada baldosa (ver diagrama de colocación).

Коллекция позволяет создавать облицовку с симметричным зеркальным рисунком 6 м x 3 м (16 плит 75x150). Данная композиция максимально раскрывает свой потенциал в больших помещениях. Стык между плитами, которые образуют симметричный рисунок, не является геометрически совершенным, а имитирует естественную неровность аналогичных рисунков, составляемых из плит природного мрамора. Код «лапатированный с симметричным зеркальным рисунком» соответствует поддону, состоящему из 16 плит формата 75 см x 150 см (8x8), из которых складывается данный симметричный рисунок. На торце каждой из плит напечатан соответствующий номер (см. схему укладки).

The miniatures are not in proportion. - I minimali non sono in proporzione. - Les illustrations à échelle réduite ne sont pas proportionnelles. - Die Abbildungen sind nicht verhältnismäßig. - Los miniaturas no están en proporción. - Изображения не соблюдают пропорций.

INDEX



PRODUCT FINDER



SURFACE RANGE



COMPANY



COLLECTIONS



3D WALL
CONCRETE & RESIN LOOK
MARBLE LOOK
STONE LOOK
WOOD LOOK

LARGE SIZES



SLABS FOR COUNTERTOPS & FURNITURE



BATHROOM FURNITURE & TABLES



FACADES




TECHNICAL SPECIFICATIONS



Marvel Shine

Porcelain Tiles

DECOR RANGE



A421 Marvel Calacatta Prestigio Scenic Bookm A Lp⁽¹⁾
120x278 - 47 1/4" x 109 1/2"

A43L Marvel Calacatta Prestigio Scenic Bookm B Lp⁽¹⁾
120x278 - 47 1/4" x 109 1/2"

A43O Marvel Statuario Supremo Scenic Bookm A Lp⁽¹⁾
120x278 - 47 1/4" x 109 1/2"


A43M Marvel Statuario Supremo Scenic Bookm B Lp⁽¹⁾
120x278 - 47 1/4" x 109 1/2"



A423 Marvel Calacatta Delicato Mosaico Polished
30x30 - 1 1/4" x 1 1/4"




A424 Marvel Calacatta Prestigio Mosaico Polished
30x30 - 1 1/4" x 1 1/4"



A425 Marvel Statuario Supremo Mosaico Polished
30x30 - 1 1/4" x 1 1/4"



A426 Marvel Calacatta Imperiale Mosaico Polished
30x30 - 1 1/4" x 1 1/4"




2,3x2,3 cm - 7/8" x 7/8"



A413 Marvel Calacatta Delicato Mosaico Matte
30x30 - 1 1/4" x 1 1/4"



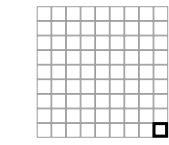
A414 Marvel Calacatta Prestigio Mosaico Matte
30x30 - 1 1/4" x 1 1/4"



A415 Marvel Statuario Supremo Mosaico Matte
30x30 - 1 1/4" x 1 1/4"



A416 Marvel Calacatta Imperiale Mosaico Matte
30x30 - 1 1/4" x 1 1/4"



3,1x3,1 cm - 1 1/4" x 1 1/4"



A42K Marvel Calacatta Delicato Mosaico Esagono Polished
30,5x35,2 - 12" x 13 7/8"



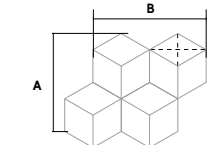
A42W Marvel Calacatta Prestigio Mosaico Esagono Polished
30,5x35,2 - 12" x 13 7/8"



A42X Marvel Statuario Supremo Mosaico Esagono Polished
30,5x35,2 - 12" x 13 7/8"



A42Y Marvel Calacatta Imperiale Mosaico Esagono Polished
30,5x35,2 - 12" x 13 7/8"




A 30,5 cm - 12"
B 35,2 cm - 13 7/8"
10x17 cm - 3 7/8" x 6 1/4"



A417 Marvel Calacatta Delicato Mosaico Esagono Matte
30,5x35,2 - 12" x 13 7/8"



A418 Marvel Calacatta Prestigio Mosaico Esagono Matte
30,5x35,2 - 12" x 13 7/8"



A419 Marvel Statuario Supremo Mosaico Esagono Matte
30,5x35,2 - 12" x 13 7/8"



A42J Marvel Calacatta Imperiale Mosaico Esagono Matte
30,5x35,2 - 12" x 13 7/8"

⁽¹⁾ 120x278 cm slabs cut into modules that recombine the open vein. This makes it possible to lay them even on curved surfaces. Each slab is cut into 16 numbered modules measuring 15x139 cm. To recreate the open vein, follow the sequence of pieces indicated in the laying patterns inside the packaging. Each slab is placed in 4 boxes, each of which contains 4 modules, for a total of 16 modules, corresponding to a surface of 3.3 mq. - Lastre 120cmx278cm tagliate in moduli che ricompongono la macchia aperta. Consentono la posa anche su superfici curve. Ogni lastra viene tagliata in 16 moduli numerati, di dimensione 15cmx139cm: per ricreare la macchia aperta seguire la sequenza dei pezzi indicata negli schemi di posa all'interno dell'imballo. Ogni lastra viene collocata in 4 scatole, ciascuna delle quali contiene 4 moduli, per un totale di 16 moduli, corrispondenti ad una superficie di 3,3mq. - Dalles de 120 cm x 278 cm découpées en modules qui reconstituent la tache ouverte. Elles permettent la pose même sur des surfaces courbes. Chaque dalle est découpée en 16 modules numérotés, mesurant 15 cm x 139 cm: pour recréer la tache ouverte, suivez la séquence de pièces indiquée dans les schémas de pose à l'intérieur de l'emballage. Chaque dalle est placée dans 4 boîtes contenant chacune 4 modules, pour un total de 16 modules, correspondant à une surface de 3,3 mètres carrés. - Platten 120 cm x 278 cm, zu Modulen geschnitten, die das gespiegelte Motiv bilden. Die Verlegung ist auch auf gewölbten Oberflächen möglich. Jede Platte wird in 16 nummerierte Module mit Abmessungen 15 cm x 139 cm geschnitten. Um die Spiegeloptik zu erzielen, die auf den der Verpackung beiliegenden Verlegeplänen angegebene Reihenfolge beachten. Jede Platte wird in 4 Schachteln mit je 4 Modulen verpackt. Die insgesamt 16 Module entsprechen einer Oberfläche von 3,3 qm. - Placas 120cmx278cm cortadas en módulos que recomponen la mancha abierta. También permiten la colocación en superficies curvas. Cada losa se corta en 16 módulos numerados que miden 15cmx139cm: para recrear la mancha abierta, se sigue la secuencia de las piezas indicadas en los esquemas de colocación dentro del embalaje. Cada losa se coloca en 4 cajas, cada una de estas contiene 4 módulos por un total de 16 módulos, lo que corresponde a un área de 3,3 metros cuadrados. - Плиты 120 см x 278 см разрезаны на модули, которые впоследствии складываются в симметричный зеркальный рисунок. Также возможна укладка на изогнутые поверхности. Каждая плита разрезается на 16 пронумерованных модулей размером 15 см x 139 см, чтобы заново сложить исходный симметричный рисунок, необходимо соблюдать последовательность, указанную на схемах укладки внутри упаковки. Каждая плита помещается в 4 коробки по 4 модуля, всего - 16 модулей, соответствующих площади 3,3 кв.м.

The decoration can only be laid on the wall - Il decoro si può posare solo a rivestimento - Décor uniquement mural - Das Dekor kann nur an der Wand verlegt werden. La decoración se puede colocar únicamente en paredes - Декор может быть уложен только на стену.

INDEX



PRODUCT FINDER



SURFACE RANGE



COMPANY



COLLECTIONS



- 3D WALL
- CONCRETE & RESIN LOOK
- MARBLE LOOK
- STONE LOOK
- WOOD LOOK

LARGE SIZES



SLABS FOR COUNTERTOPS & FURNITURE



BATHROOM FURNITURE & TABLES



FACADES



TECHNICAL SPECIFICATIONS



Marvel Shine

Wall Tiles

SILK SURFACE

Wall



± 8,5 mm

50x120 cm - 19⁵/₈"x47¹/₄"


A4TT Marvel Calacatta Delicato Silk

A4TU Marvel Calacatta Prestigio Silk

A4TV Marvel Statuario Supremo Silk

A4TW Marvel Calacatta Imperiale Silk

SHINY SURFACE



± 8,5 mm

40x80 cm - 15³/₄"x31¹/₂"

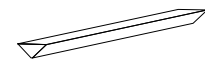
A3ZS Marvel Calacatta Delicato Shiny

A3ZT Marvel Calacatta Prestigio Shiny

A3ZU Marvel Statuario Supremo Shiny

A3ZV Marvel Calacatta Imperiale Shiny

TRIM TILES



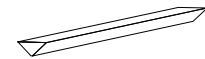
1,4x50 cm - 5⁵/₈"x19⁵/₈"

A41D Marvel Calacatta Delicato Corner 50 Silk *

A41E Marvel Calacatta Prestigio Corner 50 Silk *

A41F Marvel Statuario Supremo Corner 50 Silk *

A41G Marvel Calacatta Imperiale Corner 50 Silk *



1,4x40 cm - 5⁵/₈"x15³/₄"

A41H Marvel Calacatta Delicato Corner 40 Shiny *

A41I Marvel Calacatta Prestigio Corner 40 Shiny *

A41J Marvel Statuario Supremo Corner 40 Shiny *

A41K Marvel Calacatta Imperiale Corner 40 Shiny *



1,4x1,4 cm - 5⁵/₈"x2¹/₈"

A41L Marvel Calacatta Delicato Corner A.E. *

A41M Marvel Calacatta Prestigio Corner A.E. *

A41N Marvel Statuario Supremo Corner A.E. *

A41O Marvel Calacatta Imperiale Corner A.E. *

* These parts are supplied to order - I pezzi sono disponibili su ordinazione - Les pièces sont disponibles sur commande - Die Teile sind auf Bestellung lieferbar - Las piezas se hacen por encargo - Изготавливаются на заказ




V2 Slight Variation
Calacatta Delicato, Calacatta Prestigio,
Statuario Supremo



V3 Moderate Variation
Calacatta Imperiale



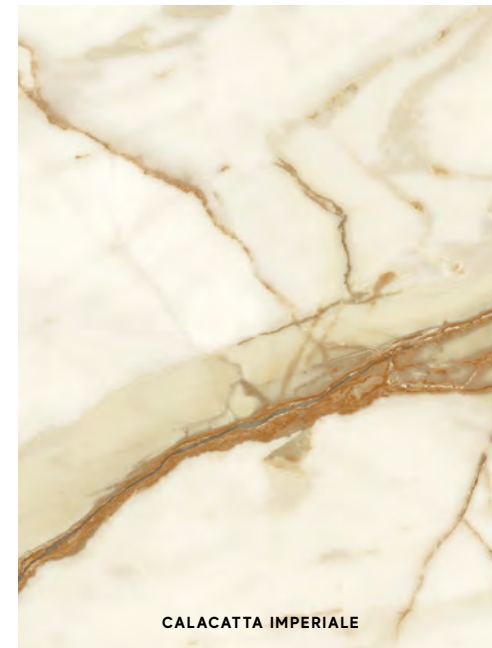
CALACATTA DELICATO



CALACATTA PRESTIGIO



STATUARIO SUPREMO



CALACATTA IMPERIALE

DECOR RANGE



A4WK Marvel
Calacatta Delicato
Mosaico Twist Shiny
30,5x30,5 - 12"x12"



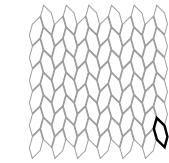
A4WL Marvel
Calacatta Prestigio
Mosaico Twist Shiny
30,5x30,5 - 12"x12"



A4WM Marvel
Statuario Supremo
Mosaico Twist Shiny
30,5x30,5 - 12"x12"



A4WN Marvel
Calacatta Imperiale
Mosaico Twist Shiny
30,5x30,5 - 12"x12"



2,5x6,8 cm
1"x2⁵/₈"



A4WO Marvel
Calacatta Delicato
Mosaico Twist Silk
30,5x30,5 - 12"x12"



A4WP Marvel
Calacatta Prestigio
Mosaico Twist Silk
30,5x30,5 - 12"x12"



A4WQ Marvel
Statuario Supremo
Mosaico Twist Silk
30,5x30,5 - 12"x12"



A4WR Marvel
Calacatta Imperiale
Mosaico Twist Silk
30,5x30,5 - 12"x12"



A4WT Marvel
Calacatta Delicato
Gold Hex Shiny ⁽¹⁾
25,1x29 - 9⁷/₈"x11¹/₈"



A4WU Marvel
Calacatta Prestigio
Gold Hex Shiny ⁽¹⁾
25,1x29 - 9⁷/₈"x11¹/₈"



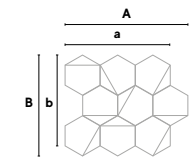
A4WV Marvel
Statuario Supremo
Platino Hex Shiny ⁽¹⁾
25,1x29 - 9⁷/₈"x11¹/₈"



A4WW Marvel
Calacatta Imperiale
Gold Hex Shiny ⁽¹⁾
25,1x29 - 9⁷/₈"x11¹/₈"



A4WS Marvel
Calacatta Prestigio
Rose Hex Silk
25,1x29 - 9⁷/₈"x11¹/₈"



A 33,9 cm - 13³/₈"
a 29 cm - 11¹/₈"
B 27,9 cm - 11"
b 25,1 cm - 9⁷/₈"

INDEX



PRODUCT
FINDER



SURFACE
RANGE



COMPANY



COLLECTIONS



3D WALL
CONCRETE & RESIN LOOK
MARBLE LOOK
STONE LOOK
WOOD LOOK

LARGE SIZES



SLABS FOR
COUNTERTOPS
& FURNITURE



BATHROOM
FURNITURE
& TABLES



FACADES



TECHNICAL
SPECIFICATIONS



⁽¹⁾ Contains gold. The use of a common mild detergent is recommended. Avoid using acidic or alkaline products, waxes, steel wool, or abrasives. - Parti in oro. Si consiglia l'utilizzo di un comune detergente neutro. Evitare l'utilizzo di prodotti acidi o alcalini, ceranti, pagliette di metallo o abrasive. - Parties dorées. Nous vous conseillons d'utiliser des détergents neutres courants. Éviter l'utilisation de cires et de produits acides ou alcalins, ainsi que les pâilles métalliques ou abrasives. - Teile aus Gold. Es empfiehlt sich, ein haushaltsübliches, neutrales Reinigungsmittel zu verwenden. Saure oder alkalische Produkte, Wachs sowie Metallwolle- bzw. Scheuerschwämme sind zu vermeiden. - Partes doradas. Recomendamos utilizar un detergente neutro común. Hay que evitar el uso de productos ácidos o alcalinos, ceras y estropajos de metal o abrasivos. - Золотые детали. Рекомендуется чистить обычным нейтральным моющим средством. Не рекомендуется использовать кислотные, щелочные, восковые средства, а также металлические мошники.

Marvel Stone



White and black marbles.
The refined beauty of classic marble.

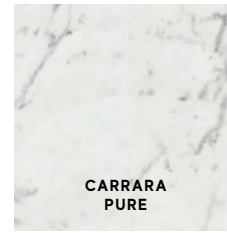
Infinite Combinations.
Rich graphic variations and endless pairing possibilities with marble, wood, and concrete effects.

Unmatched elegance and personalized style.
Subtle textures and tones for both modern and traditional spaces.



COLLECTION CATALOG

- Floor
- Wall
- Decors
- Slabs for countertops and furniture
- Bathroom furniture
- Tables
- Facades



Porcelain Tiles RECTIFIED MONOCALIBER

| Sizes | Thickness | Surface finish |
|---|-----------|---|
| 120x278 cm - 47 ¹ / ₄ "x109 ¹ / ₂ " | ± 6 mm | Polished Matte R9 A |
| 120x240 cm - 47 ¹ / ₄ "x94 ¹ / ₂ " | ± 9 mm | Polished |
| 120x120 cm - 47 ¹ / ₄ "x47 ¹ / ₄ " | ± 9 mm | Polished Matte Sensitech R10 B |
| 60x120 cm - 23 ⁵ / ₈ "x47 ¹ / ₄ " | ± 9 mm | Polished Matte Sensitech R10 B |
| 75x150 cm - 29 ¹ / ₂ "x59" | ± 9 mm | Polished |
| 60x60 cm - 23 ⁵ / ₈ "x23 ⁵ / ₈ " | ± 9 mm | Polished Matte Sensitech R10 B |
| 30x60 cm - 11 ¹ / ₄ "x23 ⁵ / ₈ " | ± 9 mm | Polished Matte Sensitech R10 B |

LARGE SIZES P. 296

| atlasPLAN | Thickness | Surface finish |
|-----------------------|-----------|-----------------|
| 160x320 cm - 63"x126" | ± 6 mm | Polished Silk |

SLABS FOR COUNTERTOPS & FURNITURE

| | | |
|--|------------|-------------------------|
| 162x324 cm - 63 ³ / ₄ "x127 ¹ / ₂ " NON-RECTIFIED | ± 12-20 mm | Polished Silk Matte |
| 159x324 cm - 62 ⁵ / ₈ "x127 ¹ / ₂ " NON-RECTIFIED | ± 20 mm | Polished |

INDEX



PRODUCT FINDER



SURFACE RANGE



COMPANY



COLLECTIONS



3D WALL
CONCRETE & RESIN LOOK
MARBLE LOOK
STONE LOOK
WOOD LOOK

LARGE SIZES



SLABS FOR COUNTERTOPS & FURNITURE



BATHROOM FURNITURE & TABLES



FACADES



TECHNICAL SPECIFICATIONS



Marvel Stone

Porcelain Tiles



POLISHED SURFACE ⁽¹⁾

Floor Wall



± 6 mm
160x320 cm - 63"x126"
 AJKW Marvel Nero Marquina Polished



± 6 mm
120x278 cm - 47¹/₄"x109¹/₂"
 AØBP Marvel Bianco Dolomite Polished



± 9 mm
120x240 cm - 47¹/₄"x94¹/₂"
 AZTV Marvel Bianco Dolomite Polished



± 9 mm
120x120 cm - 47¹/₄"x47¹/₄"
 AZTT Marvel Bianco Dolomite Polished
 AZTU Marvel Carrara Pure Polished



± 9 mm
75x150 cm - 29¹/₂"x59"
 A7GE Marvel Bianco Dolomite Polished
 A7GH Marvel Carrara Pure Polished
 A7GI Marvel Nero Marquina Polished



± 9 mm
60x120 cm - 23⁵/₈"x47¹/₄"
 A21K Marvel Bianco Dolomite Polished
 AKSØ Marvel Carrara Pure Polished



± 9 mm
60x60 cm - 23⁵/₈"x23⁵/₈"
 AZRI Marvel Bianco Dolomite Polished
 AZRL Marvel Carrara Pure Polished
 AZRM Marvel Nero Marquina Polished



± 9 mm
30x60 cm - 11³/₄"x23⁵/₈"
 DØ39 Marvel Bianco Dolomite Polished
 DØ44 Marvel Carrara Pure Polished
 DØ45 Marvel Nero Marquina Polished

SILK SURFACE ⁽²⁾



± 6 mm
160x320 cm - 63"x126"
 AJK2 Marvel Nero Marquina Silk

MATTE SURFACE



± 6 mm
120x278 cm - 47¹/₄"x109¹/₂"
 A2RS Marvel Bianco Dolomite



± 9 mm Sensitech
120x120 cm - 47¹/₄"x47¹/₄"
 A2Ø4 Marvel Bianco Dolomite
 A2Ø7 Marvel Carrara Pure



± 9 mm Sensitech
60x120 cm - 23⁵/₈"x47¹/₄"
 A21C Marvel Bianco Dolomite
 A21E Marvel Carrara Pure



± 9 mm Sensitech
60x60 cm - 23⁵/₈"x23⁵/₈"
 AZQS Marvel Bianco Dolomite
 AZQV Marvel Carrara Pure
 AZQW Marvel Nero Marquina



± 9 mm Sensitech
30x60 cm - 11³/₄"x23⁵/₈"
 D11Ø Marvel Bianco Dolomite
 D113 Marvel Carrara Pure
 D114 Marvel Nero Marquina

TRIM TILES P. 292

| | Battiscopa | | Digitale | | Gradino * | | Scalino * | | Scalino Ang.* | | Battiscopa Sag. Scala * | | Davanzale / Soglia * | |
|-----------------|------------|----------|----------|----------|-----------|-------|-----------|------|---------------|------|-------------------------|----|----------------------|-------|
| | Matte | Polished | Matte | Polished | Matte | Matte | Matte | DX | SX | DX | SX | DX | SX | Matte |
| Bianco Dolomite | ATDT | ATDO | ATDJ | ATDE | ATDY | ATD3 | ATEE | ATD8 | ATEO | ATEJ | | | | |
| Carrara Pure | ATDW | ATDR | ATDM | ATDH | ATD1 | ATD6 | ATEH | ATEC | ATER | ATEM | | | | |
| Nero Marquina | ATDX | ATDS | ATDN | ATDI | ATD2 | ATD7 | ATEI | ATED | ATES | ATEN | | | | |

* These parts are supplied to order - I pezzi sono disponibili su ordinazione - Les pièces sont disponibles sur commande - Die Teile sind auf Bestellung lieferbar - Las piezas se hacen por encargo - Изготавливаются на заказ

⁽¹⁾ The glossy polished finish is suitable for residential or low-traffic commercial floors, where no anti-slip performance is required, and for walls. The polished glossy surface finish, surprisingly brilliant and bright, features slight irregularities typical of natural marble. The extraordinary brilliance and the easy cleaning of the surface are the result of in-depth research aimed at guaranteeing its durability over time. If the product is in direct contact with the outdoors, provide devices for absorbing moisture and dirt to prevent scratches. - La finitura lappata lucida è indicata per pavimenti residenziali o commerciali poco sollecitati, laddove non siano richieste prestazioni antiscivolo, e per rivestimenti. La finitura lappata lucida offre una superficie sorprendentemente brillante e specchiante, con lievi irregolarità tipiche dei marmi naturali. La straordinaria lucentezza e l'elevata pulibilità della superficie sono frutto di studi approfonditi e accurate ricerche tecniche volte a garantirne la persistenza nel tempo. Se il prodotto è a diretto contatto con l'esterno, prevedere dei dispositivi di assorbimento dell'umidità e della sporcizia per prevenire la formazione di graffi.


⁽²⁾ The silk finish is suitable for residential or low-traffic commercial floors, where no anti-slip performance is required. The surface's shine and great ease of cleaning are the result of in-depth studies and technical research aimed at ensuring its durability over time. If the product is in direct contact with the outdoors, moisture and dirt absorption devices must be used to prevent scratching. - La finitura silk è indicata per pavimenti residenziali o commerciali poco sollecitati, laddove non siano richieste prestazioni antiscivolo. La lucentezza e l'elevata facilità di pulizia della superficie sono frutto di studi approfonditi e accurate ricerche tecniche volte a garantirne la persistenza nel tempo. Se il prodotto è a diretto contatto con l'esterno, prevedere dei dispositivi di assorbimento dell'umidità e dello sporco per prevenire la formazione di graffi.



BIANCO DOLOMITE



CARRARA PURE



NERO MARQUINA

INDEX



PRODUCT
 FINDER



SURFACE
 RANGE



COMPANY



COLLECTIONS



3D WALL
 CONCRETE & RESIN LOOK
 MARBLE LOOK
 STONE LOOK
 WOOD LOOK

LARGE SIZES



SLABS FOR
 COUNTERTOPS
 & FURNITURE



BATHROOM
 FURNITURE
 & TABLES



FACADES




TECHNICAL
 SPECIFICATIONS



Marvel Stone

Porcelain Tiles


DECOR RANGE




AS3Y Marvel Carrara Pure Mosaico Matte
30x30 - 1 1/4" x 1 1/4"




AS3V Marvel Bianco Dolomite Mosaico Matte
30x30 - 1 1/4" x 1 1/4"




AS3Z Marvel Nero Marquina Mosaico Matte
30x30 - 1 1/4" x 1 1/4"



AS3T Marvel Carrara Pure Mosaico Polished
30x30 - 1 1/4" x 1 1/4"



AS2T Marvel Bianco Dolomite Mosaico Polished
30x30 - 1 1/4" x 1 1/4"



AS3U Marvel Nero Marquina Mosaico Polished
30x30 - 1 1/4" x 1 1/4"



AS2J Marvel Carrara Pure Mosaico Esagono Polished
30x35 - 1 1/4" x 1 3/4"



AS2G Marvel Bianco Dolomite Mosaico Esagono Polished
30x35 - 1 1/4" x 1 3/4"



AS2K Marvel Nero Marquina Mosaico Esagono Polished
30x35 - 1 1/4" x 1 3/4"



AS4A Marvel Carrara Pure Mosaico Esagono 3D ⁽¹⁾
28,2x35,3 - 11" x 14"



AS36 Marvel Bianco Dolomite Mosaico Esagono 3D ⁽¹⁾
28,2x35,3 - 11" x 14"



AS4B Marvel Nero Marquina Mosaico Esagono 3D ⁽¹⁾
28,2x35,3 - 11" x 14"



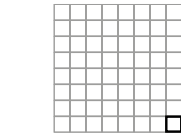
AS34 Marvel Carrara Pure Mosaico Polished Burattato ⁽²⁾
29,8x29,8 - 1 1/8" x 1 1/8"




AS31 Marvel Bianco Dolomite Mosaico Polished Burattato ⁽²⁾
29,8x29,8 - 1 1/8" x 1 1/8"



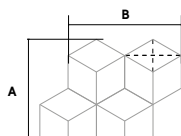
AS35 Marvel Nero Marquina Mosaico Polished Burattato ⁽²⁾
29,8x29,8 - 1 1/8" x 1 1/8"



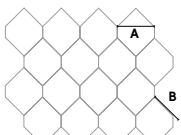
3,5x3,5 cm - 1 1/8" x 1 1/8"




1,7x1,7 cm - 5/8" x 5/8"



A 30 cm - 1 1/4"
B 35 cm - 1 3/4"
10x17 cm - 3 7/8" x 6 3/4"



A 8,8 cm - 3 1/2"
B 8,1 cm - 3 1/8"



3,5x1,7 cm
1 1/8" x 5/8"



AS1V Marvel Carrara Pure Chevron Polished
22,5x22,9 - 8 7/8" x 9"



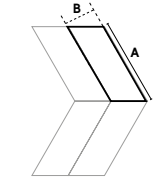
AS1Q Marvel Bianco Dolomite Chevron Polished
22,5x22,9 - 8 7/8" x 9"



AS1W Marvel Nero Marquina Chevron Polished
22,5x22,9 - 8 7/8" x 9"



AS2F Marvel Chevron Cold Polished
22,5x22,9 - 8 7/8" x 9"
Carrara Pure + Nero Marquina



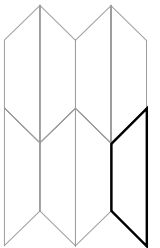
A 26,4 cm - 10 3/8"
B 9,6 cm - 3 3/4"



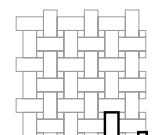
AMMS Marvel Half Hex Cold Polished
33x48,3 - 13" x 19"
Carrara Pure + Nero Marquina



AS2O Marvel Basketweave Cold Polished
30x30 - 1 1/4" x 1 1/4"
Carrara Pure + Nero Marquina



32,1x8 cm
12 1/8" x 3 1/8"



6,7x2,9 cm / 2 1/8" x 1 1/8"
1,7x1,7 cm / 5/8" x 5/8"

⁽¹⁾ **Multi-thickness mosaic, close joint installation without grouting.** - Mosaico multispessore, posa senza stuccatura a giunto unito. - Mosaïque multi-épaisseur, pose sans mastic avec joint nul. - Mosaik mit verschiedenen Stärken, fugenlose Verlegung ohne Mörtel. Mosaico multiespesor, colocación sin mástico y sin juntas. - Мозаика разной толщины, укладка встык без затирки швов.

⁽²⁾ **Tumbled. Irregularities in the edges are not defects but rather features intrinsic to this type of product.** - Burattato. Le irregolarità del bordo non sono da considerarsi un difetto ma una caratteristica intrinseca di questa tipologia di prodotto. - Tamisé. Les irrégularités des bords ne doivent pas être considérées comme un défaut mais comme une caractéristique intrinsèque de ce type de produit. - Genarbt. Die unregelmäßigen Kanten sind nicht als Fehler zu betrachten, sie sind ein für dieses Produkt charakteristisches Merkmal. - Tamboreado. Las irregularidades de los bordes no deben considerarse un defecto, sino una característica intrínseca de este tipo de productos. - Галтованная мозаика. Неровности граней являются не дефектом, а неотъемлемой характеристикой данного вида изделий.

The decoration can only be laid on the wall - Il decoro si può posare solo a rivestimento - Décor uniquement mural - Das Dekor kann nur an der Wand verlegt werden - La decoración se puede colocar únicamente en paredes - Декор может быть уложен только на стену.

INDEX



PRODUCT FINDER



SURFACE RANGE



COMPANY



COLLECTIONS



3D WALL
CONCRETE & RESIN LOOK
MARBLE LOOK
STONE LOOK
WOOD LOOK

LARGE SIZES



SLABS FOR COUNTERTOPS & FURNITURE



BATHROOM FURNITURE & TABLES



FACADES



TECHNICAL SPECIFICATIONS



Marvel Travertine

In collaboration with HBA



The Grandeur of Travertine.
An iconic star of design.

Eternal Material.
Marble and Stone share a powerful identity.

International Design Vocation.
Exclusive decors designed in collaboration with HBA.

Vein Cut and Cross Cut.
Expanding Travertine application possibilities and design.



COLLECTION CATALOG



VIDEO

- Floor
- Wall
- Decors
- Outdoor
- Slabs for countertops and furniture
- Bathroom furniture
- Tables
- Facades



Porcelain Tiles RECTIFIED MONOCALIBER

VEIN CUT

| Sizes | Thickness | Surface finish |
|---------------------------------|-----------|-----------------------|
| 120x278 cm - 47 1/4" x 109 1/2" | ± 6 mm | Matte R9 A |
| 120x240 cm - 47 1/4" x 94 1/2" | ± 9 mm | Matte Sensitech R10 B |
| 60x120 cm - 23 3/8" x 47 1/4" | ± 6 mm | Matte R9 A |
| 60x120 cm - 23 3/8" x 47 1/4" | ± 9 mm | Matte Sensitech R10 B |
| 30x60 cm - 11 7/8" x 23 3/8" | ± 9 mm | Matte Sensitech R10 B |

LARGE SIZES P. 296

OUTDOOR AND WET AREAS

| | | |
|-------------------------------|---------|-------------------------|
| 60x120 cm - 23 3/8" x 47 1/4" | ± 9 mm | Grip Sensitech R11 C |
| 60x120 cm - 23 3/8" x 47 1/4" | ± 20 mm | Outdoor Sensitech R11 C |

atlasPLAN

| | | |
|-------------------------|--------|---------------|
| 160x320 cm - 63" x 126" | ± 6 mm | Hammered R9 A |
|-------------------------|--------|---------------|

SLABS FOR COUNTERTOPS & FURNITURE

| | | |
|--|---------|----------|
| 162x324 cm - 63 7/8" x 127 1/2" NON-RECTIFIED | ± 12 mm | Hammered |
|--|---------|----------|

CROSS CUT

| Sizes | Thickness | Surface finish |
|--------------------------------|-----------|-----------------------|
| 120x120 cm - 47 1/4" x 47 1/4" | ± 9 mm | Matte Sensitech R10 B |
| 60x120 cm - 23 3/8" x 47 1/4" | ± 9 mm | Matte Sensitech R10 B |
| 60x60 cm - 23 3/8" x 23 3/8" | ± 9 mm | Matte Sensitech R10 B |

OUTDOOR AND WET AREAS

| | | |
|-------------------------------|--------|----------------------|
| 60x120 cm - 23 3/8" x 47 1/4" | ± 9 mm | Grip Sensitech R11 C |
|-------------------------------|--------|----------------------|

INDEX



PRODUCT FINDER



SURFACE RANGE



COMPANY



COLLECTIONS



3D WALL
CONCRETE & RESIN LOOK
MARBLE LOOK
STONE LOOK
WOOD LOOK

LARGE SIZES



SLABS FOR COUNTERTOPS & FURNITURE



BATHROOM FURNITURE & TABLES



FACADES



TECHNICAL SPECIFICATIONS



Marvel Travertine



Matte ± 6 mm
Hammered ± 6 mm



Matte Sensitech ± 9 mm
Grip Sensitech ± 9 mm
Outdoor Sensitech ± 20 mm



R9 A Matte / Hammered ± 6 mm
R10 B Matte Sensitech ± 9 mm
R11 C Grip Sensitech ± 9 mm
R11 C Outdoor Sensitech ± 20 mm



V3 Moderate
Variation

Porcelain Tiles

Vein Cut

MATTE SURFACE

Floor Wall



± 6 mm
160x320 cm - 63"x126"
ALYW Marvel Travertino White Hammered
AJKQ Marvel Travertino Sand Hammered
ALYV Marvel Travertino Pearl Hammered



± 6 mm
120x278 cm - 47 1/4"x109 1/2"
AFS1 Marvel White Vein
AFS2 Marvel Sand Vein
AFS3 Marvel Pearl Vein



± 6 mm
60x120 cm - 23 5/8"x47 1/4"
AKQO Marvel White Vein
AKQP Marvel Sand Vein
AKQQ Marvel Pearl Vein



Sensitech

± 9 mm
120x240 cm - 47 1/4"x94 1/2"
AFT7 Marvel White Vein
AFT8 Marvel Sand Vein
AFT9 Marvel Pearl Vein



Sensitech

± 9 mm
60x120 cm - 23 5/8"x47 1/4"
A8UW Marvel White Vein
AFUA Marvel Sand Vein
AFUB Marvel Pearl Vein




Sensitech

± 9 mm
30x60 cm - 11 3/4"x23 5/8"
AUR9 Marvel White Vein
AUSA Marvel Sand Vein
AUSB Marvel Pearl Vein

GRIP SURFACE


OUTDOOR ± 20 mm

Outdoor



Sensitech

± 9 mm
60x120 cm - 23 5/8"x47 1/4"
AFUC Marvel White Vein Grip
AFUD Marvel Sand Vein Grip
AFUE Marvel Pearl Vein Grip




Sensitech

± 20 mm
60x120 cm - 23 5/8"x47 1/4"
AGE7 Marvel White Vein 20 mm
AGE8 Marvel Sand Vein 20 mm
AGE9 Marvel Pearl Vein 20 mm

Cross Cut

MATTE SURFACE

Floor Wall



Sensitech

± 9 mm
120x120 cm - 47 1/4"x47 1/4"
A8WU Marvel White Cross
A8WV Marvel Sand Cross
A8WW Marvel Pearl Cross



Sensitech

± 9 mm
60x120 cm - 23 5/8"x47 1/4"
A8UZ Marvel White Cross
AFUF Marvel Sand Cross
AFUG Marvel Pearl Cross



Sensitech

± 9 mm
60x60 cm - 23 5/8"x23 5/8"
AFUK Marvel White Cross
AFUL Marvel Sand Cross
AFUM Marvel Pearl Cross

GRIP SURFACE

Outdoor



Sensitech

± 9 mm
60x120 cm - 23 5/8"x47 1/4"
AFUH Marvel White Cross Grip
AFUI Marvel Sand Cross Grip
AFUJ Marvel Pearl Cross Grip



WHITE VEIN CUT




WHITE CROSS CUT



SAND VEIN CUT



SAND CROSS CUT



PEARL VEIN CUT



PEARL CROSS CUT

INDEX



PRODUCT
FINDER



SURFACE
RANGE



COMPANY



COLLECTIONS



3D WALL
CONCRETE & RESIN LOOK
MARBLE LOOK
STONE LOOK
WOOD LOOK

LARGE SIZES



SLABS FOR
COUNTERTOPS
& FURNITURE



BATHROOM
FURNITURE
& TABLES



FACADES



TECHNICAL
SPECIFICATIONS



Marvel Travertine

Porcelain Tiles

Decors designed by
HBA


DECOR RANGE




AF9S Marvel Travertine White Diamond[®]
60x60 cm - 23⁵/₈"x23⁵/₈"
Cross Cut




AF9T Marvel Travertine Sand Diamond[®]
60x60 cm - 23⁵/₈"x23⁵/₈"
Cross Cut




AF9U Marvel Travertine Pearl Diamond[®]
60x60 cm - 23⁵/₈"x23⁵/₈"
Cross Cut



AF9P Marvel Travertine White Cross Chiselled Urban Grid[®]
30x60 cm - 11¹/₄"x23⁵/₈"
Cross Cut

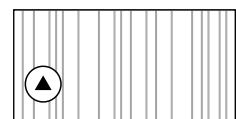


AF9Q Marvel Travertine Sand Cross Chiselled Urban Grid[®]
30x60 cm - 11¹/₄"x23⁵/₈"
Cross Cut

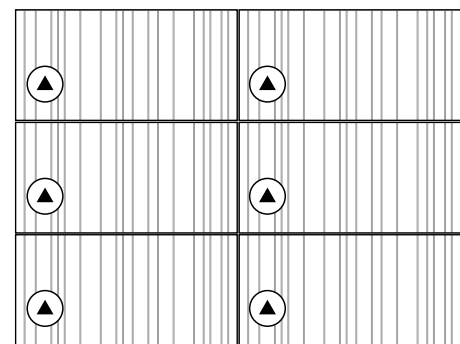


AF9R Marvel Travertine Pearl Cross Chiselled Urban Grid[®]
30x60 cm - 11¹/₄"x23⁵/₈"
Cross Cut

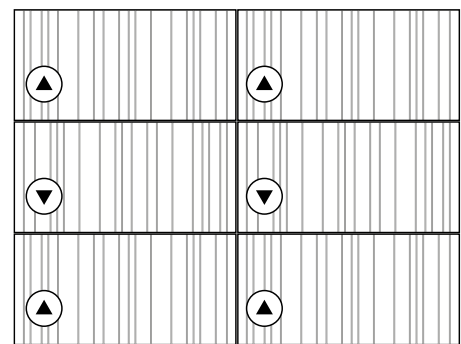
For best results it is recommended to follow one of the following laying patterns. - Per un risultato estetico ottimale si consiglia di seguire uno dei seguenti schemi di posa. - Nous vous invitons à respecter un des schémas de pose suivants pour un résultat esthétique optimal. - Für ein optisch optimales Resultat empfehlen wir, eines der nachstehenden Verlegemuster zu befolgen. - Para obtener un mejor resultado estético, es aconsejable seguir uno de los siguientes esquemas de colocación. - Для достижения наилучшего эстетического результата рекомендуется использовать одну из следующих схем укладки.



LAYING PATTERN 1



LAYING PATTERN 2



¹⁾ **Application of decorative materials. The use of a common mild detergent is recommended. Avoid using acidic or alkaline products, waxes, steel wool, or abrasives.** - Applicazione di materie decorative. Si consiglia l'utilizzo di un comune detergente neutro. Evitare l'utilizzo di prodotti acidi o alcalini, ceranti e pagliette di metallo o abrasive. - Application de matériaux décoratifs. Nous conseillons l'emploi de détergents neutres courants. Éviter l'utilisation de cires et de produits acides ou alcalins, ainsi que les pâilles métalliques ou abrasives. - Dekorationsmaterial. Es empfiehlt sich, ein haushaltsübliches, neutrales Reinigungsmittel zu verwenden. Saure oder alkalische Produkte, Wachs sowie Stahlwolle- bzw. Scheuerschwämme sind zu vermeiden. - Aplicación de materiales decorativos. Recomendamos utilizar un detergente neutro común. Hay que evitar el uso de productos ácidos o alcalinos, ceras y estropajos de metal o abrasivos. - Применение декоративных материалов. Рекомендуется использовать обычным нейтральным моющим средством. Не рекомендуется использовать кислотные, щелочные, восковые средства, а также металлические мочалки.

²⁾ **Engraved mosaic. For best results it is advisable to completely plaster the engravings.** - Mosaico inciso, per risultato ottimale si consiglia di stuccare completamente le incisioni. - Mosaïque gravée; pour de meilleurs résultats, il est recommandé de remplir complètement les gravures. - Graviertes Mosaik, für ein optimales Resultat sollten die Gravuren vollständig verspachtelt werden. - Mosaico grabado, para obtener los mejores resultados se recomienda enmasillar el grabado en su totalidad. - Высеченная мозаика. Для оптимального результата рекомендуется полностью заделывать углубления затиркой.

Decors designed by
HBA

DECOR RANGE



AF9J Marvel Travertine White Mosaico Origami
28x41,2 cm - 11"x16¹/₄"



AF9K Marvel Travertine Sand Mosaico Origami
28x41,2 cm - 11"x16¹/₄"



AF9L Marvel Travertine Pearl Mosaico Origami
28x41,2 cm - 11"x16¹/₄"



AF9M Marvel Travertine White Mosaico Basketweave
35x46,8 cm - 13³/₄"x18³/₄"




AF9N Marvel Travertine Sand Mosaico Basketweave
35x46,8 cm - 13³/₄"x18³/₄"



AF9O Marvel Travertine Pearl Mosaico Basketweave
35x46,8 cm - 13³/₄"x18³/₄"



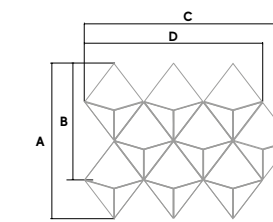
AF9G Marvel Travertine White Mosaico Tessellation
22x26 cm - 8⁵/₈"x10¹/₄"



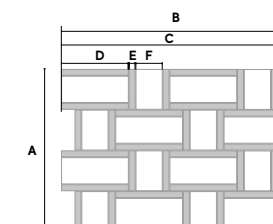
AF9H Marvel Travertine Sand Mosaico Tessellation
22x26 cm - 8⁵/₈"x10¹/₄"



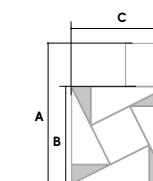
AF9I Marvel Travertine Pearl Mosaico Tessellation
22x26 cm - 8⁵/₈"x10¹/₄"



Legend:
□ Vein Cut
■ Cross Cut
A 38,81 cm - 15¹/₄"
B 28 cm - 11"
C 48,05 cm - 18⁷/₈"
D 41,2 cm - 16¹/₄"



Legend:
□ Vein Cut
■ Cross Cut
A 35 cm - 13³/₄"
B 49,8 cm - 19⁵/₈"
C 46,8 cm - 18¹/₂"
D 14,5 cm - 5¹/₄"
E 1,3 cm - 1/2"
F 5,7 cm - 2¹/₄"
G 8,7 cm - 3³/₈"



Legend:
□ Vein Cut
■ Cross Cut
A 31,6 cm - 12¹/₂"
B 26,2 cm - 10¹/₄"
C 22 cm - 8⁵/₈"

| TRIM TILES P. 292 | Battiscopa | Gradino * | Scalino * | Scalino Ang.* | Corner * ± 6 mm | Battiscopa Sag. Scala * | Davanzale / Soglia * | Elemento L |
|----------------------|--|---|--|---|------------------------------|--|---|--|
| | | | | | | | | |
| | Digitale 7,2x120 cm 2 ¹ / ₈ "x47 ¹ / ₄ " Matte | 30x120 cm 11 ¹ / ₄ "x47 ¹ / ₄ " Matte | 33x120 cm 13"x47 ¹ / ₄ " Matte | 33x60 cm 13"x23 ⁵ / ₈ " Matte | 33x33 cm 13"x13" Matte | 7,2x30 cm 2 ¹ / ₈ "x11 ¹ / ₄ " Matte | max 315x50 H.4 cm 124"x19 ¹ / ₈ " H.1 ¹ / ₈ " Matte | 33x120 H. 4 cm 13"x47 ¹ / ₄ " H.1 ¹ / ₈ " Grip |
| White Vein Cut | AF7B | AF7T | AF7Z | - | DX AF9V | DX AF7K | • | AGEV |
| Sand Vein Cut | AF7C | AF7U | AF7A | - | SX AF9Y | SX AF7L | • | AGEW |
| Pearl Vein Cut | AF7D | AF7V | AF7B | - | AGE3 AF9Z | AGE3 AF7M | • | AGEX |
| White Cross Cut | AF7E | AF7W | AF7C | AGAA | AGE4 AF9X | AGE4 AF7N | • | AGEY |
| Sand Cross Cut | AF7F | AF7X | AF7D | AGEO | - | - | • | AGEZ |
| Pearl Cross Cut | AF7G | AF7Y | AF7E | AGEP | - | - | • | AGEØ |

* These parts are supplied to order - I pezzi sono disponibili su ordinazione - Les pièces sont disponibles sur commande - Die Teile sind auf Bestellung lieferbar - Las piezas se hacen por encargo - Изготавливаются на заказ

INDEX



PRODUCT
FINDER



SURFACE
RANGE



COMPANY



COLLECTIONS



3D WALL
CONCRETE & RESIN LOOK
MARBLE LOOK
STONE LOOK
WOOD LOOK


LARGE SIZES



SLABS FOR
COUNTERTOPS
& FURNITURE



BATHROOM
FURNITURE
& TABLES



FACADES



TECHNICAL
SPECIFICATIONS



Marvel X



10 years of Marvel.
Five new essences that embody Marvel distinctive elements.

Everyday Extraordinary.
Soft hues, graphic depth, and attention to detail.

Marble for outdoors.
Hammered finish design with a texture inspired by freshly quarried marble.




COLLECTION CATALOG



VIDEO

- Floor
- Wall
- Decors
- Outdoor
- Slabs for countertops and furniture
- Bathroom furniture
- Tables
- Facades



Porcelain Tiles RECTIFIED MONOCALIBER

| Sizes | Thickness | Surface finish |
|---|-----------|--|
| 120x278 cm - 47 ¹ / ₄ "x109 ¹ / ₂ " | ± 6 mm | Polished Silk |
| 120x240 cm - 47 ¹ / ₄ "x94 ¹ / ₂ " | ± 9 mm | Polished |
| 120x120 cm - 47 ¹ / ₄ "x47 ¹ / ₄ " | ± 9 mm | Polished Silk |
| 75x150 cm - 29 ¹ / ₂ "x59" | ± 9 mm | Polished Silk |
| 60x120 cm - 23 ⁵ / ₈ "x47 ¹ / ₄ " | ± 6 mm | Polished |
| 60x120 cm - 23 ⁵ / ₈ "x47 ¹ / ₄ " | ± 9 mm | Polished Matte Sensitech R10 B |
| 60x60 cm - 23 ⁵ / ₈ "x23 ⁵ / ₈ " | ± 9 mm | Hammered Matte Sensitech R10 B |
| 30x60 cm - 11 ⁵ / ₈ "x23 ⁵ / ₈ " | ± 9 mm | Polished Matte Sensitech R10 B |

LARGE SIZES P. 296

OUTDOOR AND WET AREAS

| | | |
|---|---------|---|
| 60x120 cm - 23 ⁵ / ₈ "x47 ¹ / ₄ " | ± 20 mm | Outdoor Sensitech R11 C |
|---|---------|---|

atlasPLAN

| | | |
|-----------------------|--------|-----------------|
| 160x320 cm - 63"x126" | ± 6 mm | Polished Silk |
|-----------------------|--------|-----------------|

SLABS FOR COUNTERTOPS & FURNITURE

| | | |
|--|---------|-----------------|
| 162x324 cm - 63 ³ / ₄ "x127 ¹ / ₂ " NON-RECTIFIED | ± 12 mm | Polished Silk |
|--|---------|-----------------|

INDEX



PRODUCT FINDER



SURFACE RANGE



COMPANY



COLLECTIONS



3D WALL
CONCRETE & RESIN LOOK
MARBLE LOOK
STONE LOOK
WOOD LOOK

LARGE SIZES



SLABS FOR COUNTERTOPS & FURNITURE



BATHROOM FURNITURE & TABLES



FACADES



TECHNICAL SPECIFICATIONS



Marvel X

Porcelain Tiles



Polished $\pm 6 - 9$ mm



V2 Slight Variation
Calacatta Apuano



V3 Moderate Variation
Calacatta Sublime,
Calacatta Perla,
Grey Cloud,
Fior di Bosco

Floor Wall

POLISHED SURFACE ⁽¹⁾



± 6 mm

160x320 cm - 63"x126"

AJRV Marvel Fior di Bosco Polished
AJRW Marvel Fior di Bosco Bookmatch Polished
AJRR Marvel Calacatta Apuano Polished Endless
AKFN Marvel Calacatta Apuano Polished Kit Endless ^{(2) (3)}



± 6 mm

120x278 cm - 47¹/₄"x109¹/₂"

AFUS Marvel Calacatta Apuano Polished
AFUT Marvel Calacatta Sublime Polished
AFWN Marvel Calacatta Sublime Kit Endless ^{(2) (3)}
AFUU Marvel Calacatta Perla Polished
AFUV Marvel Grey Cloud Polished
AFUW Marvel Fior di Bosco Polished



± 6 mm

60x120 cm - 23⁵/₈"x47¹/₄"

AKQR Marvel Calacatta Apuano Polished
AKQS Marvel Fior di Bosco Polished



± 9 mm

120x240 cm - 47¹/₄"x94¹/₂"

AFU2 Marvel Calacatta Apuano Polished
AFU3 Marvel Calacatta Sublime Polished
AFU4 Marvel Calacatta Perla Polished
AFU5 Marvel Grey Cloud Polished
AFU6 Marvel Fior di Bosco Polished



± 9 mm

120x120 cm - 47¹/₄"x47¹/₄"

AFU7 Marvel Calacatta Apuano Polished
A8YT Marvel Calacatta Sublime Polished
AFU8 Marvel Calacatta Perla Polished
AFU9 Marvel Grey Cloud Polished
AFVA Marvel Fior di Bosco Polished



± 9 mm

60x120 cm - 23⁵/₈"x47¹/₄"

A8Z2 Marvel Calacatta Apuano Polished
A8Z3 Marvel Calacatta Sublime Polished
A8Z4 Marvel Calacatta Perla Polished
A8Z5 Marvel Grey Cloud Polished
A8Z6 Marvel Fior di Bosco Polished



± 9 mm

60x60 cm - 23⁵/₈"x23⁵/₈"

AFVY Marvel Calacatta Apuano Polished
AFVZ Marvel Calacatta Sublime Polished
AFVØ Marvel Calacatta Perla Polished
AFV1 Marvel Grey Cloud Polished
AFV2 Marvel Fior di Bosco Polished



± 9 mm

30x60 cm - 11³/₄"x23⁵/₈"

AFV8 Marvel Calacatta Apuano Polished
AFV9 Marvel Calacatta Sublime Polished
AFWA Marvel Calacatta Perla Polished
AFWB Marvel Grey Cloud Polished
AFWC Marvel Fior di Bosco Polished



± 9 mm

75x150 cm - 29¹/₂"x59"

AFVB Marvel Calacatta Apuano Polished
AFVC Marvel Calacatta Sublime Polished
AFVD Marvel Calacatta Perla Polished
AEKQ Marvel Grey Cloud Polished
AEKR Marvel Fior di Bosco Polished



⁽¹⁾ The glossy polished finish is suitable for residential or low-traffic commercial floors, where no anti-slip performance is required, and for walls. The polished glossy surface finish, surprisingly brilliant and bright, features slight irregularities typical of natural marble. The extraordinary brilliance and the easy cleaning of the surface are the result of in-depth research aimed at guaranteeing its durability over time. If the product is in direct contact with the outdoors, provide devices for absorbing moisture and dirt to prevent scratches. La finitura lappata lucida è indicata per pavimenti residenziali o commerciali poco sollecitati, laddove non siano richieste prestazioni antiscivolo, e per rivestimenti. La finitura lappata lucida offre una superficie sorprendentemente brillante e specchiante, con lievi irregolarità tipiche dei marmi naturali. La straordinaria lucentezza e l'elevata pulibilità della superficie sono frutto di studi approfonditi e accurate ricerche tecniche volte a garantirne la persistenza nel tempo. Se il prodotto è a diretto contatto con l'esterno, prevedere dei dispositivi di assorbimento dell'umidità e della sporcizia per prevenire la formazione di graffi.

^{(2) (3)} Please read the notes at page 337

INDEX



PRODUCT FINDER



SURFACE RANGE



COMPANY



COLLECTIONS



3D WALL
CONCRETE & RESIN LOOK
MARBLE LOOK
STONE LOOK
WOOD LOOK

LARGE SIZES



SLABS FOR COUNTERTOPS & FURNITURE



BATHROOM FURNITURE & TABLES



FACADES



TECHNICAL SPECIFICATIONS



Marvel X

Porcelain Tiles



Silk ± 6 - 9 mm



Matte Sensitech ± 9 mm
Hammered Matte Sensitech ± 9 mm
Outdoor Sensitech ± 20 mm



R10 B Matte Sensitech ± 9 mm
R10 B Hammered Matte Sensitech ± 9 mm
R11 C Outdoor Sensitech ± 20 mm



V2 Slight Variation
Calacatta Apuano



V3 Moderate Variation
Calacatta Sublime,
Calacatta Perla,
Grey Cloud,
Fior di Bosco

SILK SURFACE ⁽¹⁾

Floor Wall



± 6 mm

160x320 cm - 63"x126"
AYB4 Fior di Bosco Silk
AYB5 Fior di Bosco Bookmatch Silk



± 6 mm

120x278 cm - 47¹/₄"x109¹/₂"
AFUX Marvel Calacatta Apuano Silk
AFUY Marvel Calacatta Sublime Silk
AFWO Marvel Calacatta Sublime 120x278 Silk Kit Endless ^{(2) (3)}
AFUZ Marvel Calacatta Perla Silk
AFUØ Marvel Grey Cloud Silk
AFU1 Marvel Fior di Bosco Silk



± 9 mm

120x120 cm - 47¹/₄"x47¹/₄"
AFVJ Marvel Calacatta Apuano Silk
AFVK Marvel Calacatta Sublime Silk
AFVL Marvel Calacatta Perla Silk
AFVM Marvel Grey Cloud Silk
AFVN Marvel Fior di Bosco Silk



± 9 mm

75x150 cm - 29¹/₂"x59"
AFVO Marvel Calacatta Apuano Silk
AFVP Marvel Calacatta Sublime Silk
AFVQ Marvel Calacatta Perla Silk
AFVR Marvel Grey Cloud Silk
AFVS Marvel Fior di Bosco Silk

MATTE SURFACE



Sensitech

± 9 mm

60x120 cm - 23⁵/₈"x47¹/₄"
AFWI Marvel Calacatta Apuano
AFWJ Marvel Calacatta Sublime
AFWK Marvel Calacatta Perla
AFWL Marvel Grey Cloud
AFWM Marvel Fior di Bosco



Sensitech

± 9 mm

60x60 cm - 23⁵/₈"x23⁵/₈"
AFV3 Marvel Calacatta Apuano
AFV4 Marvel Calacatta Sublime
AFV5 Marvel Calacatta Perla
AFV6 Marvel Grey Cloud
AFV7 Marvel Fior di Bosco



Sensitech

± 9 mm

30x60 cm - 11³/₄"x23⁵/₈"
AFWD Marvel Calacatta Apuano
AFWE Marvel Calacatta Sublime
AFWF Marvel Calacatta Perla
AFWG Marvel Grey Cloud
AFWH Marvel Fior di Bosco

HAMMERED MATTE SURFACE



Sensitech

± 9 mm

60x120 cm - 23⁵/₈"x47¹/₄"
AFM2 Marvel Calacatta Apuano Hammered
AFM3 Marvel Fior di Bosco Hammered

OUTDOOR SURFACE

Outdoor



Sensitech


± 20 mm

60x120 cm - 23⁵/₈"x47¹/₄"
AGFA Marvel Calacatta Apuano Hammered 20 mm
AGFB Marvel Fior di Bosco Hammered 20 mm

⁽¹⁾ The silk finish is suitable for residential or low-traffic commercial floors, where no anti-slip performance is required. The surface's shine and great ease of cleaning are the result of in-depth studies and technical research aimed at ensuring its durability over time. If the product is in direct contact with the outdoors, moisture and dirt absorption devices must be used to prevent scratching. - La finitura silk è indicata per pavimenti residenziali o commerciali poco sollecitati, laddove non siano richieste prestazioni antiscivolo. La lucentezza e l'elevata facilità di pulizia della superficie sono frutto di studi approfonditi e accurate ricerche tecniche volte a garantirne la persistenza nel tempo. Se il prodotto è a diretto contatto con l'esterno, prevedere dei dispositivi di assorbimento dell'umidità e dello sporco per prevenire la formazione di graffi.

^{(2) (3)} Please read the notes at page 337

SILK/MATTE



CALACATTA APUANO




CALACATTA SUBLIME



CALACATTA PERLA

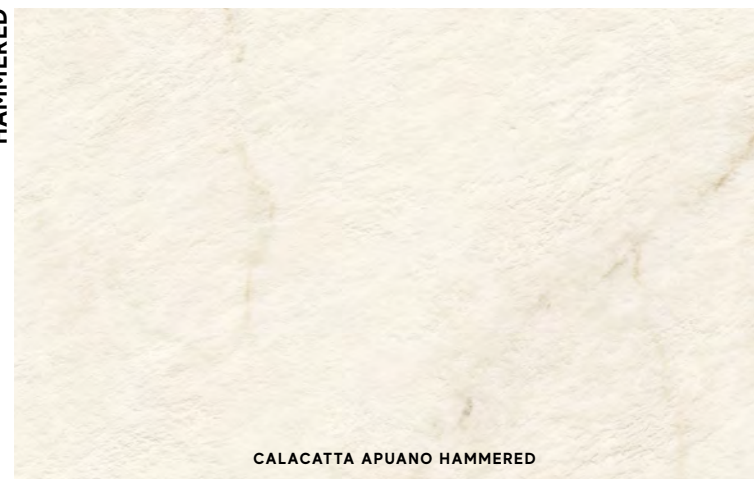


GREY CLOUD




FIOR DI BOSCO

HAMMERED



CALACATTA APUANO HAMMERED



FIOR DI BOSCO HAMMERED

INDEX



PRODUCT FINDER



SURFACE RANGE



COMPANY



COLLECTIONS




- 3D WALL
- CONCRETE & RESIN LOOK
- MARBLE LOOK
- STONE LOOK
- WOOD LOOK


LARGE SIZES



SLABS FOR COUNTERTOPS & FURNITURE



BATHROOM FURNITURE & TABLES



FACADES



TECHNICAL SPECIFICATIONS



Marvel X

Porcelain Tiles

DECOR RANGE



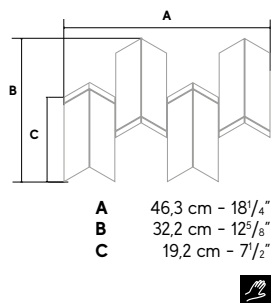
AF8W Marvel Calacatta Apuano Mosaico Chevron Polished ⁽¹⁾
46,3x19,2 cm - 18¹/₄"x7¹/₂"




AF8X Marvel Calacatta Sublime Mosaico Chevron Polished ⁽¹⁾
46,3x19,2 cm - 18¹/₄"x7¹/₂"



AF8Y Marvel Calacatta Perla Mosaico Chevron Polished ⁽¹⁾
46,3x19,2 cm - 18¹/₄"x7¹/₂"



AF8Z Marvel Grey Cloud Mosaico Chevron Polished ⁽¹⁾
46,3x19,2 cm - 18¹/₄"x7¹/₂"

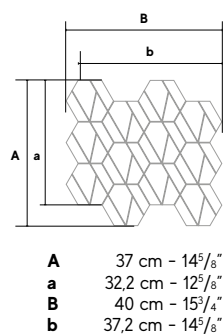


AF9A Marvel Fior di Bosco Mosaico Chevron Polished ⁽¹⁾
46,3x19,2 cm - 18¹/₄"x7¹/₂"



AF8Q Marvel Mosaico Hive Hex Polished ⁽²⁾
37,2x32,2 - 14²/₈"x12¹/₈"

Calacatta Sublime + Grey Cloud + Fior di Bosco



AF8R Marvel Calacatta Apuano Mosaico Waterfall Polished
30,5x27,7 cm - 12"x10¹/₈"



AF8S Calacatta Sublime Mosaico Waterfall Polished
30,5x27,7 cm - 12"x10¹/₈"



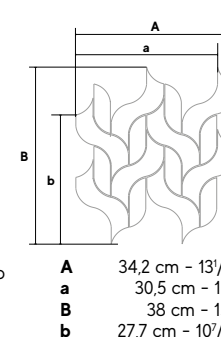
AF8T Calacatta Perla Mosaico Waterfall Polished
30,5x27,7 cm - 12"x10¹/₈"



AF8U Calacatta Grey Cloud Mosaico Waterfall Polished
30,5x27,7 cm - 12"x10¹/₈"



AF8V Calacatta Fior di Bosco Mosaico Waterfall Polished
30,5x27,7 cm - 12"x10¹/₈"



AF8L Marvel Calacatta Apuano Mosaico Esagono Silk
30x35 - 11¹/₄"x13³/₄"



AF8M Marvel Calacatta Sublime Mosaico Esagono Silk
30x35 - 11¹/₄"x13³/₄"



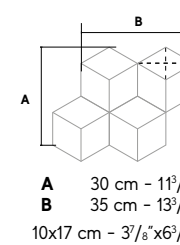
AF8N Marvel Calacatta Perla Mosaico Esagono Silk
30x35 - 11¹/₄"x13³/₄"



AF8O Marvel Grey Cloud Mosaico Esagono Silk
30x35 - 11¹/₄"x13³/₄"




AF8P Marvel Fior di Bosco Mosaico Esagono Silk
30x35 - 11¹/₄"x13³/₄"



AF9B Marvel Calacatta Apuano Mosaico Matte
30x30 - 11¹/₄"x11¹/₄"




AF9C Marvel Calacatta Sublime Mosaico Matte
30x30 - 11¹/₄"x11¹/₄"



AF9D Marvel Calacatta Perla Mosaico Matte
30x30 - 11¹/₄"x11¹/₄"



AF9E Marvel Grey Cloud Mosaico Matte
30x30 - 11¹/₄"x11¹/₄"



AF9F Marvel Fior di Bosco Mosaico Matte
30x30 - 11¹/₄"x11¹/₄"



| TRIM TILES P. 292 | Battiscopa | | Gradino * | | Scalino * | | Scalino Ang.* | | Battiscopa Sag. Scala * | | Davanzale / Soglia * | | Corner * ± 6 mm | Corner A.E.* ± 6 mm | | | | | | | | | | | | | | | | | | |
|---------------------------|---|--|---|--|---|---|---|--|---|---------------------|---|------------|--|---------------------------|--|--|------|------|------|------|------|------|------|------|------|------|------|---|------|------|------|------|
| | 7,2x150 cm 2 ⁷ / ₈ "x59" | 7,2x120 cm 2 ⁷ / ₈ "x47 ¹ / ₂ " | 7,2x60 cm 2 ⁷ / ₈ "x23 ³ / ₄ " | 30x120 cm 11 ¹ / ₄ "x47 ¹ / ₂ " | 30x60 cm 11 ¹ / ₄ "x23 ³ / ₄ " | 37,5x150 cm 14 ¹ / ₈ "x59" | 33x120 cm 13"x47 ¹ / ₂ " | 33x60 cm 13"x23 ³ / ₄ " | 37,5x37,5 cm 14 ¹ / ₈ "x14 ¹ / ₈ " | 33x33 cm 13"x13" | 7,2x30 cm 2 ⁷ / ₈ "x11 ¹ / ₄ " | | max 315x50 H.4 cm 124"x19 ¹ / ₂ " H.1 ¹ / ₂ " | | 1x120 cm 3 ⁷ / ₈ "x47 ¹ / ₂ " | 1x1 cm 3 ⁷ / ₈ "x1" | | | | | | | | | | | | | | | | |
| | Pol. Silk | Pol. Silk Matte | Pol. Matte | Matte | Matte | Pol. Silk | Matte Pol. Silk | Matte Pol. Silk | Pol. Silk Pol. Matte Silk | Polished DX SX | Matte DX SX | Silk DX SX | Matte | Pol. Silk | Pol. Silk | | | | | | | | | | | | | | | | | |
| Calacatta Apuano | AGF8 | AGGD | AGFV | AGFØ | AGFO | AGFI | AGFD | AGHM | AGHH | AGIO | AGIU | AGH7 | AGID | AGII | AGHS | AGHX | AGJN | AGJI | AGI8 | AGIZ | AGJD | AGGV | AGGØ | AGGI | AGGO | AGG6 | AGHC | • | AGJX | AGJS | AGJ9 | AGJ4 |
| Calacatta Sublime | AGF9 | AGGE | AGFW | AGF1 | AGFR | AGFJ | AGFE | AGHN | AGHI | AGIP | AGIV | AGH9 | AGIE | AGU | AGHT | AGHY | AGJO | AGJJ | AGI9 | AGIØ | AGJE | AGGW | AGG2 | AGGJ | AGGP | AGG7 | AGHD | • | AGJY | AGJT | AGKA | AGJ5 |
| Calacatta Perla | AGGA | AGGF | AGFX | AGF2 | AGFS | AGFK | AGFF | AGHO | AGHU | AGIQ | AGW | AGIA | AGIF | AGIK | AGHU | AGHZ | AGJP | AGJK | AGJA | AGI5 | AGJF | AGGX | AGG3 | AGGL | AGGQ | AGG8 | AGHE | • | AGJZ | AGJU | AGKB | AGJ6 |
| Grey Cloud | AGGB | AGGG | AGFY | AGF3 | AGFT | AGFM | AGFG | AGHP | AGHK | AGIS | AGIX | AGIB | AGIG | AGIL | AGHV | AGHØ | AGJQ | AGJL | AGJB | AGI6 | AGJG | AGGY | AGG4 | AGGM | AGGS | AGHA | AGHF | • | AGJØ | AGJV | AGKC | AGJ7 |
| Fior di Bosco | AGGC | AGGH | AGFZ | AGF5 | AGFU | AGFN | AGFH | AGHO | AGHL | AGIT | AGIY | AGIC | AGIH | AGIN | AGHW | AGHS | AGJR | AGJM | AGJC | AGI7 | AGJH | AGGZ | AGG5 | AGGN | AGGU | AGHB | AGHG | • | AGJ1 | AGJW | AGKD | AGJ8 |
| Calacatta Apuano Hammered | - | - | - | - | AGF6 | - | - | - | - | - | - | - | - | - | - | - | - | - | - | - | - | - | - | - | - | - | - | • | - | - | - | - |
| Fior di Bosco Hammered | - | - | - | - | AGF7 | - | - | - | - | - | - | - | - | - | - | - | - | - | - | - | - | - | - | - | - | - | - | • | - | - | - | - |

* These parts are supplied to order - I pezzi sono disponibili su ordinazione - Les pièces sont disponibles sur commande - Die Teile sind auf Bestellung lieferbar - Las piezas se hacen por encargo - Изготавливаются на заказ

⁽²⁾ The decoration can only be laid on the wall - Il decoro si può posare solo a rivestimento - Décor uniquement mural - Das Dekor kann nur an der Wand verlegt werden - La decoración se puede colocar únicamente en paredes - Декор может быть уложен только на стену.

⁽¹⁾ Contains gold. The use of a common mild detergent is recommended. Avoid using acidic or alkaline products, waxes, steel wool, or abrasives. - Parti in oro. Si consiglia l'utilizzo di un comune detergente neutro. Evitare l'utilizzo di prodotti acidi o alcalini, ceranti, pagliette di metallo o abrasive. - Parties dorées. Nous vous conseillons d'utiliser des détergents neutres courants. Éviter l'utilisation de cires et de produits acides ou alcalins, ainsi que les pâilles métalliques ou abrasives - Teile aus Gold. Es empfiehlt sich, ein haushaltsübliches, neutrales Reinigungsmittel zu verwenden. Saure oder alkalische Produkte, Wachs sowie Metallwolle- bzw. Scheuerschwämme sind zu vermeiden. - Partes doradas. Recomendamos utilizar un detergente neutro común. Hay que evitar el uso de productos ácidos o alcalinos, ceras y estropajos de metal o abrasivos. - Золотые детали. Рекомендуется чистить обычным нейтральным моющим средством. Не рекомендуется использовать кислотные, щелочные, восковые средства, а также металлические мочалки.

⁽²⁾ For an optimal look it is advisable to lay the product in the same direction. - Per un risultato estetico ottimale si consiglia di posare il prodotto mantenendo lo stesso verso. - Pour un résultat esthétique optimal, il est recommandé de poser le produit dans le même sens. - Für ein optisch optimales Resultat sollte die Verlegung stets in dieselbe Richtung erfolgen. - Para un resultado estético óptimo, se recomienda colocar el producto manteniendo la misma dirección. - Для оптимального эстетического результата рекомендуется укладывать изделие в одном направлении.

INDEX



PRODUCT FINDER



SURFACE RANGE



COMPANY



COLLECTIONS



3D WALL
CONCRETE & RESIN LOOK
MARBLE LOOK
STONE LOOK
WOOD LOOK

LARGE SIZES



SLABS FOR COUNTERTOPS & FURNITURE



BATHROOM FURNITURE & TABLES



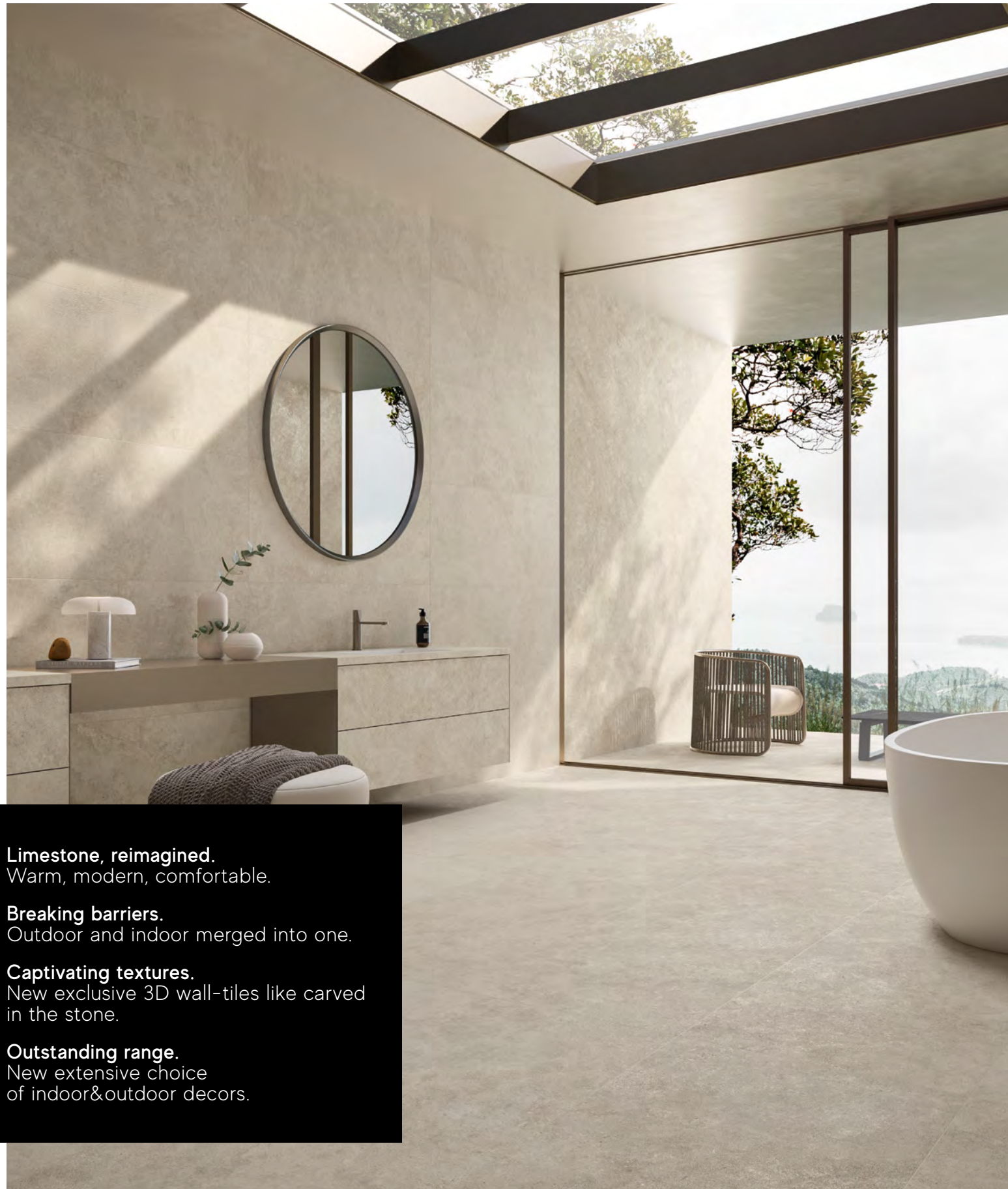
FACADES



TECHNICAL SPECIFICATIONS



Boost Icor



Limestone, reimagined.
Warm, modern, comfortable.


Breaking barriers.
Outdoor and indoor merged into one.

Captivating textures.
New exclusive 3D wall-tiles like carved in the stone.

Outstanding range.
New extensive choice of indoor&outdoor decors.



- Floor
- Wall
- Decors
- Outdoor
- Slabs for countertops and furniture
- Bathroom furniture
- Tables
- Facades



Porcelain Tiles RECTIFIED MONOCALIBER

| Sizes | Thickness | Surface finish |
|---|-----------|------------------------------|
| 120x278 cm - 47 1/4" x 109 1/2" | ± 6 mm | Matte R9 A |
| 120x240 cm - 47 1/4" x 94 1/2" | ± 9 mm | Matte Sensitech R10 B |
| 120x120 cm - 47 1/4" x 47 1/4" | ± 9 mm | Matte Sensitech R10 B |
| 60x120 cm - 23 5/8" x 47 1/4" | ± 9 mm | Matte Sensitech R10 B |
| 80x80 cm - 31 1/2" x 31 1/2" | ± 9 mm | Matte Sensitech R10 B |
| 75x150 cm - 29 1/2" x 59" | ± 9 mm | Matte Sensitech R10 B |
| 60x60 cm - 23 5/8" x 23 5/8" | ± 9 mm | Matte Sensitech R10 B |
| 30x60 cm - 11 3/4" x 23 5/8" | ± 9 mm | Matte Sensitech R10 B |
| 60x120 cm - 23 5/8" x 47 1/4" Railway* | ± 9 mm | Matte Sensitech R10 B |

LARGE SIZES P. 296

OUTDOOR AND WET AREAS


| | | |
|---|---------|--------------------------------|
| 60x120 cm - 23 5/8" x 47 1/4" | ± 9 mm | Grip Sensitech R11 C |
| 30x60 cm - 11 3/4" x 23 5/8" | ± 9 mm | Grip Sensitech R11 C |
| 120x120 cm - 47 1/4" x 47 1/4" | ± 20 mm | Outdoor Sensitech R11 C |
| 60x120 cm - 23 5/8" x 47 1/4" | ± 20 mm | Outdoor Sensitech R11 C |
| 80x80 cm - 31 1/2" x 31 1/2" | ± 20 mm | Outdoor Sensitech R11 C |
| 60x60 cm - 23 5/8" x 23 5/8" | ± 20 mm | Outdoor Sensitech R11 C |
| 60x120 cm - 23 5/8" x 47 1/4" Railway* | ± 20 mm | Outdoor Sensitech R11 C |

atlasPLAN

| | | |
|-------------------------|--------|----------|
| 160x320 cm - 63" x 126" | ± 6 mm | Hammered |
|-------------------------|--------|----------|

SLABS FOR COUNTERTOPS & FURNITURE

| | | |
|---------------------------------|---------|----------|
| 162x324 cm - 63 3/4" x 127 1/2" | ± 12 mm | Hammered |
|---------------------------------|---------|----------|



Wall Tiles RECTIFIED MONOCALIBER

| Sizes | Thickness | Surface finish |
|-------------------------------|-----------|----------------|
| 50x120 cm - 19 5/8" x 47 1/4" | ± 8,5 mm | Matte |
| 3D WALL TILES | | |
| 50x120 cm - 19 5/8" x 47 1/4" | ± 10 mm | Matte |

* Graphic pattern. Misalignments in the continuity between different patterns is normal for this type of product. - Decoro grafico. Eventuali disallineamenti nella continuità tra grafiche diverse sono una caratteristica intrinseca di questa tipologia di prodotto. - Les éventuels petits désalignements de la continuité entre différents graphismes sont une caractéristique intrinsèque de cette typologie de produit. - Abweichungen in der Mustergeometrie zwischen einem Teil und einem anderen sind ein Merkmal dieses Produkts. - Las desalineaciones en la geometría del diseño entre una pieza y otra son un rasgo característico de este product. - Несовпадение геометрии рисунка на стыке плит является характеристикой данного вида изделий.

Boost Icor

Porcelain Tiles



Matte ± 6 mm
Hammered ± 6 mm



Matte Sensitech ± 9 mm
Grip Sensitech ± 9 mm
Outdoor Sensitech ± 20 mm



R9 A Matte ± 6 mm
R10 B Matte Sensitech ± 9 mm
R11 C Grip Sensitech ± 9 mm
R11 C Outdoor Sensitech ± 20 mm



V3 Moderate
Variation

MATTE SURFACE

Floor Wall




± 6 mm
160x320 cm - 63"x126"
AX6K Boost Icor Bone Hammered
AX6M Boost Icor Dune Hammered



± 6 mm
120x278 cm - 47 1/4"x109 1/2"
AYAO Boost Icor Dust
AYAN Boost Icor Bone
AYAQ Boost Icor Oyster
AYAP Boost Icor Dune



± 9 mm
120x240 cm - 47 1/4"x94 1/2"
AX54 Boost Icor Dust
AX53 Boost Icor Bone
AX55 Boost Icor Oyster
AX1V Boost Icor Dune



± 9 mm
120x120 cm - 47 1/4"x47 1/4"
AYAZ Boost Icor Dust
AYAY Boost Icor Bone
AYA2 Boost Icor Oyster
AYAØ Boost Icor Dune
AYA4 Boost Icor Sideral
AYA3 Boost Icor Crete



± 9 mm
80x80 cm - 31 1/2"x31 1/2"
HBAS Boost Icor Dust
HBAR Boost Icor Bone
HBAU Boost Icor Oyster
HBAT Boost Icor Dune
HBAW Boost Icor Sideral
HBAV Boost Icor Crete



± 9 mm
75x150 cm - 29 1/2"x59"
AYAT Boost Icor Dust
AYAR Boost Icor Bone
AYAV Boost Icor Oyster
AYAU Boost Icor Dune
AYAX Boost Icor Sideral
AYAW Boost Icor Crete



± 9 mm
60x120 cm - 23 5/8"x47 1/4"
AX59 Boost Icor Dust
AX58 Boost Icor Bone
AX6B Boost Icor Oyster
AX6A Boost Icor Dune
AX6D Boost Icor Sideral
AX6C Boost Icor Crete



± 9 mm
60x60 cm - 23 5/8"x23 5/8"
AYBA Boost Icor Dust
AYA9 Boost Icor Bone
AYBC Boost Icor Oyster
AYBB Boost Icor Dune
AYBE Boost Icor Sideral
AYBD Boost Icor Crete



± 9 mm
30x60 cm - 11 3/4"x23 5/8"
AYBG Boost Icor Dust
AYBF Boost Icor Bone
AYBI Boost Icor Oyster
AYBH Boost Icor Dune
AYBK Boost Icor Sideral
AYBJ Boost Icor Crete

GRIP SURFACE

Outdoor



± 9 mm
60x120 cm - 23 5/8"x47 1/4"
AYA6 Boost Icor Dust Grip
AYA5 Boost Icor Bone Grip
AYA8 Boost Icor Oyster Grip
AYA7 Boost Icor Dune Grip



± 9 mm
30x60 cm - 11 3/4"x23 5/8"
AYBM Boost Icor Dust Grip
AYBL Boost Icor Bone Grip
AYBO Boost Icor Oyster Grip
AYBN Boost Icor Dune Grip

OUTDOOR ± 20 mm



± 20 mm
120x120 cm - 47 1/4"x47 1/4"
AYCH Boost Icor Dust 20mm
AYCG Boost Icor Bone 20mm
AYCJ Boost Icor Oyster 20mm
AYCI Boost Icor Dune 20mm



± 20 mm
80x80 cm - 31 1/2"x31 1/2"
HBAY Boost Icor Dust 20mm
HBAX Boost Icor Bone 20mm
HBAØ Boost Icor Oyster 20mm
HBAZ Boost Icor Dune 20mm



± 20 mm
60x120 cm - 23 5/8"x47 1/4"
AYCE Boost Icor Dust 20mm
AYCD Boost Icor Bone 20mm
AYCF Boost Icor Oyster 20mm
AX8J Boost Icor Dune 20mm




± 20 mm
60x60 cm - 23 5/8"x23 5/8"
AYCM Boost Icor Dust 20mm
AYCK Boost Icor Bone 20mm
AYCO Boost Icor Oyster 20mm
AYCN Boost Icor Dune 20mm



BONE



DUST



DUNE



CRETE




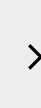
OYSTER



SIDERAL



- 3D WALL
- CONCRETE & RESIN LOOK
- MARBLE LOOK
- STONE LOOK
- WOOD LOOK



Boost Icor

Porcelain Tiles

DECOR RANGE



Boost Icor Bone
Railway ♦
60x120 - 23³/₈"x47¹/₄"

AYBP 9 mm Matte [Sensitech](#)
AYBQ 9 mm Grip [Sensitech](#)



AYZC Boost Icor Bone Mosaico Chevron 30,5x35,6 cm - 12"x14"
AYZD Boost Icor Dust Mosaico Chevron 30,5x35,6 cm - 12"x14"
AYZE Boost Icor Dune Mosaico Chevron 30,5x35,6 cm - 12"x14"
AYZG Boost Icor Crete Mosaico Chevron 30,5x35,6 cm - 12"x14"
AYZF Boost Icor Oyster Mosaico Chevron 30,5x35,6 cm - 12"x14"
AYZH Boost Icor Sideral Mosaico Chevron 30,5x35,6 cm - 12"x14"



30,5x35,6 cm
12"x14"



AZ82 Boost Icor Bone Mosaico Furnace 30x19,5 cm - 11¹/₄"x7⁵/₈"
AZ83 Boost Icor Dust Mosaico Furnace 30x19,5 cm - 11¹/₄"x7⁵/₈"
AZ84 Boost Icor Dune Mosaico Furnace 30x19,5 cm - 11¹/₄"x7⁵/₈"
AZ86 Boost Icor Crete Mosaico Furnace 30x19,5 cm - 11¹/₄"x7⁵/₈"
AZ85 Boost Icor Oyster Mosaico Furnace 30x19,5 cm - 11¹/₄"x7⁵/₈"
AZ87 Boost Icor Sideral Mosaico Furnace 30x19,5 cm - 11¹/₄"x7⁵/₈"



30x19,5 cm
11¹/₄"x7⁵/₈"

Bordi irregolari
Uneven edges
Bords irréguliers
Kanten unterbrochen
Bordes irregulares
Неровные края

| TRIM TILES P. 292 | Battiscopa | | Gradino * | | Scalino * | | Scalino Ang.* | | Battiscopa Sag. Scala * | | Elemento L | | Corner * | Corner A.E * | |
|-------------------------|---|--|---|---|--|---|------------------------------------|---|--|------------------------------------|---|---|---|---------------------|------|
| | 7,2x150 cm 2 ⁷ / ₈ "x59" | 7,2x120 cm 2 ⁷ / ₈ "x47 ¹ / ₄ " | 7,2x80 cm 2 ⁷ / ₈ "x31 ¹ / ₂ " | 7,2x60 cm 2 ⁷ / ₈ "x23 ³ / ₈ " | 30x120 cm 11 ¹ / ₄ "x47 ¹ / ₄ " | 30x60 cm 11 ¹ / ₄ "x23 ³ / ₈ " | 33x150 cm 13"x59" | 33x120 cm 13"x47 ¹ / ₄ " | 33x60 cm 13"x23 ³ / ₈ " | 33x33 cm 13"x13" | 7,2x30 cm 2 ⁷ / ₈ "x11 ¹ / ₄ " | 33x120 H. 4 cm 13"x47 ¹ / ₄ " H.1 1/8" | 1x120 cm 3/8"x47 ¹ / ₄ " | 1x1 cm 3/8"x1/8" | |
| | Matte Sensitech | Matte Sensitech | Matte Sensitech | Matte Sensitech | Matte Sensitech | Matte Sensitech | Matte Sensitech | Matte Sensitech | Matte Sensitech | Matte Sensitech | Matte DX SX | Grip Sensitech | Matte | Matte | |
| Bone | AYHF | AYG2 | HBA6 | AYG9 | AYH3 | AYHX | AYJK | AYJE | AYI1 | AYJQ | AYHR | AYHL | AYH9 | AYJW | AYJ2 |
| Dust | AYHG | AYG3 | HBA7 | AYHA | AYH4 | AYHY | AYJL | AYJF | AYI2 | AYJR | AYHT | AYHM | AYIA | AYJX | AYJ3 |
| Dune | AYHH | AYG4 | HBA8 | AYHB | AYH5 | AYHZ | AYJM | AYJG | AYI3 | AYJS | AYHU | AYHN | AYIB | AYJY | AYJ4 |
| Oyster | AYHI | AYG5 | HBA9 | AYHC | AYH6 | AYHØ | AYJN | AYJH | AYI4 | AYJT | AYHV | AYHO | AYIC | AYJZ | AYJ5 |
| Crete | AYHJ | AYG7 | HBBA | AYHD | AYH7 | AYH1 | AYJO | AYJI | AYI5 | AYJU | AYHS | AYHP | - | - | - |
| Sideral | AYHK | AYG8 | HBBB | AYHE | AYH8 | AYH2 | AYJP | AYJJ | AYI7 | AYJV | AYHW | AYHQ | - | - | - |

* These parts are supplied to order - I pezzi sono disponibili su ordinazione - Les pièces sont disponibles sur commande - Die Teile sind auf Bestellung lieferbar - Las piezas se hacen por encargo - Изготавливаются на заказ

♦ **Graphic pattern.** Misalignments in the continuity between different patterns is normal for this type of product. - Decoro grafico. Eventuali disallineamenti nella continuità tra grafiche diverse sono una caratteristica intrinseca di questa tipologia di prodotto. - Les éventuels petits désalignements de la continuité entre différents graphismes sont une caractéristique intrinsèque de cette typologie de produit. - Abweichungen in der Mustergeometrie zwischen einem Teil und einem anderen sind ein Merkmal dieses Produkts. - Las desalineaciones en la geometría del diseño entre una pieza y otra son un rasgo característico de este product. - Несовпадение геометрии рисунка на стыке плит является характеристикой данного вида изделий.

OUTDOOR DECORS



Boost Icor Bone
Pebble A+B
59,5x59,5 cm - 23³/₈"x23³/₈"

AYZU 9 mm Grip [Sensitech](#)
AYZ1 20 mm Outdoor [Sensitech](#)



Boost Icor Dust
Pebble A+B
59,5x59,5 cm - 23³/₈"x23³/₈"

AYZV 9 mm Grip [Sensitech](#)
AYZ2 20 mm Outdoor [Sensitech](#)



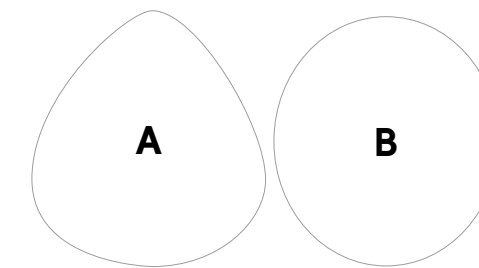
Boost Icor Dune
Pebble A+B
59,5x59,5 cm - 23³/₈"x23³/₈"

AYZW 9 mm Grip [Sensitech](#)
AYZ3 20 mm Outdoor [Sensitech](#)



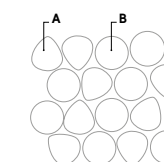
Boost Icor Oyster
Pebble A+B
59,5x59,5 cm - 23³/₈"x23³/₈"

AYZX 9 mm Grip [Sensitech](#)
AYZ4 20 mm Outdoor [Sensitech](#)



59,5x59,5 cm
23³/₈"x23³/₈"

Pebble A: 0.259 mq
Pebble B: 0.252 mq



INDEX



PRODUCT
FINDER



SURFACE
RANGE



COMPANY



COLLECTIONS



3D WALL
CONCRETE & RESIN LOOK
MARBLE LOOK
STONE LOOK
WOOD LOOK

LARGE SIZES



SLABS FOR
COUNTERTOPS
& FURNITURE



BATHROOM
FURNITURE
& TABLES



FACADES

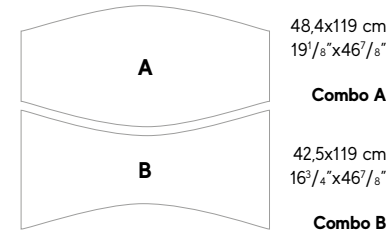


TECHNICAL
SPECIFICATIONS



Boost Icor

Porcelain Tiles



AYZM Boost Icor Bone
Combo A 20mm Outdoor [Sensitech](#)
48,4x119 cm - 19¹/₈"x46⁷/₈"

AYZQ Boost Icor Bone
Combo B 20mm Outdoor [Sensitech](#)
42,5x119 cm - 16³/₄"x46⁷/₈"



AYZO Boost Icor Dune
Combo A 20mm Outdoor [Sensitech](#)
48,4x119 cm - 19¹/₈"x46⁷/₈"

AYZS Boost Icor Dune
Combo B 20mm Outdoor [Sensitech](#)
42,5x119 cm - 16³/₄"x46⁷/₈"



AYZN Boost Icor Dust
Combo A 20mm Outdoor [Sensitech](#)
48,4x119 cm - 19¹/₈"x46⁷/₈"

AYZR Boost Icor Dust
Combo B 20mm Outdoor [Sensitech](#)
42,5x119 cm - 16³/₄"x46⁷/₈"




AYZP Boost Icor Oyster
Combo A 20mm Outdoor [Sensitech](#)
48,4x119 cm - 19¹/₈"x46⁷/₈"

AYZT Boost Icor Oyster
Combo B 20mm Outdoor [Sensitech](#)
42,5x119 cm - 16³/₄"x46⁷/₈"

Wall Tiles

MATTE SURFACE



Wall

± 8,5 mm

50x120 cm - 19⁵/₈"x47¹/₄"

AYQM Boost Icor Bone Field

AYQN Boost Icor Dust Field



± 10 mm 3D WALL

50x120 cm - 19⁵/₈"x47¹/₄"

AYQO Boost Icor 3D Wheat Bone

AYQP Boost Icor 3D Wheat Dust

AYQQ Boost Icor 3D Masonry Bone

AYQR Boost Icor 3D Masonry Dust

TRIM TILES



14x50 cm - 5⁵/₈"x19⁵/₈"

AYQS Boost Icor Bone Field Corner 50 *

AYQT Boost Icor Dust Field Corner 50 *



14x14 cm - 5⁵/₈"x2¹/₈"

AYQU Boost Icor Bone Field Corner A.E. *

AYQV Boost Icor Dust Field Corner A.E. *

* These parts are supplied to order - I pezzi sono disponibili su ordinazione - Les pièces sont disponibles sur commande - Die Teile sind auf Bestellung lieferbar - Las piezas se hacen por encargo - Изготавливаются на заказ



BONE FIELD



DUST FIELD




3D WHEAT BONE



3D WHEAT DUST



3D MASONRY BONE



3D MASONRY DUST

INDEX



PRODUCT
FINDER



SURFACE
RANGE



COMPANY



COLLECTIONS



3D WALL
CONCRETE & RESIN LOOK
MARBLE LOOK
STONE LOOK
WOOD LOOK

LARGE SIZES



SLABS FOR
COUNTERTOPS
& FURNITURE



BATHROOM
FURNITURE
& TABLES



FACADES



TECHNICAL
SPECIFICATIONS



Boost Mineral



Quartzite effect.
A rich and comprehensive project inspired by the elegance of quartzite.

In&Out versatility:
Perfect for both indoor and outdoor spaces.

Natural contemporary style.
A modern solution for those who love the natural stone look in a contemporary design setting.



COLLECTION CATALOG



VIDEO

- Floor
- Wall
- Decors
- Outdoor
- Slabs for countertops and furniture
- Bathroom furniture
- Facades



Porcelain Tiles RECTIFIED MONOCALIBER

| Sizes | Thickness | Surface finish |
|---------------------------------|-----------|-------------------------|
| 120x278 cm - 47 1/4" x 109 1/2" | ± 6 mm | Matte R9 A * |
| 120x240 cm - 47 1/4" x 94 1/2" | ± 9 mm | Matte Sensitech R10 B * |
| 120x120 cm - 47 1/4" x 47 1/4" | ± 9 mm | Matte Sensitech R10 B |
| 60x120 cm - 23 5/8" x 47 1/4" | ± 6 mm | Matte Sensitech R10 B * |
| 60x120 cm - 23 5/8" x 47 1/4" | ± 9 mm | Matte Sensitech R10 B |
| 75x150 cm - 29 1/2" x 59" | ± 9 mm | Matte Sensitech R10 B |
| 60x60 cm - 23 5/8" x 23 5/8" | ± 9 mm | Matte Sensitech R10 B |
| 30x60 cm - 11 3/4" x 23 5/8" | ± 9 mm | Matte Sensitech R10 B |

LARGE SIZES P. 296

OUTDOOR AND WET AREAS

| | | |
|--------------------------------|---------|-------------------------|
| 60x120 cm - 23 5/8" x 47 1/4" | ± 9 mm | Grip Sensitech R11 C |
| 60x60 cm - 23 5/8" x 23 5/8" | ± 9 mm | Grip Sensitech R11 C |
| 120x120 cm - 47 1/4" x 47 1/4" | ± 20 mm | Outdoor Sensitech R11 C |
| 60x120 cm - 23 5/8" x 47 1/4" | ± 20 mm | Outdoor Sensitech R11 C |
| 60x90 cm - 23 5/8" x 35 3/8" | ± 20 mm | Outdoor Sensitech R11 C |
| 60x60 cm - 23 5/8" x 23 5/8" | ± 20 mm | Outdoor Sensitech R11 C |

atlasPLAN

| | | |
|-------------------------|--------|---------------|
| 160x320 cm - 63" x 126" | ± 6 mm | Hammered R9 A |
|-------------------------|--------|---------------|

SLABS FOR COUNTERTOPS & FURNITURE

| | | |
|--|---------|----------|
| 162x324 cm - 63 3/4" x 127 1/2" NON-RECTIFIED | ± 12 mm | Hammered |
|--|---------|----------|

*Elegant surface

INDEX



PRODUCT FINDER



SURFACE RANGE



COMPANY



COLLECTIONS



3D WALL
CONCRETE & RESIN LOOK
MARBLE LOOK
STONE LOOK
WOOD LOOK

LARGE SIZES



SLABS FOR COUNTERTOPS & FURNITURE



BATHROOM FURNITURE & TABLES



FACADES




TECHNICAL SPECIFICATIONS












Boost Mineral

Porcelain Tiles





MATTE SURFACE

Floor Wall





| | | | | |
|--|--|---|--|---|
|  <p>± 6 mm 160x320 cm - 63"x126" AKGA Boost Mineral Grey Hammered</p> |  <p>± 6 mm 120x278 cm - 47¹/₄"x109¹/₂" AHWZ Boost Mineral Smoke Elegant AHWØ Boost Mineral Tarmac Elegant AHWW Boost Mineral White Elegant AHWX Boost Mineral Pearl Elegant AHWY Boost Mineral Grey Elegant</p> |  <p>± 6 mm 60x120 cm - 23⁵/₈"x47¹/₄" ALSX Boost Mineral Pearl Elegant</p> |  <p>± 9 mm 120x240 cm - 47¹/₄"x94¹/₂" AHW4 Boost Mineral Smoke Elegant AHW5 Boost Mineral Tarmac Elegant AHW1 Boost Mineral White Elegant AHW2 Boost Mineral Pearl Elegant AHW3 Boost Mineral Grey Elegant</p> |  <p>± 9 mm 120x120 cm - 47¹/₄"x47¹/₄" AHT9 Boost Mineral Smoke AHUA Boost Mineral Tarmac AHT6 Boost Mineral White AHT7 Boost Mineral Pearl AHT8 Boost Mineral Grey</p> |
|  <p>± 9 mm 60x120 cm - 23⁵/₈"x47¹/₄" AHUE Boost Mineral Smoke AHUF Boost Mineral Tarmac AHUB Boost Mineral White AHUC Boost Mineral Pearl AHUD Boost Mineral Grey</p> |  <p>± 9 mm 60x60 cm - 23⁵/₈"x23⁵/₈" AHW9 Boost Mineral Smoke AHXA Boost Mineral Tarmac AHW6 Boost Mineral White AHW7 Boost Mineral Pearl AHW8 Boost Mineral Grey</p> |  <p>± 9 mm 30x60 cm - 11³/₄"x23⁵/₈" AH2V Boost Mineral Smoke AH2W Boost Mineral Tarmac AH2S Boost Mineral White AH2T Boost Mineral Pearl AH2U Boost Mineral Grey</p> |  <p>± 9 mm 75x150 cm - 29¹/₂"x59" AHWU Boost Mineral Smoke AHWV Boost Mineral Tarmac AHWS Boost Mineral White AHWT Boost Mineral Pearl AHSD Boost Mineral Grey</p> | |

GRIP SURFACE

Outdoor


| | |
|---|--|
|  <p>± 9 mm 60x120 cm - 23⁵/₈"x47¹/₄" AHXJ Boost Mineral Smoke Grip AHXK Boost Mineral Tarmac Grip AHXG Boost Mineral White Grip AHXH Boost Mineral Pearl Grip AHXI Boost Mineral Grey Grip</p> |  <p>± 9 mm 60x60 cm - 23⁵/₈"x23⁵/₈" AHXO Boost Mineral Smoke Grip AHXP Boost Mineral Tarmac Grip AHXL Boost Mineral White Grip AHXM Boost Mineral Pearl Grip AHXN Boost Mineral Grey Grip</p> |
|---|--|

OUTDOOR ± 20 mm

| | | | |
|---|--|---|---|
|  <p>± 20 mm 120x120 cm - 47¹/₄"x47¹/₄" AH37 Boost Mineral Smoke 20 mm AH38 Boost Mineral Tarmac 20 mm AH35 Boost Mineral White 20 mm AH36 Boost Mineral Grey 20 mm</p> |  <p>± 20 mm 60x120 cm - 23⁵/₈"x47¹/₄" AH4B Boost Mineral Smoke 20 mm AH4C Boost Mineral Tarmac 20 mm AH39 Boost Mineral White 20 mm AH4A Boost Mineral Grey 20 mm</p> |  <p>± 20 mm 60x90 cm - 23⁵/₈"x35⁵/₈" AH4F Boost Mineral Smoke 20 mm AH4G Boost Mineral Tarmac 20 mm AH4D Boost Mineral White 20 mm AH4E Boost Mineral Grey 20 mm</p> |  <p>± 20 mm 60x60 cm - 23⁵/₈"x23⁵/₈" AH4J Boost Mineral Smoke 20 mm AH4K Boost Mineral Tarmac 20 mm AH4H Boost Mineral White 20 mm AH4I Boost Mineral Grey 20 mm</p> |
|---|--|---|---|

| TRIM TILES P. 292 | Battiscopa | | Gradino * | | Scalino * | | Scalino Ang. * | Battiscopa Sag. Scala * | Davanzale / Soglia * | Elemento L | Corner * ± 6 mm | Corner A.E. * ± 6 mm | | | |
|----------------------|---|--|---|--|---|----------------------|---|--|----------------------|---|--|---|--|---|------|
| | 7,2x150 cm 2 ⁷ / ₈ "x59" | 7,2x120 cm 2 ⁷ / ₈ "x47 ¹ / ₄ " | 7,2x60 cm 2 ⁷ / ₈ "x23 ⁵ / ₈ " | 30x120 cm 11 ³ / ₄ "x47 ¹ / ₄ " | 30x60 cm 11 ³ / ₄ "x23 ⁵ / ₈ " | 33x150 cm 13"x59" | 33x120 cm 13"x47 ¹ / ₄ " | 33x60 cm 13"x23 ⁵ / ₈ " | 33x33 cm 13"x13" | 7,2x30 cm 2 ⁷ / ₈ "x11 ³ / ₄ " | max 315x50 H.4 cm 124"x19" H.1 ¹ / ₈ " | 33x120 H. 4 cm 13"x47 ¹ / ₄ " H. 1 ¹ / ₈ " | 1x120 cm 3 ¹ / ₈ "x47 ¹ / ₄ " | 1x1 cm 3 ¹ / ₈ "x1 ¹ / ₈ " | |
| | Matte | Matte | Matte | Matte | Matte | Matte | Matte | Matte | Matte | Matte | Matte | Grip | Matte | Matte | |
| White | AIIR | AIK | AIIA | AJUC | AIJ7 | AJW | AJUR | AJUM | AJ1 | AIW | AI1 | • | AJH | AJ6 | AIKB |
| Pearl | AIIS | AIIL | AIIB | AJUD | AIJ8 | AJX | AJUS | AJIN | AJ2 | AIW | AI2 | • | AJI | AJ7 | AIKC |
| Grey | AIIT | AIIN | AIIC | AJUE | AIJ9 | AJY | AJUT | AJO | AJ3 | AIW | AI3 | • | AJL | AJ8 | AIKD |
| Smoke | AIIU | AIIO | AIID | AJUF | AJJA | AJZ | AJUU | AJJP | AJ4 | AIW | AI4 | • | AJK | AJ9 | AIKE |
| Tarmac | AIIV | AIIP | AIIE | AJUG | AJJB | AJØ | AJUV | AJQ | AJ5 | AIW | AIØ | • | AJL | AIKA | AIKF |

* These parts are supplied to order - I pezzi sono disponibili su ordinazione - Les pièces sont disponibles sur commande - Die Teile sind auf Bestellung lieferbar - Las piezas se hacen por encargo - Идетовляются на заказ




WHITE



PEARL



GREY



SMOKE



TARMAC

INDEX



PRODUCT
FINDER



SURFACE
RANGE



COMPANY



COLLECTIONS




3D WALL
CONCRETE & RESIN LOOK
MARBLE LOOK
STONE LOOK
WOOD LOOK


LARGE SIZES



SLABS FOR
COUNTERTOPS
& FURNITURE



BATHROOM
FURNITURE
& TABLES



FACADES



TECHNICAL
SPECIFICATIONS



Boost Mineral

Porcelain Tiles

DECOR RANGE




AIGS Boost Mineral White
Mosaico Matte
30x30 - 1¹/₈"x1¹/₈"




AIGT Boost Mineral Pearl
Mosaico Matte
30x30 - 1¹/₈"x1¹/₈"



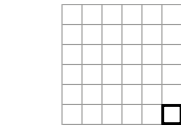
AIGU Boost Mineral Grey
Mosaico Matte
30x30 - 1¹/₈"x1¹/₈"



AIGW Boost Mineral Smoke
Mosaico Matte
30x30 - 1¹/₈"x1¹/₈"



AIGX Boost Mineral Tarmac
Mosaico Matte
30x30 - 1¹/₈"x1¹/₈"



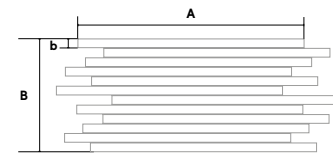
4,8x4,8 cm - 1⁷/₈"x1⁷/₈"



AIGY Boost Mineral White
Brick
30x60 - 1¹/₈"x23⁵/₈"



AIGZ Boost Mineral Pearl
Brick
30x60 - 1¹/₈"x23⁵/₈"



A 59,5 cm - 18³/₄"
B 29,65 cm - 12²/₈"
b 2,3 cm - 7¹/₂"



AIGØ Boost Mineral Grey
Brick
30x60 - 1¹/₈"x23⁵/₈"



AIG2 Boost Mineral Smoke
Brick
30x60 - 1¹/₈"x23⁵/₈"



AIG3 Boost Mineral Tarmac
Brick
30x60 - 1¹/₈"x23⁵/₈"



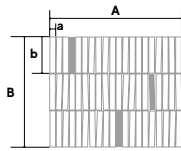
AIGH Boost Mineral White
Domino Lux ^(*)
35x29,2 - 13³/₄"x11¹/₂"



AIHH Boost Mineral Pearl
Domino Lux ^(*)
35x29,2 - 13³/₄"x11¹/₂"




AIHI Boost Mineral Grey
Domino Lux ^(*)
35x29,2 - 13³/₄"x11¹/₂"



A 35 cm - 13³/₄"
a 1,5 cm - 18³/₄"
B 29,2 cm - 11¹/₂"
b 9,6 cm - 7¹/₂"



AIHJ Boost Mineral Smoke
Domino Lux ^(*)
35x29,2 - 13³/₄"x11¹/₂"



AIHK Boost Mineral Tarmac
Domino Lux ^(*)
35x29,2 - 13³/₄"x11¹/₂"



AIG4 Boost Mineral White
Venus Lux ^(*)
60x120 - 23⁵/₈"x47¹/₄"




AIG5 Boost Mineral Pearl
Venus Lux ^(*)
60x120 - 23⁵/₈"x47¹/₄"



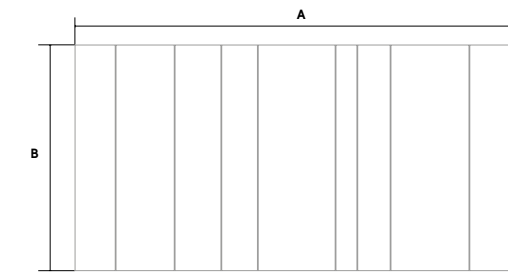
AIG7 Boost Mineral Grey
Venus Lux ^(*)
60x120 - 23⁵/₈"x47¹/₄"



AIG8 Boost Mineral Smoke
Venus Lux ^(*)
60x120 - 23⁵/₈"x47¹/₄"



AIG9 Boost Mineral Tarmac
Venus Lux ^(*)
60x120 - 23⁵/₈"x47¹/₄"



A 120 cm - 18¹/₄"
B 60 cm - 12²/₈"

^(*) Application of decorative materials. The use of a common mild detergent is recommended. Avoid using acidic or alkaline products, waxes, steel wool, or abrasives. / Applicazione di materie decorative.

Si consiglia l'utilizzo di un comune detergente neutro. Evitare l'utilizzo di prodotti acidi o alcalini, ceranti e pagliette di metallo o abrasive. / Application de matériaux décoratifs. Nous conseillons l'emploi de détergents neutres courants. Éviter l'utilisation de cires et de produits acides ou alcalins, ainsi que les pailles métalliques ou abrasives. / Dekorationsmaterial. Es empfiehlt sich, ein haushaltsübliches, neutrales Reinigungsmittel zu verwenden. Saure oder alkalische Produkte, Wachs sowie Stahlwolle- bzw. Scheuerschwämme sind zu vermeiden. / Aplicación de materiales decorativos. Recomendamos utilizar un detergente neutro común. Hay que evitar el uso de productos ácidos o alcalinos, ceras y estropajos de metal o abrasivos. / Применение декоративных материалов. Рекомендуется чистить обычным нейтральным моющим средством. Не рекомендуется использовать кислотные, щелочные, восковые средства, а также металлические мочалки.

^(*) Engraved mosaic. For best results it is advisable to completely plaster the engravings. / Mosaico inciso, per risultato ottimale si consiglia di stuccare completamente le incisioni. / Mosaïque gravée; pour de meilleurs résultats, il est recommandé de remplir complètement les gravures. / Graviertes Mosaik; für ein optimales Resultat sollten die Gravuren vollständig verspachtelt werden. / Mosaico grabado, para obtener los mejores resultados se recomienda enmasillar el grabado en su totalidad. / Высеченная мозаика. Для оптимального результата рекомендуется полностью заделать углубления затиркой.

Boost Mineral

Porcelain Tiles


DECOR RANGE




AIHN Boost Mineral White
Slice A ⁽¹⁾
60x120 - 23⁵/₈"x47¹/₄" ± 20 mm Matte Sensitech



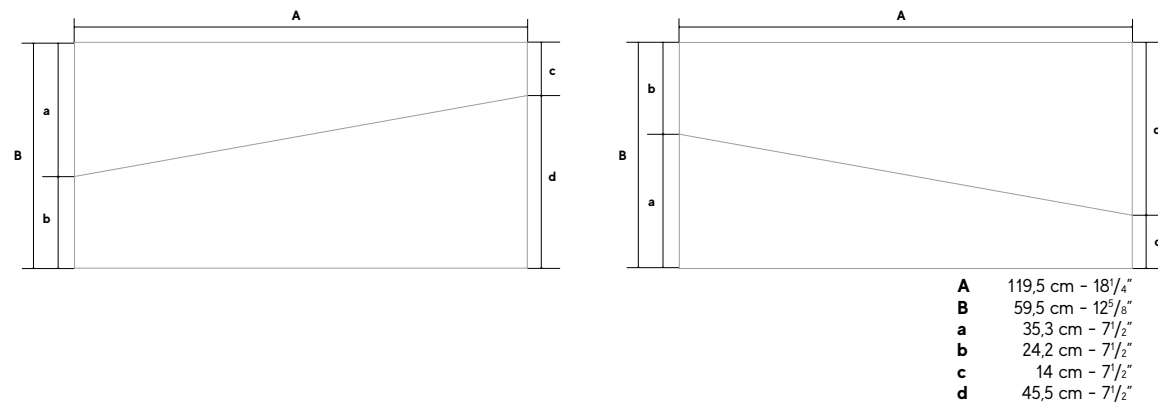
AIHR Boost Mineral White
Slice B ⁽¹⁾
60x120 - 23⁵/₈"x47¹/₄" ± 20 mm Matte Sensitech




AIHO Boost Mineral Grey
Slice A ⁽¹⁾
60x120 - 23⁵/₈"x47¹/₄" ± 20 mm Matte Sensitech




AIHS Boost Mineral Grey
Slice B ⁽¹⁾
60x120 - 23⁵/₈"x47¹/₄" ± 20 mm Matte Sensitech




⁽¹⁾ We recommend "dry" installation on gravel and/or grass. / Si consiglia posa "a secco" su ghiaia e/o erba. / Pose « à sec » sur gravillons et/ou herbe conseillée. / Es wird eine Trockenverlegung auf Kies bzw. Rasen empfohlen. / Se recomienda colocación «en seco» sobre grava o hierba. / Рекомендуется «сухая» укладка на гравий и/или траву.




AIHP Boost Mineral Smoke
Slice A ⁽¹⁾
60x120 - 23⁵/₈"x47¹/₄" ± 20 mm Matte Sensitech



AIHT Boost Mineral Smoke
Slice B ⁽¹⁾
60x120 - 23⁵/₈"x47¹/₄" ± 20 mm Matte Sensitech



AIHQ Boost Mineral Tarmac
Slice A ⁽¹⁾
60x120 - 23⁵/₈"x47¹/₄" ± 20 mm Matte Sensitech



AIHU Boost Mineral Tarmac
Slice B ⁽¹⁾
60x120 - 23⁵/₈"x47¹/₄" ± 20 mm Matte Sensitech



INDEX



PRODUCT
FINDER



SURFACE
RANGE



COMPANY



COLLECTIONS



3D WALL
CONCRETE & RESIN LOOK
MARBLE LOOK
STONE LOOK
WOOD LOOK

LARGE SIZES



SLABS FOR
COUNTERTOPS
& FURNITURE



BATHROOM
FURNITURE
& TABLES



FACADES



TECHNICAL
SPECIFICATIONS



Boost Mix



Inspired by Ceppo di Grè.
The iconic stone of 20th-century Milanese architecture, reinterpreted.




Elegant Personality.
Featuring a distinctive but stylish pebble-like appearance.

Sought-after solution.
One of the most coveted choices for contemporary interior and exterior design.



COLLECTION CATALOG

- Floor
- Wall
- Decors
- Outdoor
- Bathroom furniture
- Facades



Porcelain Tiles RECTIFIED MONOCALIBER

| Sizes | Thickness | Surface finish |
|---------------------------------|-----------|------------------------------|
| 120x278 cm - 47 1/4" x 109 1/2" | ± 6 mm | Matte R9 A |
| 120x120 cm - 47 1/4" x 47 1/4" | ± 9 mm | Matte Sensitech R10 B |
| 60x120 cm - 23 5/8" x 47 1/4" | ± 9 mm | Matte Sensitech R10 B |
| 60x60 cm - 23 5/8" x 23 5/8" | ± 9 mm | Matte Sensitech R10 B |
| 30x60 cm - 11 3/4" x 23 5/8" | ± 9 mm | Matte Sensitech R10 B |

LARGE SIZES P. 296

OUTDOOR AND WET AREAS

| | | |
|--------------------------------|---------|--------------------------------|
| 30x60 cm - 11 3/4" x 23 5/8" | ± 9 mm | Grip Sensitech R11 C |
| 120x120 cm - 47 1/4" x 47 1/4" | ± 20 mm | Outdoor Sensitech R11 C |
| 60x120 cm - 23 5/8" x 47 1/4" | ± 20 mm | Outdoor Sensitech R11 C |
| 60x60 cm - 23 5/8" x 23 5/8" | ± 20 mm | Outdoor Sensitech R11 C |

INDEX



PRODUCT FINDER



SURFACE RANGE



COMPANY



COLLECTIONS



- 3D WALL
- CONCRETE & RESIN LOOK
- MARBLE LOOK
- STONE LOOK
- WOOD LOOK

LARGE SIZES



SLABS FOR COUNTERTOPS & FURNITURE



BATHROOM FURNITURE & TABLES



FACADES



TECHNICAL SPECIFICATIONS



Boost Mix

Porcelain Tiles



Matte ± 6 mm



Matte Sensitech ± 9 mm
Grip Sensitech ± 9 mm
Outdoor Sensitech ± 20 mm




R9 A Matte ± 6 mm
R10 B Matte Sensitech ± 9 mm
R11 C Grip Sensitech ± 9 mm
R11 C Outdoor Sensitech ± 20 mm



V3 Moderate Variation

MATTE SURFACE

Floor Wall



± 6 mm
120x278 cm - 47¹/₄"x109¹/₂"
A8Y7 Boost Mix Ivory
A8Y8 Boost Mix Pearl
A8Y9 Boost Mix Smoke



± 9 mm Sensitech
120x120 cm - 47¹/₄"x47¹/₄"
A8XD Boost Mix Ivory
A8XE Boost Mix Pearl
A8XF Boost Mix Smoke



± 9 mm Sensitech
60x120 cm - 23⁵/₈"x47¹/₄"
A8ØI Boost Mix Ivory
A8ØJ Boost Mix Pearl
A8ØK Boost Mix Smoke



± 9 mm Sensitech
60x60 cm - 23⁵/₈"x23⁵/₈"
A8ØL Boost Mix Ivory
A8ØM Boost Mix Pearl
A8ØN Boost Mix Smoke



± 9 mm Sensitech
30x60 cm - 11³/₄"x23⁵/₈"
A8ØO Boost Mix Ivory
A8ØP Boost Mix Pearl
A8ØQ Boost Mix Smoke


GRIP SURFACE

OUTDOOR ± 20 mm

Outdoor



± 9 mm Sensitech
30x60 cm - 11³/₄"x23⁵/₈"
A8ØR Boost Mix Ivory Grip
A8ØS Boost Mix Pearl Grip
A8ØT Boost Mix Smoke Grip



± 20 mm Sensitech
120x120 cm - 47¹/₄"x47¹/₄"
A84U Boost Mix Ivory 20 mm
A84V Boost Mix Pearl 20 mm
A84W Boost Mix Smoke 20 mm



± 20 mm Sensitech
60x120 cm - 23⁵/₈"x47¹/₄"
A84R Boost Mix Ivory 20 mm
A84S Boost Mix Pearl 20 mm
A84T Boost Mix Smoke 20 mm



± 20 mm Sensitech
60x60 cm - 23⁵/₈"x23⁵/₈"
A84O Boost Mix Ivory 20 mm
A84P Boost Mix Pearl 20 mm
A84Q Boost Mix Smoke 20 mm

TRIM TILES P. 292


| | Battiscopa | | Gradino * | | Scalino * | | Scalino Ang.* | Battiscopa Sag. Scala * | | Davanzale / Soglia * | | Elemento L | Corner * ± 6 mm | Corner A.E.* ± 6 mm |
|-------|--|---|--|---|---|--|---------------------|---|---|--|--|--|---|---------------------|
| | | | | | | | | | | | | | | |
| | 7,2x120 cm 2 ⁷ / ₈ "x47 ¹ / ₄ " | 7,2x60 cm 2 ⁷ / ₈ "x23 ⁵ / ₈ " | 30x120 cm 11 ³ / ₄ "x47 ¹ / ₄ " | 30x60 cm 11 ³ / ₄ "x23 ⁵ / ₈ " | 33x120 cm 13"x47 ¹ / ₄ " | 33x60 cm 13"x23 ⁵ / ₈ " | 33x33 cm 13"x13" | 7,2x30 cm 2 ⁷ / ₈ "x11 ³ / ₄ " | max 315x50 H.4 cm 124"x19" ¹ / ₄ " H.1 ¹ / ₈ " | 15x60 H.4 cm 5 ⁷ / ₈ "x23 ⁵ / ₈ " H.1 ¹ / ₈ " | 15x60 H.4 cm 5 ⁷ / ₈ "x23 ⁵ / ₈ " H.1 ¹ / ₈ " | 1x120 cm 3 ⁷ / ₈ "x47 ¹ / ₄ " | 1x1 cm 3 ⁷ / ₈ "x3 ⁷ / ₈ " | |
| | Matte | Matte | Matte | Matte | Matte | Matte | Matte | Matte | Matte | Grip | Grip | Matte | Matte | |
| Ivory | A83O | A83L | A832 | A83X | A835 | A835 | A84C | | | | A84F | A84I | A84L | |
| Pearl | A83P | A83M | A833 | A83Y | A839 | A836 | A84D | | | | A84G | A84J | A84M | |
| Smoke | A83Q | A83N | A834 | A83Z | A84B | A837 | A84E | | | | A84H | A84K | A84N | |

* These parts are supplied to order - I pezzi sono disponibili su ordinazione - Les pièces sont disponibles sur commande - Die Teile sind auf Bestellung lieferbar - Las piezas se hacen por encargo - Идетовляються на заказ

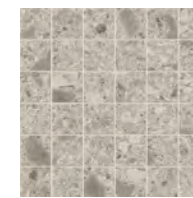
Sensitech P. 380

Porcelain Tiles


DECOR RANGE



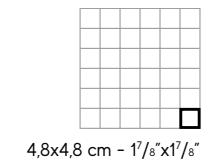
A829 Boost Mix Ivory
Mosaico Matte
30x30 - 11³/₄"x11³/₄"



A83G Boost Mix Pearl
Mosaico Matte
30x30 - 11³/₄"x11³/₄"




A83H Boost Mix Smoke
Mosaico Matte
30x30 - 11³/₄"x11³/₄"




4,8x4,8 cm - 1⁷/₈"x1⁷/₈"



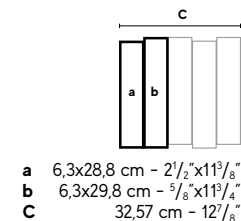
A83I Boost Mix Ivory
Mosaico Slide ⁽¹⁾
29x32,6 - 11³/₈"x12¹/₈"



A83J Boost Mix Pearl
Mosaico Slide ⁽¹⁾
29x32,6 - 11³/₈"x12¹/₈"



A83K Boost Mix Smoke
Mosaico Slide ⁽¹⁾
29x32,6 - 11³/₈"x12¹/₈"



a 6,3x28,8 cm - 2¹/₂"x11³/₈"
b 6,3x29,8 cm - 2⁵/₈"x11³/₄"
c 32,57 cm - 12⁷/₈"

INDEX



PRODUCT FINDER



SURFACE RANGE



COMPANY



COLLECTIONS



3D WALL
CONCRETE & RESIN LOOK
MARBLE LOOK
STONE LOOK
WOOD LOOK

LARGE SIZES



SLABS FOR COUNTERTOPS & FURNITURE



BATHROOM FURNITURE & TABLES



FACADES



TECHNICAL SPECIFICATIONS



⁽¹⁾ For the best performance of the mosaic we recommend the use of epoxy mortars (class RG - EN 13888/ISO 13007) or decorative resins-cement, following the manufacturer's instructions. - Al fine di ottenere una resa ottimale del mosaico, è consigliato l'utilizzo di malte epossidiche (classe RG - EN 13888/ISO 13007) o di resine cementizie attendendosi alle indicazioni di utilizzo fornite dal produttore. - Afin d'obtenir un rendu optimal de la mosaïque, nous vous conseillons d'utiliser des mortiers époxy (classe RG - EN 13888/ISO 13007) ou des résines à base de ciment, en suivant les indications d'utilisation fournies par le fabricant. - Um das Mosaik optimal zur Geltung zu bringen, empfehlen wir die Verwendung von Epoxidharzfugenmörtel (Klasse RG - EN 13888/ISO 13007) oder von verputeten Fugenmörteln unter Beachtung der vom Hersteller angegebenen Verwendungshinweise. - Para obtener un rendimiento óptimo del mosaico, se aconseja utilizar mortero epoxi (clase RG - EN 13888/ISO 13007) o resinas de cemento siguiendo las indicaciones entregadas por el fabricante. - Для наилучшего эстетического результата при укладке мозаики рекомендуется использовать эпоксидные растворы (класс RG - EN 13888/ISO 13007) или полимерцемент, соблюдая инструкции производителя.

Boost Stone



Inspired by Pyrenean Limestone.
Timeless sophistication and modern charm.

Contemporary style.
Create spaces with subtle tones, delicate hues, and minimal color variations.

Perfect micro-details.
Flawlessly replicate the varied surface of the inspirational stone.

Ten Neutral Colors.
Derived from the cement-effect collections of Boost and Boost Pro.




COLLECTION CATALOG



VIDEO

- Floor
- Wall
- Decors
- Outdoor
- Bathroom furniture
- Facades



Porcelain Tiles RECTIFIED MONOCALIBER

| Sizes | Thickness | Surface finish |
|---|-----------|------------------------------|
| 120x278 cm - 47 ¹ / ₄ "x109 ¹ / ₂ " | ± 6 mm | Matte R9 A |
| 120x120 cm - 47 ¹ / ₄ "x47 ¹ / ₄ " | ± 9 mm | Matte Sensitech R10 B |
| 60x120 cm - 23 ⁵ / ₈ "x47 ¹ / ₄ " | ± 6 mm | Matte Sensitech R10 B |
| 60x120 cm - 23 ⁵ / ₈ "x47 ¹ / ₄ " | ± 9 mm | Matte Sensitech R10 B |
| 80x80 cm - 31 ¹ / ₂ "x31 ¹ / ₂ " | ± 9 mm | Matte Sensitech R10 B |
| 60x60 cm - 23 ⁵ / ₈ "x23 ⁵ / ₈ " | ± 9 mm | Matte Sensitech R10 B |
| 30x60 cm - 11 ³ / ₄ "x23 ⁵ / ₈ " | ± 9 mm | Matte Sensitech R10 B |

LARGE SIZES P. 296

OUTDOOR AND WET AREAS

| | | |
|--|---------|--------------------------------|
| 60x120 cm - 23 ⁵ / ₈ "x47 ¹ / ₄ " | ± 9 mm | Grip Sensitech R11 C |
| 30x60 cm - 11 ³ / ₄ "x23 ⁵ / ₈ " | ± 9 mm | Grip Sensitech R11 C |
| 120x120 cm - 47 ¹ / ₄ "x47 ¹ / ₄ " | ± 20 mm | Outdoor Sensitech R11 C |
| 60x120 cm - 23 ⁵ / ₈ "x47 ¹ / ₄ " | ± 20 mm | Outdoor Sensitech R11 C |
| 60x60 cm - 23 ⁵ / ₈ "x23 ⁵ / ₈ " | ± 20 mm | Outdoor Sensitech R11 C |

atlasPLAN

| | | |
|-----------------------|--------|----------------------|
| 160x320 cm - 63"x126" | ± 6 mm | Hammered R9 A |
|-----------------------|--------|----------------------|

SLABS FOR COUNTERTOPS & FURNITURE

| | | |
|--|---------|----------|
| 162x324 cm - 63 ³ / ₄ "x127 ¹ / ₂ " NON-RECTIFIED | ± 12 mm | Hammered |
|--|---------|----------|

INDEX



PRODUCT FINDER



SURFACE RANGE



COMPANY



COLLECTIONS



3D WALL
CONCRETE & RESIN LOOK
MARBLE LOOK
STONE LOOK
WOOD LOOK

LARGE SIZES



SLABS FOR COUNTERTOPS & FURNITURE



BATHROOM FURNITURE & TABLES



FACADES

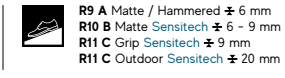


TECHNICAL SPECIFICATIONS



Boost Stone

Porcelain Tiles



MATTE SURFACE

Floor Wall



± 6 mm
160x320 cm - 63"x126"

AJRX B.Stone Ivory Hammered




± 6 mm
120x278 cm - 47 1/4"x109 1/2"

- A6R7 B.Stone White
- A6SC B.Stone Pearl
- A6SD B.Stone Grey
- A6SE B.Stone Smoke
- A6SG B.Stone Tarmac
- A6R8 B.Stone Ivory
- A6R9 B.Stone Cream
- A6SA B.Stone Clay
- A6SB B.Stone Taupe
- A6SF B.Stone Tobacco



± 6 mm
60x120 cm - 23 5/8"x47 1/4"

- AKQL B.Stone White
- AKQN B.Stone Pearl
- AKQM B.Stone Ivory



± 9 mm
120x120 cm - 47 1/4"x47 1/4"

- A6QS B.Stone White
- A6QX B.Stone Pearl
- A6QY B.Stone Grey
- A6L8 B.Stone Smoke
- A6QØ B.Stone Tarmac
- A6QT B.Stone Ivory
- A6QU B.Stone Cream
- A6QV B.Stone Clay
- A6QW B.Stone Taupe
- A6QZ B.Stone Tobacco



± 9 mm
80x80cm - 31 1/2"x31 1/2"

- A9R1 Boost Stone White
- A9R3 Boost Stone Pearl
- A9R4 Boost Stone Grey
- A9RV Boost Stone Smoke
- A9RZ Boost Stone Tarmac
- A9R2 Boost Stone Ivory
- A9RØ Boost Stone Cream
- A9RX Boost Stone Clay
- A9RY Boost Stone Taupe
- A9RW Boost Stone Tobacco



± 9 mm
60x120 cm - 23 5/8"x47 1/4"

- A6Q2 B.Stone White
- A6Q7 B.Stone Pearl
- A6Q8 B.Stone Grey
- A6Q9 B.Stone Smoke
- A6RB B.Stone Tarmac
- A6Q3 B.Stone Ivory
- A6Q4 B.Stone Cream
- A6Q5 B.Stone Clay
- A6Q6 B.Stone Taupe
- A6RA B.Stone Tobacco



± 9 mm
60x60 cm - 23 5/8"x23 5/8"

- A6RC B.Stone White
- A6RL B.Stone Pearl
- A6RM B.Stone Grey
- A6RN B.Stone Smoke
- A6RP B.Stone Tarmac
- A6RD B.Stone Ivory
- A6RI B.Stone Cream
- A6RJ B.Stone Clay
- A6RK B.Stone Taupe
- A6RO B.Stone Tobacco




± 9 mm
30x60 cm - 11 3/4"x23 5/8"

- A6RX B.Stone White
- A6R2 B.Stone Pearl
- A6R3 B.Stone Grey
- A6R4 B.Stone Smoke
- A6R6 B.Stone Tarmac
- A6RY B.Stone Ivory
- A6RZ B.Stone Cream
- A6RØ B.Stone Clay
- A6R1 B.Stone Taupe
- A6R5 B.Stone Tobacco

GRIP SURFACE

OUTDOOR ± 20 mm

Outdoor



± 9 mm
60x120 cm - 23 5/8"x47 1/4"

- A66R B.Stone White Grip
- A66W B.Stone Pearl Grip
- A66X B.Stone Grey Grip
- A66Y B.Stone Smoke Grip
- A66Ø B.Stone Tarmac Grip
- A66S B.Stone Ivory Grip
- A66T B.Stone Cream Grip
- A66U B.Stone Clay Grip
- A66V B.Stone Taupe Grip
- A66Z B.Stone Tobacco Grip



± 9 mm
30x60 cm - 11 3/4"x23 5/8"

- A661 B.Stone White Grip
- A666 B.Stone Pearl Grip
- A667 B.Stone Grey Grip
- A668 B.Stone Smoke Grip
- A67A B.Stone Tarmac Grip
- A662 B.Stone Ivory Grip
- A663 B.Stone Cream Grip
- A664 B.Stone Clay Grip
- A665 B.Stone Taupe Grip
- A669 B.Stone Tobacco Grip



± 20 mm
120x120 cm - 47 1/4"x47 1/4"

- A67M B.Stone White 20 mm
- A67P B.Stone Grey 20 mm
- A71J B.Stone Smoke 20 mm
- A67Q B.Stone Tarmac 20 mm
- A67N B.Stone Cream 20 mm
- A67O B.Stone Clay 20 mm



± 20 mm
60x120 cm - 23 5/8"x47 1/4"

- A67R B.Stone White 20 mm
- A67U B.Stone Grey 20 mm
- A71J B.Stone Smoke 20 mm
- A67V B.Stone Tarmac 20 mm
- A67S B.Stone Cream 20 mm
- A67T B.Stone Clay 20 mm





± 20 mm
60x60 cm - 23 5/8"x23 5/8"

- A67W B.Stone White 20 mm
- A67Z B.Stone Grey 20 mm
- A71K B.Stone Smoke 20 mm
- A67Ø B.Stone Tarmac 20 mm
- A67X B.Stone Cream 20 mm
- A67Y B.Stone Clay 20 mm

TRIM TILES

| | Battiscopa | Gradino * | Scalino * | Scalino Ang. * | Battiscopa Sag. Scala * | Davanzale / Soglia * | Elemento L | Corner * ± 6 mm | Corner A.E * ± 6 mm | | |
|---------|-------------------------------------|-------------------------------------|--------------------------------------|-----------------------------------|----------------------------------|------------------------------|-------------------------------------|---|---|-----------------------------------|------------------------------|
| | 72x80 cm 2 7/8"x31 1/2" Matte | 72x60 cm 2 7/8"x23 5/8" Matte | 30x60 cm 11 3/4"x23 5/8" Matte | 33x120 cm 13"x47 1/4" Matte | 33x60 cm 13"x23 5/8" Matte | 33x33 cm 13"x13" Matte | 72x30 cm 2 7/8"x11 1/4" Matte | max 315x50 H 4 cm 124"x19 1/2" H 1 1/2" Matte | 33x120 H 4 cm 13"x47 1/4" H 1 1/2" Grip | 1x120 cm 3/4"x47 1/4" Matte | 1x1 cm 3/4"x1/4" Matte |
| White | HAMT | A7NC | A7N6 | A7OQ | A7OG | A7OØ | DX | A7NB | A7PB | A7PA | A7PK |
| Pearl | HAMV | A7NH | A7OB | A7OV | A7OL | A7O5 | A7NW | A7NM | A7QD | A7PF | A7PP |
| Grey | HAMW | A7NI | A7OC | A7OW | A7OM | A7O6 | A7N1 | A7NR | A7QE | A7PG | A7PQ |
| Smoke | HAMN | A7NJ | A7OD | A7OX | A7OT | A7O7 | A7N2 | A7NS | A7QF | A7PH | A7PR |
| Tarmac | HAMR | A7NL | A7OF | A7OZ | A7OP | A7O9 | A7N3 | A7NT | A7QH | A7PJ | A7PT |
| Ivory | HAMU | A7ND | A7N7 | A7OR | A7OH | A7O1 | A7N4 | A7NV | A7P9 | A7PB | A7PL |
| Cream | HAMS | A7NE | A7N8 | A7OS | A7OI | A7O2 | A7N5 | A7NO | A7QA | A7PC | A7PM |
| Clay | HAMP | A7NF | A7N9 | A7OT | A7OJ | A7O3 | A7N6 | A7NP | A7QB | A7PD | A7PN |
| Taupe | HAMQ | A7NG | A7OA | A7OU | A7OK | A7O4 | A7N7 | A7NQ | A7QC | A7PE | A7PO |
| Tobacco | HAMO | A7NK | A7OE | A7OY | A7OO | A7O8 | A7N8 | A7NU | A7QG | A7PI | A7PS |

* These parts are supplied to order - I pezzi sono disponibili su ordinazione - Les pièces sont disponibles sur commande - Die Teile sind auf Bestellung lieferbar - Las piezas se hacen por encargo - Идетовляются на заказ



INDEX



PRODUCT FINDER



SURFACE RANGE



COMPANY



COLLECTIONS

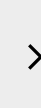


- 3D WALL
- CONCRETE & RESIN LOOK
- MARBLE LOOK
- STONE LOOK
- WOOD LOOK

LARGE SIZES



SLABS FOR COUNTERTOPS & FURNITURE



BATHROOM FURNITURE & TABLES



FACADES



TECHNICAL SPECIFICATIONS



Boost Stone

Porcelain Tiles

DECOR RANGE



A7C3 Boost Stone White
Mosaico Brick
30x60 cm - 11¹/₄"x23³/₈"

A7C4 Boost Stone Ivory
Mosaico Brick
30x60 cm - 11¹/₄"x23³/₈"



A7C8 Boost Stone Pearl
Mosaico Brick
30x60 cm - 11¹/₄"x23³/₈"

A7C5 Boost Stone Cream
Mosaico Brick
30x60 cm - 11¹/₄"x23³/₈"



A7C9 Boost Stone Grey
Mosaico Brick
30x60 cm - 11¹/₄"x23³/₈"

A7C6 Boost Stone Clay
Mosaico Brick
30x60 cm - 11¹/₄"x23³/₈"




A7DA Boost Stone Smoke
Mosaico Brick
30x60 cm - 11¹/₄"x23³/₈"

A7C7 Boost Stone Taupe
Mosaico Brick
30x60 cm - 11¹/₄"x23³/₈"



A7DC Boost Stone Tarmac
Mosaico Brick
30x60 cm - 11¹/₄"x23³/₈"

A7DB Boost Stone Tobacco
Mosaico Brick
30x60 cm - 11¹/₄"x23³/₈"



A 3,9x60 cm - 1¹/₂"x23³/₈"
B 1,7x60 cm - 5¹/₈"x23³/₈"
C 4,6x60 cm - 1¹/₄"x23³/₈"



A7DD Boost Stone White
Mosaico Matte
30x30 cm - 11¹/₄"x11¹/₄"

A7DI Boost Stone Pearl
Mosaico Matte
30x30 cm - 11¹/₄"x11¹/₄"

A7DJ Boost Stone Grey
Mosaico Matte
30x30 cm - 11¹/₄"x11¹/₄"

A7DK Boost Stone Smoke
Mosaico Matte
30x30 cm - 11¹/₄"x11¹/₄"

A7DM Boost Stone Tarmac
Mosaico Matte
30x30 cm - 11¹/₄"x11¹/₄"



A7DE Boost Stone Ivory
Mosaico Matte
30x30 cm - 11¹/₄"x11¹/₄"

A7DF Boost Stone Cream
Mosaico Matte
30x30 cm - 11¹/₄"x11¹/₄"

A7DG Boost Stone Clay
Mosaico Matte
30x30 cm - 11¹/₄"x11¹/₄"

A7DH Boost Stone Taupe
Mosaico Matte
30x30 cm - 11¹/₄"x11¹/₄"

A7DL Boost Stone Tobacco
Mosaico Matte
30x30 cm - 11¹/₄"x11¹/₄"



A67I Boost Stone White
Mosaico Hex
25x28,5 cm - 9⁷/₈"x11¹/₄"

A7CY Boost Stone Pearl
Mosaico Hex
25x28,5 cm - 9⁷/₈"x11¹/₄"

A7CZ Boost Stone Grey
Mosaico Hex
25x28,5 cm - 9⁷/₈"x11¹/₄"

A7CØ Boost Stone Smoke
Mosaico Hex
25x28,5 cm - 9⁷/₈"x11¹/₄"

A7C2 Boost Stone Tarmac
Mosaico Hex
25x28,5 cm - 9⁷/₈"x11¹/₄"




A7CU Boost Stone Ivory
Mosaico Hex
25x28,5 cm - 9⁷/₈"x11¹/₄"

A7CV Boost Stone Cream
Mosaico Hex
25x28,5 cm - 9⁷/₈"x11¹/₄"


A7CW Boost Stone Clay
Mosaico Hex
25x28,5 cm - 9⁷/₈"x11¹/₄"

A7CX Boost Stone Taupe
Mosaico Hex
25x28,5 cm - 9⁷/₈"x11¹/₄"

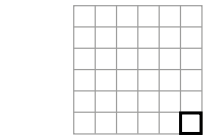
A7C1 Boost Stone Tobacco
Mosaico Hex
25x28,5 cm - 9⁷/₈"x11¹/₄"



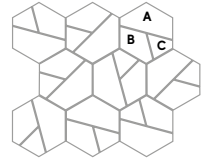
A7DO Boost Stone
Mosaico Cube Warm
30x30 cm - 11¹/₄"x11¹/₄"
Warm:
Boost Stone Cream
Boost Stone Clay
Boost Stone Ivory
Boost Pro Ivory



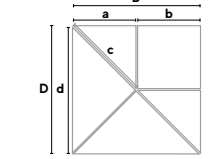
A7DN Boost Stone
Mosaico Cube Cold
30x30 cm - 11¹/₄"x11¹/₄"
Cold:
Boost Stone Smoke
Boost Stone Grey
Boost Stone Pearl
Boost Pearl



4,8x4,8 cm - 1⁷/₈"x1⁷/₈"



A 9,7x3,8 cm - 3⁷/₈"x1¹/₂"
B 4,8x3,8 cm - 1⁷/₈"x1¹/₂"
C 4,6x3,6 cm - 1¹/₄"x1¹/₈"



A 29,8 cm - 11¹/₄"
a 14,6 cm - 5³/₄"
b 14,8 cm - 5⁷/₈"
c 20,8 cm - 8¹/₄"
D 29,8 cm - 11¹/₄"
d 29,5 cm - 11¹/₈"

INDEX

PRODUCT FINDER

SURFACE RANGE

COMPANY

COLLECTIONS

- 3D WALL
- CONCRETE & RESIN LOOK
- MARBLE LOOK
- STONE LOOK
- WOOD LOOK

LARGE SIZES

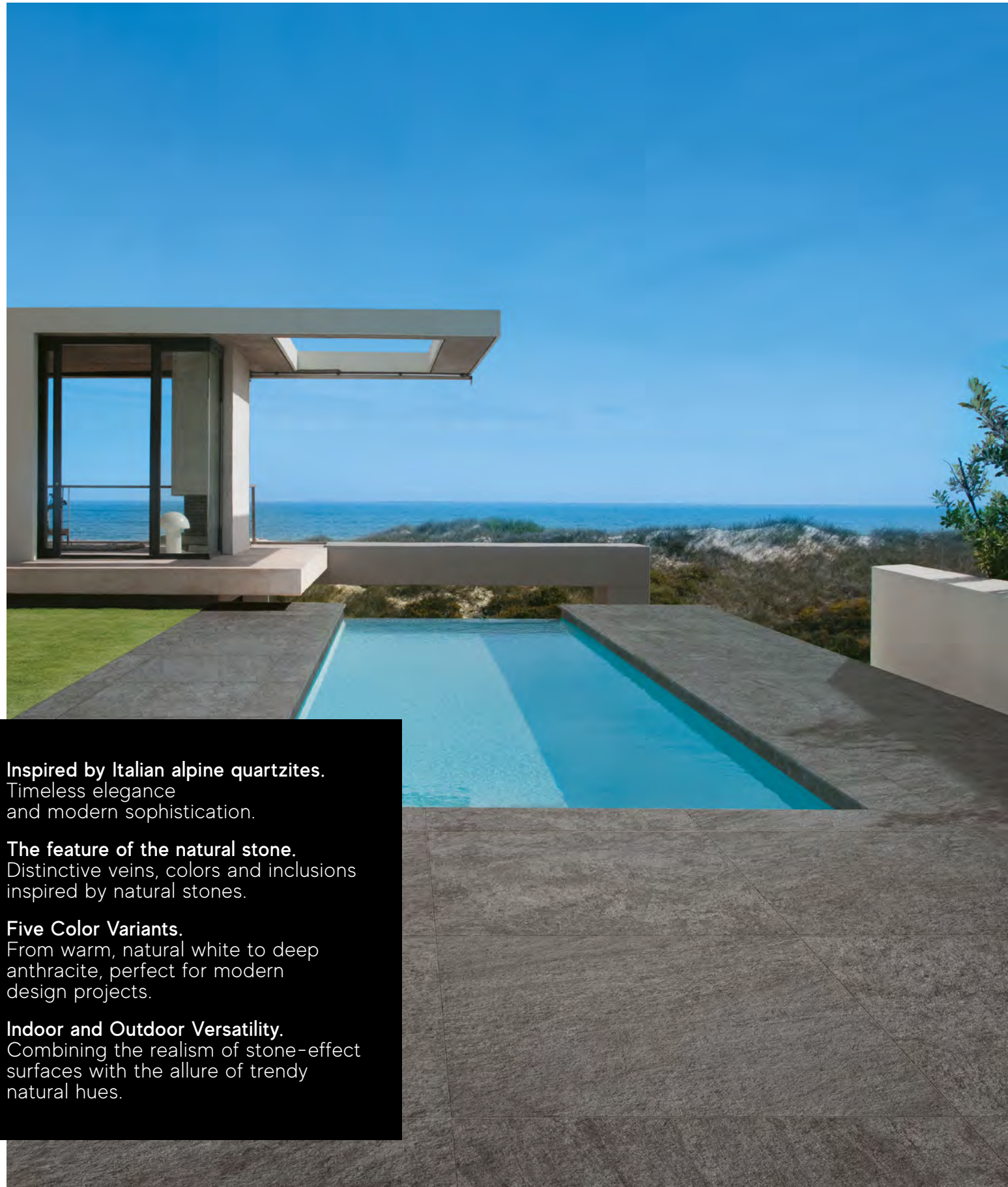
SLABS FOR COUNTERTOPS & FURNITURE

BATHROOM FURNITURE & TABLES

FACADES

TECHNICAL SPECIFICATIONS

Brave



Inspired by Italian alpine quartzites.
Timeless elegance and modern sophistication.

The feature of the natural stone.
Distinctive veins, colors and inclusions inspired by natural stones.

Five Color Variants.
From warm, natural white to deep anthracite, perfect for modern design projects.

Indoor and Outdoor Versatility.
Combining the realism of stone-effect surfaces with the allure of trendy natural hues.



COLLECTION CATALOG

- Floor
- Wall
- Decors
- Outdoor
- Bathroom furniture
- Facades




Porcelain Tiles RECTIFIED MONOCALIBER

| Sizes | Thickness | Surface finish |
|------------------------------|-----------|-----------------------|
| 75x150 cm - 29 1/2" x 59" | ± 9 mm | Matte Sensitech R10 B |
| 60x60 cm - 23 5/8" x 23 5/8" | ± 9 mm | Matte Sensitech R10 B |
| 30x60 cm - 11 3/4" x 23 5/8" | ± 9 mm | Matte Sensitech R10 B |

OUTDOOR AND WET AREAS

| | | |
|-------------------------------|---------|-------------------------|
| 30x60 cm - 11 3/4" x 23 5/8" | ± 9 mm | Grip Sensitech R11 C |
| 60x120 cm - 23 5/8" x 47 1/4" | ± 20 mm | Outdoor Sensitech R11 C |
| 60x60 cm - 23 5/8" x 23 5/8" | ± 20 mm | Outdoor Sensitech R11 C |




Wall Tiles RECTIFIED MONOCALIBER

| Sizes | Thickness | Surface finish |
|------------------------------|-----------|----------------|
| 40x80 cm - 15 3/4" x 31 1/2" | ± 8,5 mm | Matte |

3D WALL TILES

| | | |
|------------------------------|---------|-------|
| 40x80 cm - 15 3/4" x 31 1/2" | ± 10 mm | Matte |
|------------------------------|---------|-------|



INDEX



PRODUCT FINDER



SURFACE RANGE



COMPANY



COLLECTIONS



- 3D WALL
- CONCRETE & RESIN LOOK
- MARBLE LOOK
- STONE LOOK
- WOOD LOOK

LARGE SIZES



SLABS FOR COUNTERTOPS & FURNITURE



BATHROOM FURNITURE & TABLES



FACADES




TECHNICAL SPECIFICATIONS



Brave

Porcelain Tiles


DECOR RANGE




A1FM Brave Gypsum
Mosaico
30x30 - 1 1/4"x1 1/4"



A1FO Brave Grey
Mosaico
30x30 - 1 1/4"x1 1/4"



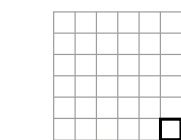
A1FQ Brave Coke
Mosaico
30x30 - 1 1/4"x1 1/4"



A1FN Brave Pearl
Mosaico
30x30 - 1 1/4"x1 1/4"



A1FP Brave Earth
Mosaico
30x30 - 1 1/4"x1 1/4"



4,8x4,8 cm - 1 7/8"x1 7/8"



A 19,9x7,1 cm - 7 7/8"x2 7/8"
B 38,6x7,1 cm - 15 1/8"x2 7/8"



A1F1 Brave Gypsum
Brick 3D ⁽¹⁾
29x59 - 1 1/8"x23 1/4"



A1F2 Brave Pearl
Brick 3D ⁽¹⁾
29x59 - 1 1/8"x23 1/4"



A1F3 Brave Grey
Brick 3D ⁽¹⁾
29x59 - 1 1/8"x23 1/4"



A1F4 Brave Earth
Brick 3D ⁽¹⁾
29x59 - 1 1/8"x23 1/4"



A1F5 Brave Coke
Brick 3D ⁽¹⁾
29x59 - 1 1/8"x23 1/4"

Wall Tiles

MATTE SURFACE

Wall



± 8,5 mm
40x80 cm - 15 3/4"x31 1/2"
8BWU Brave Gypsum
8BWL Brave Pearl



± 10 mm 3D WALL
40x80 cm - 15 3/4"x31 1/2"
8BDG Brave 3D Wave Gypsum
8BDP Brave 3D Wave Pearl
8BBG Brave 3D Blade Gypsum



GYPSUM



PEARL



3D WAVE GYPSUM



3D WAVE PEARL



3D BLADE GYPSUM

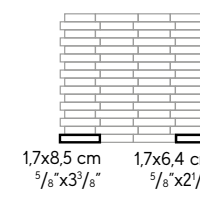
DECOR RANGE



9BBG Brave Gypsum
Mosaic
30,5x30,5 - 12"x12"



9BBP Brave Pearl
Mosaic
30,5x30,5 - 12"x12"



1,7x8,5 cm - 5/8"x3 3/8"
1,7x6,4 cm - 5/8"x2 1/2"

TRIM TILES

LBSU Brave Gypsum
Spigolo 0,8
0,8x20 cm - 3/8"x7 7/8"

LBSL Brave Pearl
Spigolo 0,8
0,8x20 cm - 3/8"x7 7/8"

A1BU Brave Gypsum
Spigolo 0,8 A.E.
0,8x0,8 cm - 3/8"x3/8"

A1BL Brave Pearl
Spigolo 0,8 A.E.
0,8x0,8 cm - 3/8"x3/8"

3D TRIM TILES

LB1G Brave Gypsum
Spigolo 10mm * ⁽¹⁾
1x20 cm - 3/8"x7 7/8"

LB1R Brave Pearl
Spigolo 10mm * ⁽¹⁾
1x20 cm - 3/8"x7 7/8"

⁽¹⁾ Multi-thickness mosaic, close joint installation without grouting. - Mosaico multispessore, posa senza stuccatura a giunto unito. - Mosaïque multi-épaisseur, pose sans mastic avec joint nul. - Mosaik mit verschieden Stärken, fugenlose Verlegung ohne Mörtel. - Mosaico multiespesor, colocación sin mástique y sin juntas. - Мозаика разной толщины; укладка встык без затирки швов.

⁽²⁾ The decoration can only be laid on the wall - Il decoro si può posare solo a rivestimento - Décor uniquement mural - Das Dekor kann nur an der Wand verlegt werden. La decoración se puede colocar únicamente en paredes - Декор может быть уложен только на стену.

* These parts are supplied to order - I pezzi sono disponibili su ordinazione - Les pièces sont disponibles sur commande - Die Teile sind auf Bestellung lieferbar - Las piezas se hacen por encargo - Изготавливаются на заказ

⁽¹⁾ The 10 mm edge matches three-dimensional wall tiles having a 10-11 mm thickness - Lo spigolo 10 mm si abbinna a rivestimenti tridimensionali di spessore 10-11 mm - Le bord 10 mm s'adapte aux revêtements tridimensionnels épaisseur 10-11 mm - Die 10 mm Kante ist mit dreidimensionalen Wandfliesen mit einer Dicke von 10-11 mm kombinierbar - La arista de 10 mm se combina con revestimientos tridimensionales de 10 -11 mm de grosor - Угловой элемент 10 мм сочетается с трехмерной настенной плиткой толщиной 10-11 мм

INDEX



PRODUCT
FINDER



SURFACE
RANGE



COMPANY



COLLECTIONS




3D WALL
CONCRETE & RESIN LOOK
MARBLE LOOK
STONE LOOK
WOOD LOOK


LARGE SIZES



SLABS FOR
COUNTERTOPS
& FURNITURE



BATHROOM
FURNITURE
& TABLES



FACADES



TECHNICAL
SPECIFICATIONS



Lims



Inspired by global limestone selections.
Experience the seamless blend of nature and design.

Variety and detail.
Featuring a wide range of graphics and rich details.

Contemporary style.
Essential and welcoming, perfect for modern spaces.

Warm and natural tones.
Achieve stylistic harmony in residential, commercial, and hospitality spaces.



DISCOVER MORE

- Floor
- Wall
- Decors
- Outdoor
- Bathroom furniture
- Facades



Porcelain Tiles RECTIFIED MONOCALIBER

| Sizes | Thickness | Surface finish |
|---------------------------------|-----------|------------------------------|
| 120x278 cm - 47 1/4" x 109 1/2" | ± 6 mm | Matte R9 A |
| 120x120 cm - 47 1/4" x 47 1/4" | ± 9 mm | Matte Sensitech R10 B |
| 75x150 cm - 29 1/2" x 59" | ± 9 mm | Matte Sensitech R10 B |

LARGE SIZES P. 296


OUTDOOR AND WET AREAS

| | | |
|-------------------------------|---------|--------------------------------|
| 60x120 cm - 23 5/8" x 47 1/4" | ± 20 mm | Outdoor Sensitech R11 C |
| 60x60 cm - 23 5/8" x 23 5/8" | ± 20 mm | Outdoor Sensitech R11 C |



Wall Tiles RECTIFIED MONOCALIBER

| Sizes | Thickness | Surface finish |
|------------------------------|-----------|----------------|
| 40x80 cm - 15 3/4" x 31 1/2" | ± 8,5 mm | Matte |
| 3D WALL TILES | | |
| 40x80 cm - 15 3/4" x 31 1/2" | ± 10 mm | Matte |



INDEX



PRODUCT FINDER



SURFACE RANGE



COMPANY



COLLECTIONS



3D WALL
CONCRETE & RESIN LOOK
MARBLE LOOK
STONE LOOK
WOOD LOOK

LARGE SIZES



SLABS FOR COUNTERTOPS & FURNITURE



BATHROOM FURNITURE & TABLES



FACADES



TECHNICAL SPECIFICATIONS



Lims

Wall Tiles

MATTE SURFACE

Wall



± 8.5 mm

40x80 cm - 15³/₈"x31¹/₂"

A3HO Lims Ivory

A3HP Lims Beige



± 10 mm 3D WALL

40x80 cm - 15³/₈"x31¹/₂"

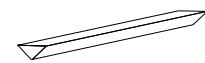
A3HR Lims 3D Wallpaper Ivory

A3HS Lims 3D Wallpaper Beige

A3HT Lims 3D Way Ivory

A3HU Lims 3D Way Beige

TRIM TILES



1.4x40 cm - 5⁵/₈"x15³/₈"

A3HV Lims Ivory Corner 40 *

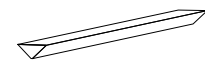
A3HW Lims Beige Corner 40 *



1.4x1.4 cm - 5⁵/₈"x5⁵/₈"

A3HZ Lims Ivory Corner A.E. *

A3HØ Lims Beige Corner A.E. *



1.4x40 cm - 5⁵/₈"x15³/₈"

A3HX Lims 3D Wallpaper Ivory Corner 40 *

A3HY Lims 3D Wallpaper Beige Corner 40 *

* These parts are supplied to order - I pezzi sono disponibili su ordinazione - Les pièces sont disponibles sur commande - Die Teile sind auf Bestellung lieferbar - Las piezas se hacen por encargo - Изготавливаются на заказ




V2 Slight Variation



IVORY




BEIGE



3D WALLPAPER IVORY



3D WALLPAPER BEIGE



3D WAY IVORY



3D WAY BEIGE



INDEX



PRODUCT FINDER



SURFACE RANGE



COMPANY



COLLECTIONS

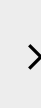


3D WALL
CONCRETE & RESIN LOOK
MARBLE LOOK
STONE LOOK
WOOD LOOK


LARGE SIZES



SLABS FOR COUNTERTOPS & FURNITURE



BATHROOM FURNITURE & TABLES



FACADES



TECHNICAL SPECIFICATIONS



Norde



Bold Quartzite Effect.
Strong, dynamic personality.

High Accuracy.
Meticulous, realistic reproduction.

Seamless Integration.
Blends indoor and outdoor.

Outdoor selection.
Unique decors range for customized and modern outdoor flooring.






COLLECTION CATALOG



VIDEO

- Floor
- Wall
- Decors
- Outdoor
- Bathroom furniture
- Facades



Porcelain Tiles RECTIFIED MONOCALIBER

| Sizes | Thickness | Surface finish |
|---|-----------|---------------------------------------|
| 60x120 cm - 23 ⁵ / ₈ "x47 ¹ / ₄ " | ± 9 mm | Matte Sensitech R10 B |
| 60x60 cm - 23 ⁵ / ₈ "x23 ⁵ / ₈ " | ± 9 mm | Matte Sensitech R10 B |
| 30x60 cm - 11 ³ / ₄ "x23 ⁵ / ₈ " | ± 9 mm | Matte Sensitech R10 B |

OUTDOOR AND WET AREAS

| | | |
|---|---------|---|
| 30x60 cm - 11 ³ / ₄ "x23 ⁵ / ₈ " | ± 9 mm | Roccia R12 C |
| 60x120 cm - 23 ⁵ / ₈ "x47 ¹ / ₄ " | ± 9 mm | Grip Sensitech R11 C |
| 60x120 cm - 23 ⁵ / ₈ "x47 ¹ / ₄ " | ± 20 mm | Outdoor Sensitech R11 C |
| 60x90 cm - 23 ⁵ / ₈ "x35 ³ / ₈ " | ± 20 mm | Outdoor Sensitech R11 C |
| 60x60 cm - 23 ⁵ / ₈ "x23 ⁵ / ₈ " | ± 20 mm | Outdoor Sensitech R11 C |
| 80x80 cm - 31 ¹ / ₂ "x31 ¹ / ₂ " | ± 20 mm | Outdoor Sensitech R11 C |

INDEX



PRODUCT FINDER



SURFACE RANGE



COMPANY



COLLECTIONS



- 3D WALL
- CONCRETE & RESIN LOOK
- MARBLE LOOK
- STONE LOOK
- WOOD LOOK

LARGE SIZES



SLABS FOR COUNTERTOPS & FURNITURE



BATHROOM FURNITURE & TABLES



FACADES



TECHNICAL SPECIFICATIONS



Norde

Porcelain Tiles

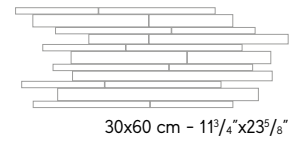
DECOR RANGE



A59P Norde Magnesio Brick
30x60 - 1 1/4" x 23 3/8"



A59Q Norde Oro Brick
30x60 - 1 1/4" x 23 3/8"




A59R Norde Platino Brick
30x60 - 1 1/4" x 23 3/8"




A59S Norde Piombo Brick
30x60 - 1 1/4" x 23 3/8"




A59L Norde Magnesio Mosaico
30x30 - 1 1/8" x 1 1/8"



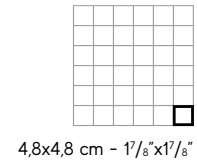
A59M Norde Oro Mosaico
30x30 - 1 1/8" x 1 1/8"



A59N Norde Platino Mosaico
30x30 - 1 1/8" x 1 1/8"



A59O Norde Piombo Mosaico
30x30 - 1 1/8" x 1 1/8"



A58U Norde Magnesio
Composizione Palladiana Grip Sensitech ⁽¹⁾ ⁽²⁾



A58V Norde Oro
Composizione Palladiana Grip Sensitech ⁽¹⁾ ⁽²⁾



A58W Norde Platino
Composizione Palladiana Grip Sensitech ⁽¹⁾ ⁽²⁾



A58X Norde Piombo
Composizione Palladiana Grip Sensitech ⁽¹⁾ ⁽²⁾

INDEX



PRODUCT FINDER



SURFACE RANGE



COMPANY



COLLECTIONS



- 3D WALL
- CONCRETE & RESIN LOOK
- MARBLE LOOK
- STONE LOOK
- WOOD LOOK

LARGE SIZES



SLABS FOR COUNTERTOPS & FURNITURE



BATHROOM FURNITURE & TABLES



FACADES



TECHNICAL SPECIFICATIONS



⁽¹⁾ Minimum order: 8 m². Variable tessera size and shape with tumbled edge. We recommend installation with a joint of no less than 10 mm. - Ordine minimo di 8 mq. Dimensione e forma delle tessere variabile con bordo burattato. Si consiglia posa con fuga non inferiore a 10mm. - Commande minimum: 8 mètres carrés. Dimensions et forme des tesselles variables avec bord tamisé. Pose conseillée avec un joint non inférieur à 10mm. - Mindestbestellmenge 8 qm. Abmessung und Form der Steine sind unterschiedlich, aber alle weisen getrimmte Kanten auf. Für die Verlegung wird eine Fugenbreite von nicht weniger als 10 mm empfohlen. - Pedido mínimo de 8 m². Tamaño y forma variable de los mosaicos con borde bruñido. Se recomienda colocación con junta de no menos de 10 mm. - Минимальный объем заказа - 8 кв.м. Размер и форма chips варьируются, chips имеют выщербленные края. Рекомендуется укладка с межплиточным швом не менее 10 мм.

⁽²⁾ Example of layout measuring about 1 m². - Esempio di posato corrispondente a circa 1 mq. - Exemple de produit posé correspondant à 1 mètre carré environ. - Verlegebeispiel für circa 1 qm. - Ejemplo de colocación correspondiente aproximadamente a 1 m². - Пример укладки, соответствующий примерно 1 кв.м.

Norde

Porcelain Tiles

DECOR RANGE



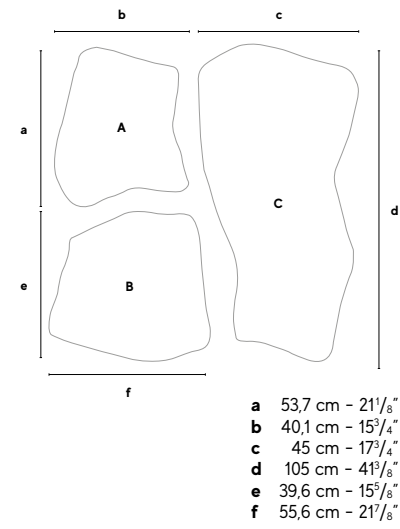
A58M Norde Magnesio Path A+B 20 mm Outdoor [Sensitech](#) ⁽¹⁾
54x54 - 21¹/₄"x21¹/₄"

A58Q Norde Magnesio Path C 20 mm Outdoor [Sensitech](#) ⁽¹⁾
55x109 - 21¹/₈"x42¹/₈"



A58N Norde Oro Path A+B 20mm Outdoor [Sensitech](#) ⁽¹⁾
54x54 - 21¹/₄"x21¹/₄"

A58R Norde Oro Path C 20mm Outdoor [Sensitech](#) ⁽¹⁾
55x109 - 21¹/₈"x42¹/₈"



A58O Norde Platino Path A+B 20 mm Outdoor [Sensitech](#) ⁽¹⁾
54x54 - 21¹/₄"x21¹/₄"


A58S Norde Platino Path C 20 mm Outdoor [Sensitech](#) ⁽¹⁾
55x109 - 21¹/₈"x42¹/₈"



A58P Norde Piombo Path A+B 20mm Outdoor [Sensitech](#) ⁽¹⁾
54x54 - 21¹/₄"x21¹/₄"

A58T Norde Piombo Path C 20mm Outdoor [Sensitech](#) ⁽¹⁾
55x109 - 21¹/₈"x42¹/₈"

⁽¹⁾ We recommend "dry" installation on gravel and/or grass. - Si consiglia posa "a secco" su ghiaia e/o erba. - Pose « à sec » sur gravillons et/ou herbe conseillée. - Es wird eine Trockenverlegung auf Kies bzw. Rasen empfohlen. - Se recomienda colocación «en seco» sobre grava o hierba. - Рекомендуется «сухая» укладка на гравий и/или траву.



INDEX



PRODUCT
FINDER



SURFACE
RANGE



COMPANY



COLLECTIONS



3D WALL
CONCRETE & RESIN LOOK
MARBLE LOOK
STONE LOOK
WOOD LOOK

LARGE SIZES



SLABS FOR
COUNTERTOPS
& FURNITURE



BATHROOM
FURNITURE
& TABLES



FACADES



TECHNICAL
SPECIFICATIONS



Axi



Aged wood.
Characterized by the natural effects of time and weather.


Deep details.
Golden Oak Color embellished with Knots and irregular veins.



DISCOVER MORE

Floor

Wall



Porcelain Tiles RECTIFIED MONOCALIBER

MATTE SURFACE

Floor

Wall

± 9 mm
22,5x90 cm - 8 7/8" x 35 3/8"
AS3C Axi Golden Oak



Matte ± 9 mm



R10 B Matte ± 9 mm

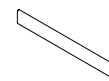


V3 Moderate Variation

GOLDEN OAK

TRIM TILES P. 292

Battiscopa



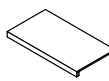
7,2x90 cm
2 7/8" x 35 3/8"

Matte

Golden Oak

ANLJ

Scalino *

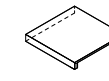


22,5x90 cm
8 7/8" x 35 3/8"

Matte

ANLP

Scalino Ang.*



22,5x22,5 cm
8 7/8" x 8 7/8"

Matte

DX
ANLW

SX
ANL5

Battiscopa Sag. Scala *



7,2x30 cm
2 7/8" x 11 7/8"

Matte

DX
ANMB

SX
ANMJ

Davanzale / Soglia *



max 315x50 H 4 cm
124"x19 1/2" H 1 1/2"

Matte

*

* These parts are supplied to order - I pezzi sono disponibili su ordinazione - Les pièces sont disponibles sur commande - Die Teile sind auf Bestellung lieferbar - Las piezas se hacen por encargo - Изготавливаются на заказ

INDEX



PRODUCT FINDER



SURFACE RANGE



COMPANY



COLLECTIONS



3D WALL
CONCRETE & RESIN LOOK
MARBLE LOOK
STONE LOOK
WOOD LOOK

LARGE SIZES



SLABS FOR COUNTERTOPS & FURNITURE



BATHROOM FURNITURE & TABLES



FACADES



TECHNICAL SPECIFICATIONS



Entice



Oak Effect.
Embrace the timeless beauty with tone-on-tone shades.

Two Selections:
Choose between Natural and Elegant, with or without knots.

Sophisticated color range.







COLLECTION CATALOG



VIDEO

- Floor
- Wall
- Outdoor



Porcelain Tiles RECTIFIED MONOCALIBER

NATURAL

| Sizes | Thickness | Surface finish |
|----------------------------|-----------|------------------------------|
| 18,5x150 cm - 7 1/4"x59" | ± 9 mm | Matte Sensitech R10 B |
| 20x120 cm - 7 7/8"x47 1/4" | ± 9 mm | Matte Sensitech R10 B |

OUTDOOR AND WET AREAS

| | | |
|-----------------------------|---------|--------------------------------|
| 20x120 cm - 7 7/8"x47 1/4" | ± 9 mm | Grip Sensitech R11 C |
| 30x120 cm - 11 3/4"x47 1/4" | ± 20 mm | Outdoor Sensitech R11 C |

ELEGANT

| Sizes | Thickness | Surface finish |
|--------------------------|-----------|-------------------|
| 18,5x150 cm - 7 1/4"x59" | ± 9 mm | Matte R9 A |

INDEX



PRODUCT FINDER



SURFACE RANGE



COMPANY



COLLECTIONS



3D WALL
CONCRETE & RESIN LOOK
MARBLE LOOK
STONE LOOK
WOOD LOOK

LARGE SIZES



SLABS FOR COUNTERTOPS & FURNITURE



BATHROOM FURNITURE & TABLES



FACADES



TECHNICAL SPECIFICATIONS



Entice

Porcelain Tiles



H HEAVY TRAFFIC
Matte ± 9 mm
Matte Sensitech ± 9 mm
Grip Sensitech ± 9 mm
Outdoor Sensitech ± 20 mm

R9 A Matte ± 9 mm ELEGANT
R10 B Matte Sensitech ± 9 mm NATURAL
R11 C Grip Sensitech ± 9 mm
R11 C Outdoor Sensitech ± 20 mm

V2 Slight Variation

MATTE SURFACE - NATURAL

Floor Wall



Sensitech
± 9 mm
18,5x150 cm - 7 1/4" x 59"
A8X6 Entice Pale Oak Natural
A8X7 Entice Copper Oak Natural
A8X9 Entice Browned Oak Natural
A8YA Entice Ash Oak Natural

Sensitech
± 9 mm
20x120 cm - 7 7/8" x 47 1/4"
A841 Entice Pale Oak Natural
A84Y Entice Copper Oak Natural
A84Z Entice Browned Oak Natural
A84Ø Entice Ash Oak Natural

GRIP SURFACE

Sensitech
± 9 mm
20x120 cm - 7 7/8" x 47 1/4"
A842 Entice Pale Oak Natural Grip
A843 Entice Copper Oak Natural Grip
A844 Entice Browned Oak Natural Grip
A845 Entice Ash Oak Natural Grip

OUTDOOR ± 20 mm


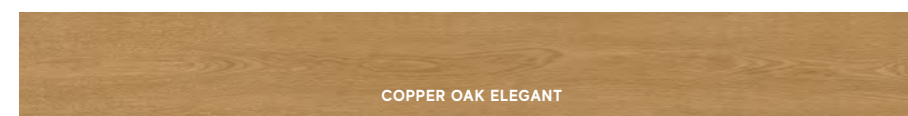
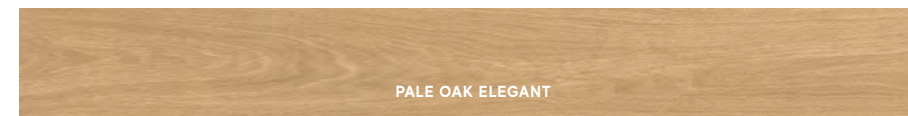
Outdoor

Sensitech
± 20 mm
30x120 cm - 11 3/4" x 47 1/4"
A9DD Entice Pale Oak Natural 20 mm
A9DE Entice Copper Oak Natural 20 mm
A9DF Entice Browned Oak Natural 20 mm
A9DG Entice Ash Oak Natural 20 mm

Sensitech P. 380

MATTE SURFACE - ELEGANT

Floor Wall



Sensitech
± 9 mm
18,5x150 cm - 7 1/4" x 59"
A8YB Entice Pale Oak Elegant
A8YC Entice Copper Oak Elegant
A8YD Entice Browned Oak Elegant
A8YE Entice Ash Oak Elegant

TRIM TILES P. 292

| | Battiscopa | | Scalino * | | Battiscopa Sag. Scala * | | Davanzale / Soglia * | Elemento L * |
|---------------------|-------------------------------------|---|------------------------|----------------------------|---|---|--|---|
| | 7,2x150 cm 2 1/8" x 59" Matte | 6,5x120 cm 2 1/2" x 47 1/4" Matte | 33x150 cm 13" x 59" | 33x120 cm 13" x 47 1/4" | DX 7,2x30 cm 2 1/8" x 1 1/4" Matte | SX 7,2x30 cm 2 1/8" x 1 1/4" Matte | max 315x50 H.4 cm 124" x 19 1/2" H. 1 1/2" Matte | 20x120 H.4 cm 7 7/8" x 59" H. 1 1/2" Grip |
| Pale Oak Natural | A85B | AHAB | AFIØ | AFI9 | A85N | A85J | • | AFJD |
| Copper Oak Natural | A85C | AHAA | AFI1 | AFJA | A85O | A85K | • | AFJE |
| Browned Oak Natural | A85D | AG95 | AFI3 | AFJB | A85P | A85L | • | AFJF |
| Ash Oak Natural | A85E | AG94 | AFI4 | AFJC | A85Q | A85M | • | AFJG |
| Pale Oak Elegant | A85F | - | AFI5 | - | - | - | • | - |
| Copper Oak Elegant | A85G | - | AFI6 | - | - | - | • | - |
| Browned Oak Elegant | A85H | - | AFI7 | - | - | - | • | - |
| Ash Oak Elegant | A85I | - | AFI8 | - | - | - | • | - |

* These parts are supplied to order - I pezzi sono disponibili su ordinazione - Les pièces sont disponibles sur commande - Die Teile sind auf Bestellung lieferbar - Las piezas se hacen por encargo - Изготавливаются на заказ

INDEX



PRODUCT FINDER



SURFACE RANGE



COMPANY



COLLECTIONS

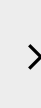


3D WALL
CONCRETE & RESIN LOOK
MARBLE LOOK
STONE LOOK
WOOD LOOK

LARGE SIZES



SLABS FOR COUNTERTOPS & FURNITURE



BATHROOM FURNITURE & TABLES



FACADES



TECHNICAL SPECIFICATIONS



Etic



Untreated wood essences.
Delicate color and fine structure.



DISCOVER
MORE

Floor Wall Decors



Porcelain Tiles RECTIFIED MONOCALIBER

MATTE SURFACE

Floor Wall

± 9 mm
22,5x90 cm - 8 7/8" x 35 1/8"
AJ8D Etic Rovere



Matte ± 9 mm



R9 A Matte ± 9 mm



V3 Moderate Variation
Rovere

DECOR RANGE



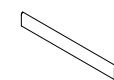
AM8D Etic Rovere
Tatami
22,5x90 - 8 7/8" x 35 1/8"



2,3x90 cm - 7 1/8" x 35 1/8"

TRIM TILES P. 292

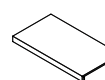
Battiscopa



7,2x90 cm
2 7/8" x 35 1/8"
Matte

AM76

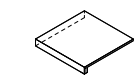
Scalino *



22,5x90 cm
8 7/8" x 35 1/8"
Matte

AM97

Scalino Ang.*



22,5x22,5 cm
8 7/8" x 8 7/8"
Matte

DX
ANAF

SX
ANCW

Battiscopa Sag. Scala *

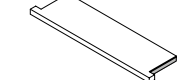


7,2x30 cm
2 7/8" x 11 1/4"
Matte

DX
ANCH

SX
ANCO

Davanzale / Soglia *



max 315x50 H 4 cm
124" x 19 1/8" H 1 1/8"
Matte

*

* These parts are supplied to order - I pezzi sono disponibili su ordinazione - Les pièces sont disponibles sur commande - Die Teile sind auf Bestellung lieferbar - Las piezas se hacen por encargo - Изготавливаются на заказ

INDEX



PRODUCT
FINDER



SURFACE
RANGE



COMPANY



COLLECTIONS



3D WALL
CONCRETE & RESIN LOOK
MARBLE LOOK
STONE LOOK
WOOD LOOK

LARGE SIZES



SLABS FOR
COUNTERTOPS
& FURNITURE



BATHROOM
FURNITURE
& TABLES



FACADES




TECHNICAL
SPECIFICATIONS



Etic Pro



Rovere Venice.
A reinterpretation of the "Briccola" of Venice lagoon.
Indoor and Outdoor versatility.



ROVERE VENICE



ROVERE VENICE

Porcelain Tiles RECTIFIED MONOCALIBER

MATTE SURFACE

± 9 mm

25x150 cm - 9⁷/₈"x59"

AV41 Etic Rovere Venice

± 9 mm

22,5x90 cm - 8⁷/₈"x35³/₈"

AV4M Etic Rovere Venice

OUTDOOR ± 20 mm

± 20 mm

30x120 cm - 11¹/₄"x47¹/₄"

AV42 Etic Rovere Venice 20mm

H Matte ± 9 mm
Outdoor Sensitech ± 20 mm

R9 A Matte ± 9 mm
R11 C Outdoor Sensitech ± 20 mm

V3 Moderate
Variation



DISCOVER
MORE

Floor Wall Decors Outdoor

DECOR RANGE

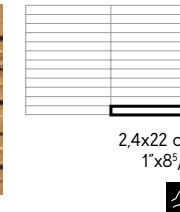


2,3x90 cm
7¹/₈"x35³/₈"

AWVZ Etic Rovere Venice
Tatami
22,5x90 - 8⁷/₈"x35³/₈"



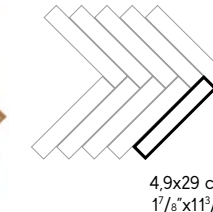
AWY1 Etic Rovere Venice
Industrial 3D (1)
44x28,5 - 17³/₈"x11¹/₄"



2,4x22 cm
1"x8³/₈"



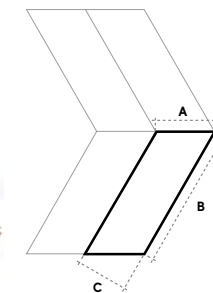
AWV3 Etic Rovere Venice
Herringbone
36,2x41,2 - 14¹/₈"x16¹/₈"




4,9x29 cm
1⁷/₈"x11¹/₈"



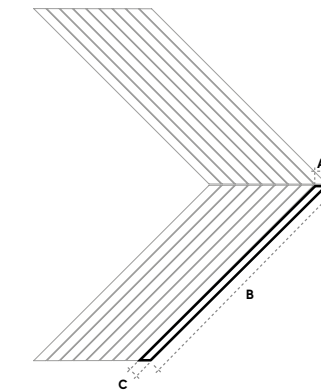
AWV7 Etic Rovere Venice
Chevron A+B
35x34,5 - 13³/₈"x13³/₈"



A 17 cm - 6³/₄"
B 39,8 cm - 15⁵/₈"
C 14,7 cm - 5³/₄"



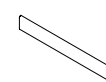
AWYE Etic Rovere Venice
Chevron Tatami A+B
74x22,2 - 29¹/₈"x8⁵/₈"



A 3,2 cm - 1¹/₄"
B 73,8 cm - 29"
C 2,3 cm - 7¹/₈"

TRIM TILES P. 292

Battiscopa



7,2x90 cm
2⁷/₈"x35³/₈"
Matte

AV68

Scalino *



22,5x90 cm
8⁷/₈"x35³/₈"
Matte

AV7Z

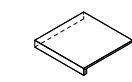
Scalino *



33x150 cm
13"x59"
Matte

AZFC

Scalino Ang.*



22,5x22,5 cm
8⁷/₈"x8⁷/₈"
Matte

DX AV78 SX AV73

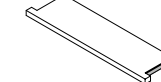
Battiscopa Sag. Scala *



7,2x30 cm
2⁷/₈"x11¹/₄"
Matte

DX AV8G SX AV8C

Davanzale / Soglia *



max 315x50 H.4 cm
124"x19¹/₂" H.1¹/₂"
Matte

.

* These parts are supplied to order - I pezzi sono disponibili su ordinazione - Les pièces sont disponibles sur commande - Die Teile sind auf Bestellung lieferbar - Las piezas se hacen por encargo - Изготавливаются на заказ

(1) Multi-thickness mosaic, close joint installation without grouting. - Mosaico multispessore, posa senza stuccatura a giunto unito. - Mosaïque multi-épaisseur, pose sans mastic avec joint nul. - Mosaik mit verschiedenen Stärken, fugenlose Verlegung ohne Mörtel. - Mosaico multiespesor, colocación sin mástico y sin juntas. - Мозаика разной толщины, укладка встык без затирки швов.

The decoration can only be laid on the wall - Il decoro si può posare solo a rivestimento - Décor uniquement mural - Das Dekor kann nur an der Wand verlegt werden
La decoración se puede colocar únicamente en paredes - Декор может быть уложен только на стену.



Exence

Porcelain Tiles



H HEAVY TRAFFIC
 Matte Sensitech ± 9 mm
 Grip Sensitech ± 9 mm
 Outdoor Sensitech ± 20 mm

R10 B Matte Sensitech ± 9 mm
R11 C Grip Sensitech ± 9 mm
R11 C Outdoor Sensitech ± 20 mm

V2 Slight Variation

MATTE SURFACE

Floor Wall



Sensitech
 ± 9 mm
 18,5x150 cm - 7 1/4" x 59"
 AOUH Exence Vanilla
 AL87 Exence Almond
 AL88 Exence Amber

Sensitech
 ± 9 mm
 20x120 cm - 7 7/8" x 47 1/4"
 AO47 Exence Vanilla
 AO48 Exence Almond
 AO49 Exence Amber

GRIP SURFACE


OUTDOOR ± 20 mm

Outdoor


Sensitech
 ± 9 mm
 18,5x150 cm - 7 1/4" x 59"
 AOUK Exence Vanilla Grip
 AOUI Exence Almond Grip
 AOIJ Exence Amber Grip

Sensitech
 ± 20 mm
 30x120 cm - 11 3/4" x 47 1/4"
 A2RY Exence Almond 20 mm
 A2RZ Exence Amber 20 mm

DECOR RANGE



AOUU Exence
 Vanilla Square
 56,1x56,1 - 22" x 22"



AOUV Exence
 Almond Square
 56,1x56,1 - 22" x 22"



AOUW Exence
 Amber Square
 56,1x56,1 - 22" x 22"



AOUR Exence
 Vanilla Tatami
 18,5x75 - 7 1/4" x 29 1/2"



AOUS Exence
 Almond Tatami
 18,5x75 - 7 1/4" x 29 1/2"



AOUT Exence
 Amber Tatami
 18,5x75 - 7 1/4" x 29 1/2"



AOUG Exence
 Vanilla Chevron
 32,5x45 - 12 3/4" x 17 3/4"




AMBJ Exence
 Almond Chevron
 32,5x45 - 12 3/4" x 17 3/4"



AMBL Exence
 Amber Chevron
 32,5x45 - 12 3/4" x 17 3/4"



3D WALL
 CONCRETE & RESIN LOOK
 MARBLE LOOK
 STONE LOOK
 WOOD LOOK



Heartwood



Exquisite aged parquet.
Evoke the charm of historic villas and palaces.


Rich surface.
Smoothed, planed, and polished oak.

Harmonic Shades.
From deep brown to blonde, honey to amber.



COLLECTION
CATALOG

- Floor
- Wall
- Decors



Porcelain Tiles RECTIFIED MONOCALIBER

| Sizes | Thickness | Surface finish |
|------------------------------|-----------|-----------------------|
| 18,5x150 cm - 7 1/4" x 59" | ± 9 mm | Matte Sensitech R10 B |
| 20x120 cm - 7 7/8" x 47 1/4" | ± 9 mm | Matte Sensitech R10 B |

INDEX

PRODUCT FINDER

SURFACE RANGE

COMPANY

COLLECTIONS

- 3D WALL
- CONCRETE & RESIN LOOK
- MARBLE LOOK
- STONE LOOK
- WOOD LOOK

LARGE SIZES

SLABS FOR COUNTERTOPS & FURNITURE

BATHROOM FURNITURE & TABLES

FACADES

TECHNICAL SPECIFICATIONS



Heartwood

Porcelain Tiles



MATTE SURFACE

Floor Wall



Sensitech
± 9 mm
18,5x150 cm - 7 1/4"x59"
AL68 Heartwood Malt
AL84 Heartwood Brandy
AL69 Heartwood Moka

Sensitech
± 9 mm
20x120 cm - 7 7/8"x47 1/4"
AL7E Heartwood Malt
AL85 Heartwood Brandy
AL7F Heartwood Moka

DECOR RANGE



AOYG Heartwood Malt
Mansion Weave
34,6x40 - 13 3/8"x15 1/4"



AOYH Heartwood Brandy
Mansion Weave
34,6x40 - 13 3/8"x15 1/4"



AOYJ Heartwood Moka
Mansion Weave
34,6x40 - 13 3/8"x15 1/4"




AO3K Heartwood Malt
Marble Chevron
29,4x28,7 - 11 5/8"x11 1/8"
Malt + Marvel Black Atlantis




AO3L Heartwood Brandy
Marble Chevron
29,4x28,7 - 11 5/8"x11 1/8"
Brandy + Marvel Black Atlantis




AOYI Heartwood Moka
Marble Chevron
29,4x28,7 - 11 5/8"x11 1/8"
Moka + Marvel Black Atlantis



AOYD Heartwood Malt Tatami
18,5x75 - 7 1/4"x29 1/2"



AOYE Heartwood Brandy Tatami
18,5x75 - 7 1/4"x29 1/2"



AOYF Heartwood Moka Tatami
18,5x75 - 7 1/4"x29 1/2"

TRIM TILES P. 292

Malt
Brandy
Moka

Battiscopa

7,2x150 cm
2 7/8"x59"

Matte

AMAH
AMAI
AMAJ

6,5x120 cm
2 1/2"x47 1/4"

Matte

AHAI
AHAH
AHAJ

Scalino *

33x150 cm
13"x59"

Matte

AMAK
AMAL
AMAM

Battiscopa Sag. Scala *

7,2x30 cm
2 7/8"x11 1/4"

Matte

| | |
|------|------|
| DX | SX |
| AMAW | AMAZ |
| AMAX | AMAØ |
| AMAY | AMA1 |

Davanzale / Soglia *

max 315x50 H.4 cm
124"x19 1/2" H.1 1/2"



Matte

•
•
•

* These parts are supplied to order - I pezzi sono disponibili su ordinazione - Les pièces sont disponibles sur commande - Die Teile sind auf Bestellung lieferbar - Las piezas se hacen por encargo - Изготавливаются на заказ



3D WALL
CONCRETE & RESIN LOOK
MARBLE LOOK
STONE LOOK
WOOD LOOK



Log



atlas concorde | ITLAS
MEETING TOGETHER

New oak effect.
Enhanced by the wood expertise of ITLAS.




Two Selections:
choose between Natural and Forest.

Atlas Concorde ID Skin.
The next level of texture details.

A complete range as never before.
Indoor & Outdoor, wall-tiles, large slabs.



Floor Wall Decors Outdoor



Porcelain Tiles RECTIFIED MONOCALIBER

NATURAL SELECTION

| Sizes | Thickness | Surface finish |
|---|-----------|-----------------------|
| 120x278 cm - 47 1/4" x 109 1/2" - ID Skin | ± 6 mm | Matte R9 A |
| 20x180 cm - 7 1/8" x 70 1/8" - ID Skin | ± 9,5 mm | Matte Sensitech R10 B |
| 20x120 cm - 7 1/8" x 47 1/4" - ID Skin | ± 9 mm | Matte Sensitech R10 B |
| 18,5x150 cm - 7 1/4" x 59" | ± 9 mm | Matte Sensitech R10 B |

LARGE SIZES P. 296

OUTDOOR AND WET AREAS

| | | |
|--------------------------------------|---------|-------------------------|
| 60x120 cm - 23 5/8" x 47 1/4" Deck * | ± 20 mm | Outdoor Sensitech R11 C |
|--------------------------------------|---------|-------------------------|

FOREST SELECTION

| Sizes | Thickness | Surface finish |
|--|-----------|-----------------------|
| 20x180 cm - 7 1/8" x 70 1/8" - ID Skin | ± 9,5 mm | Matte Sensitech R10 B |
| 20x120 cm - 7 1/8" x 47 1/4" - ID Skin | ± 9 mm | Matte Sensitech R10 B |
| 18,5x150 cm - 7 1/4" x 59" | ± 9 mm | Matte Sensitech R10 B |

OUTDOOR AND WET AREAS

| | | |
|--|---------|-------------------------|
| 20x120 cm - 7 1/8" x 47 1/4" - ID Skin | ± 9 mm | Grip Sensitech R11 C |
| 30x120 cm - 11 3/4" x 47 1/4" | ± 20 mm | Outdoor Sensitech R11 C |

Wall Tiles RECTIFIED MONOCALIBER

| Sizes | Thickness | Surface finish |
|-------------------------------|-----------|----------------|
| 3D WALL TILES | | |
| 50x120 cm - 19 5/8" x 47 1/4" | ± 8,5 mm | Matte |

* Graphic pattern. Misalignments in the continuity between different patterns is normal for this type of product. - Decoro grafico. Eventuali disallineamenti nella continuità tra grafiche diverse sono una caratteristica intrinseca di questa tipologia di prodotto. - Les éventuels petits désalignements de la continuité entre différents graphismes sont une caractéristique intrinsèque de cette typologie de produit. - Abweichungen in der Mustergeometrie zwischen einem Teil und einem anderen sind ein Merkmal dieses Produkts. - Las desalineaciones en la geometría del diseño entre una pieza y otra son un rasgo característico de este product. - Несовпадение геометрии рисунка на стыке плит является характеристикой данного вида изделий.

INDEX

PRODUCT FINDER

SURFACE RANGE

COMPANY

COLLECTIONS

3D WALL
CONCRETE & RESIN LOOK
MARBLE LOOK
STONE LOOK
WOOD LOOK

LARGE SIZES

SLABS FOR COUNTERTOPS & FURNITURE

BATHROOM FURNITURE & TABLES

FACADES

TECHNICAL SPECIFICATIONS

Log

Porcelain Tiles



Matte ± 6 mm



Matte Sensitech ± 9 - 9,5 mm
Grip Sensitech ± 9 mm
Outdoor Sensitech ± 20 mm



R9 A Matte ± 6 mm
R10 B Matte Sensitech ± 9 - 9,5 mm
R11 C Grip Sensitech ± 9 mm
R11 C Outdoor Sensitech ± 20 mm




V2 Slight Variation
Natural Selection
all colors



V3 Moderate Variation
Forest Selection
all colors

MATTE SURFACE - NATURAL SELECTION

Floor Wall



BRIGHT OAK NATURAL



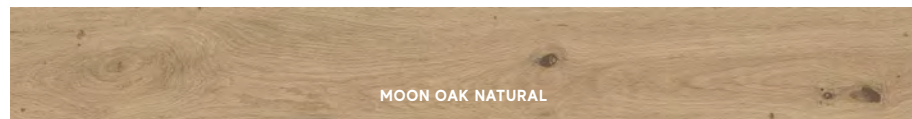
ICON OAK NATURAL



AMBER OAK NATURAL



DEEP OAK NATURAL



MOON OAK NATURAL

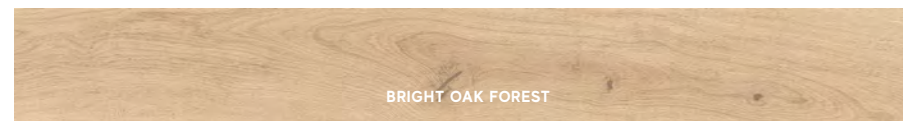
Sensitech
± 9,5 mm
20x180 cm - 7⁷/₈"x70⁷/₈" - ID Skin
AX5T Log Icon Oak
AX5V Log Bright Oak
AX5X Log Amber Oak
AX5Z Log Deep Oak
AX51 Log Moon Oak

Sensitech
± 9 mm
20x120 cm - 7⁷/₈"x47¹/₄" - ID Skin
AX3A Log Icon Oak
AX3C Log Bright Oak
AX3E Log Amber Oak
AX3G Log Deep Oak
AX3I Log Moon Oak

Sensitech
± 9 mm
18,5x150 cm - 7¹/₄"x59"
AX3K Log Icon Oak
AX3M Log Bright Oak
AX3O Log Amber Oak
AX3Q Log Deep Oak
AX3S Log Moon Oak

MATTE SURFACE - FOREST SELECTION

Floor Wall



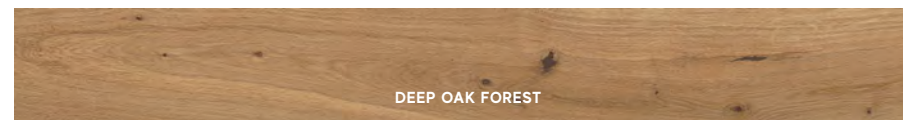
BRIGHT OAK FOREST



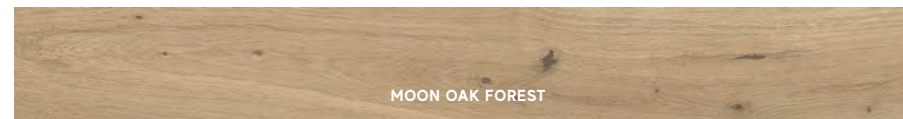
ICON OAK FOREST



AMBER OAK FOREST



DEEP OAK FOREST



MOON OAK FOREST

Sensitech
± 9,5 mm
20x180 cm - 7⁷/₈"x70⁷/₈" - ID Skin
AX5U Log Icon Oak Forest
AX5W Log Bright Oak Forest
AX5Y Log Amber Oak Forest
AX5Ø Log Deep Oak Forest
AX52 Log Moon Oak Forest

Sensitech
± 9 mm
20x120 cm - 7⁷/₈"x47¹/₄" - ID Skin
AX3B Log Icon Oak Forest
AX3D Log Bright Oak Forest
AX3F Log Amber Oak Forest
AX3H Log Deep Oak Forest
AX3J Log Moon Oak Forest

Sensitech
± 9 mm
18,5x150 cm - 7¹/₄"x59"
AX3L Log Icon Oak Forest
AX3N Log Bright Oak Forest
AX3P Log Amber Oak Forest
AX3R Log Deep Oak Forest
AX3T Log Moon Oak Forest

GRIP SURFACE

Outdoor

Sensitech
± 9 mm
20x120 cm - 7⁷/₈"x47¹/₄" - ID Skin
AX4H Log Icon Oak Forest Grip
AX4I Log Bright Oak Forest Grip
AX4J Log Amber Oak Forest Grip
AX4K Log Deep Oak Forest Grip
AX4L Log Moon Oak Forest Grip

OUTDOOR ± 20 mm

Sensitech
± 20 mm
30x120 cm - 11³/₄"x47¹/₄"
AX4A Log Icon Oak Forest 20mm
AX4B Log Bright Oak Forest 20mm
AX4C Log Amber Oak Forest 20mm
AX4D Log Deep Oak Forest 20mm
AX4E Log Moon Oak Forest 20mm

INDEX



PRODUCT
FINDER



SURFACE
RANGE



COMPANY



COLLECTIONS



3D WALL
CONCRETE & RESIN LOOK
MARBLE LOOK
STONE LOOK
WOOD LOOK

LARGE SIZES



SLABS FOR
COUNTERTOPS
& FURNITURE



BATHROOM
FURNITURE
& TABLES



FACADES




TECHNICAL
SPECIFICATIONS




Log Porcelain Tiles

OUTDOOR ± 20 mm - NATURAL SELECTION

Outdoor



BRIGHT OAK DECK *



ICON OAK DECK *

Sensitech
± 20 mm
60x120 cm - 23⁵/₈"x47¹/₄"
AXØT Log Icon Oak Deck 20mm *
AXØU Log Bright Oak Deck 20mm *

TRIM TILES P. 292

Icon Oak
Bright Oak
Amber Oak
Deep Oak
Moon Oak

Battiscopa

7,2x150 cm
2⁷/₈"x59"

Matte Sensitech

7,2x120 cm
2⁷/₈"x47¹/₄"

Matte Sensitech

Scalino *

33x150 cm
13"x59"

Matte Sensitech

33x120 cm
13"x47¹/₄"

Matte Sensitech

Elemento L

20x120 H.4 cm
7⁷/₈"x47¹/₄" H.1⁵/₈"

Grip Sensitech

AX34
AX35
AX36
AX37
AX38

* These parts are supplied to order - I pezzi sono disponibili su ordinazione - Les pièces sont disponibles sur commande - Die Teile sind auf Bestellung lieferbar - Las piezas se hacen por encargo - Изготавливаются на заказ


♦ Graphic pattern. Misalignments in the continuity between different patterns is normal for this type of product. - Decoro grafico. Eventuali disallineamenti nella continuità tra grafiche diverse sono una caratteristica intrinseca di questa tipologia di prodotto. - Les éventuels petits désalignements de la continuité entre différents graphismes sont une caractéristique intrinsèque de cette typologie de produit. - Abweichungen in der Mustergeometrie zwischen einem Teil und einem anderen sind ein Merkmal dieses Produkts. - Las desalineaciones en la geometría del diseño entre una pieza y otra son un rasgo característico de este product. - Несовпадение геометрии рисунка на стыке плит является характеристикой данного вида изделий.

Sensitech P. 380


DECOR RANGE



AX4M Log Icon Oak
Classic Frame * Matte Sensitech
120x120 cm - 47¹/₄"x47¹/₄"



AX4N Log Icon Oak
Modern Frame 1 * Matte Sensitech
120x120 cm - 47¹/₄"x47¹/₄"



AX4O Log Icon Oak
Modern Frame 2 * Matte Sensitech
60x60 cm - 23⁵/₈"x23⁵/₈"




AYCQ Log Bright Oak
3D Tatami * Matte Sensitech
18,5x120 cm - 7¹/₄"x47¹/₄"



AYCP Log Icon Oak
3D Tatami * Matte Sensitech
18,5x120 cm - 7¹/₄"x47¹/₄"



AYCR Log Amber Oak
3D Tatami * Matte Sensitech
18,5x120 cm - 7¹/₄"x47¹/₄"




AYCS Log Deep Oak
3D Tatami * Matte Sensitech
18,5x120 cm - 7¹/₄"x47¹/₄"



AYT Log Moon Oak
3D Tatami * Matte Sensitech
18,5x120 cm - 7¹/₄"x47¹/₄"

■ Multi-thickness mosaic, close joint installation without grouting.
Mosaico multispessore, posa senza stuccatura a giunto unito.
Mosaïque multi-épaisseur, pose sans mastic avec joint nul.
Mosaik mit verschieden Stärken, fugenlose Verlegung ohne Mörtel.
Mosaico multiespesor, colocación sin mástique y sin juntas.
Мозаика разной толщины; укладка встык без затирки швов.



18,5x120 cm
7¹/₄"x47¹/₄"

CHEVRON



AX4Q Log Bright Oak
Chevron * Matte
7,5x45 cm - 3"x17³/₄"



AX4P Log Icon Oak
Chevron * Matte
7,5x45 cm - 3"x17³/₄"



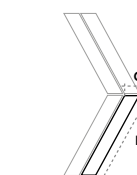
AX4R Log Amber Oak
Chevron * Matte
7,5x45 cm - 3"x17³/₄"



AX4S Log Deep Oak
Chevron * Matte
7,5x45 cm - 3"x17³/₄"



AX4T Log Moon Oak
Chevron * Matte
7,5x45 cm - 3"x17³/₄"



C 7,5 cm - 3"
D 45 cm - 17³/₄"

♦ At least 12 pairs A + B are guaranteed in each box. - All'interno di ciascuna scatola è garantita la presenza di almeno 12 coppie A+B. - À l'intérieur de chaque boîte, la présence d'au moins 12 couples A+B est garantie. - Es wird garantiert, dass in jeder Schachtel mindestens 12 Paare A+B enthalten sind. - Se garantiza la presencia de al menos 12 parejas A+B dentro de cada caja. - Внутри каждой коробки гарантируется наличие не менее 12 пар A+B

INDEX



PRODUCT
FINDER



SURFACE
RANGE



COMPANY



COLLECTIONS




3D WALL
CONCRETE & RESIN LOOK
MARBLE LOOK
STONE LOOK
WOOD LOOK


LARGE SIZES



SLABS FOR
COUNTERTOPS
& FURNITURE



BATHROOM
FURNITURE
& TABLES



FACADES




TECHNICAL
SPECIFICATIONS



Log Porcelain Tiles


BIG SLABS



AX28 Log Bright Oak
Matte
120x278 cm - 47¹/₈"x109¹/₂"



AX29 Log Bright Oak
Line * Matte
120x278 cm - 47¹/₈"x109¹/₂"



AX26 Log Icon Oak
Matte
120x278 cm - 47¹/₈"x109¹/₂"




AX27 Log Icon Oak
Line * Matte
120x278 cm - 47¹/₈"x109¹/₂"




Log Wall Tiles

MATTE SURFACE


Wall




± 8,5 mm 3D WALL
50x120 cm - 19⁵/₈"x47¹/₄"
AX16 Log 3D Pleat Icon Oak
AX17 Log 3D Pleat Bright Oak
AX18 Log 3D Pleat Amber Oak
AX19 Log 3D Pleat Deep Oak
AX2A Log 3D Pleat Moon Oak




BRIGHT OAK 3D PLEAT




ICON OAK 3D PLEAT




AMBER OAK 3D PLEAT



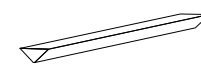
DEEP OAK 3D PLEAT



MOON OAK 3D PLEAT



TRIM TILES





14x50 cm - 5⁵/₈"x19¹/₈"
AX2B Log 3D Pleat Icon Oak Corner 50 *
AX2C Log 3D Pleat Bright Oak Corner 50 *
AX2D Log 3D Pleat Amber Oak Corner 50 *
AX2E Log 3D Pleat Deep Oak Corner 50 *
AX2F Log 3D Pleat Moon Oak Corner 50 *



1,4x1,4 cm - 5⁵/₈"x2¹/₈"
AX2G Log 3D Pleat Icon Oak Corner A.E. *
AX2H Log 3D Pleat Bright Oak Corner A.E. *
AX2I Log 3D Pleat Amber Oak Corner A.E. *
AX2J Log 3D Pleat Deep Oak Corner A.E. *
AX2K Log 3D Pleat Moon Oak Corner A.E. *

* These parts are supplied to order - I pezzi sono disponibili su ordinazione - Les pièces sont disponibles sur commande - Die Teile sind auf Bestellung lieferbar - Las piezas se hacen por encargo - Изготавливаются на заказ

♦ Graphic pattern. Misalignments in the continuity between different patterns is normal for this type of product. - Decoro grafico. Eventuali disallineamenti nella continuità tra grafiche diverse sono una caratteristica intrinseca di questa tipologia di prodotto. - Les éventuels petits désalignements de la continuité entre différents graphismes sont une caractéristique intrinsèque de cette typologie de produit. - Abweichungen in der Mustergeometrie zwischen einem Teil und einem anderen sind ein Merkmal dieses Produkts. - Las desalineaciones en la geometría del diseño entre una pieza y otra son un rasgo característico de este product. - Несовпадение геометрии рисунка на стыке плит является характеристикой данного вида изделий.



Log Cansei



atlas concorde | ITLAS
MEETING TOGETHER

New beech effect.
Enhanced by the wood expertise of ITLAS.

The uniqueness of Cansiglio Beech tree.
Never seen before.

Extremely natural.
Incredibly detailed.



Floor Wall Decors Outdoor



SOSPIRO




RIALTO



MURANO



DARSENA



FENICE

Porcelain Tiles RECTIFIED MONOCALIBER

| Sizes | Thickness | Surface finish |
|--|-----------|-----------------------|
| 20x120 cm - 7 ¹ / ₈ "x47 ¹ / ₄ " | ± 9 mm | Matte Sensitech R10 B |
| 18,5x150 cm - 7 ¹ / ₄ "x59" | ± 9 mm | Matte Sensitech R10 B |

OUTDOOR AND WET AREAS

| | | |
|--|--------|----------------------|
| 20x120 cm - 7 ¹ / ₈ "x47 ¹ / ₄ " | ± 9 mm | Grip Sensitech R11 C |
|--|--------|----------------------|

INDEX



PRODUCT FINDER



SURFACE RANGE



COMPANY



COLLECTIONS



3D WALL
CONCRETE & RESIN LOOK
MARBLE LOOK
STONE LOOK
WOOD LOOK

LARGE SIZES



SLABS FOR COUNTERTOPS & FURNITURE



BATHROOM FURNITURE & TABLES



FACADES

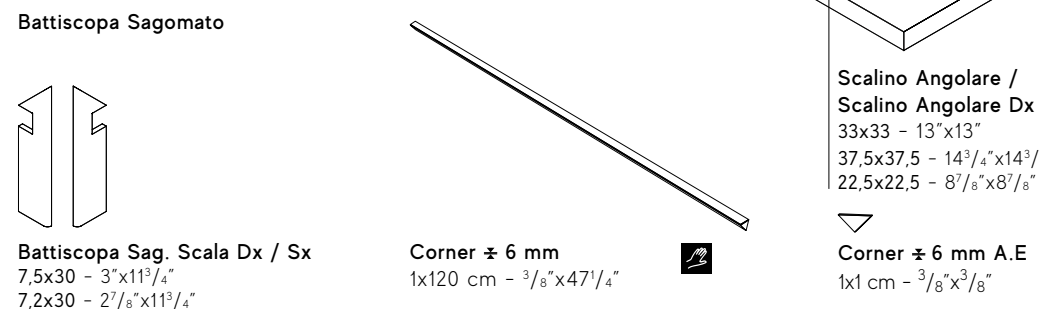
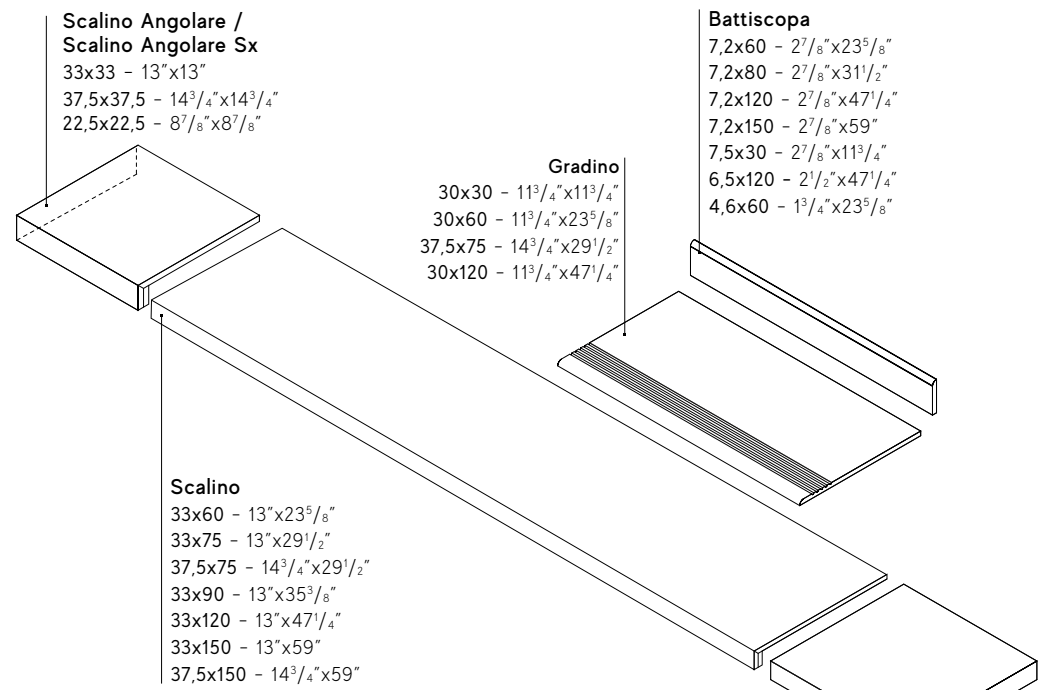


TECHNICAL SPECIFICATIONS

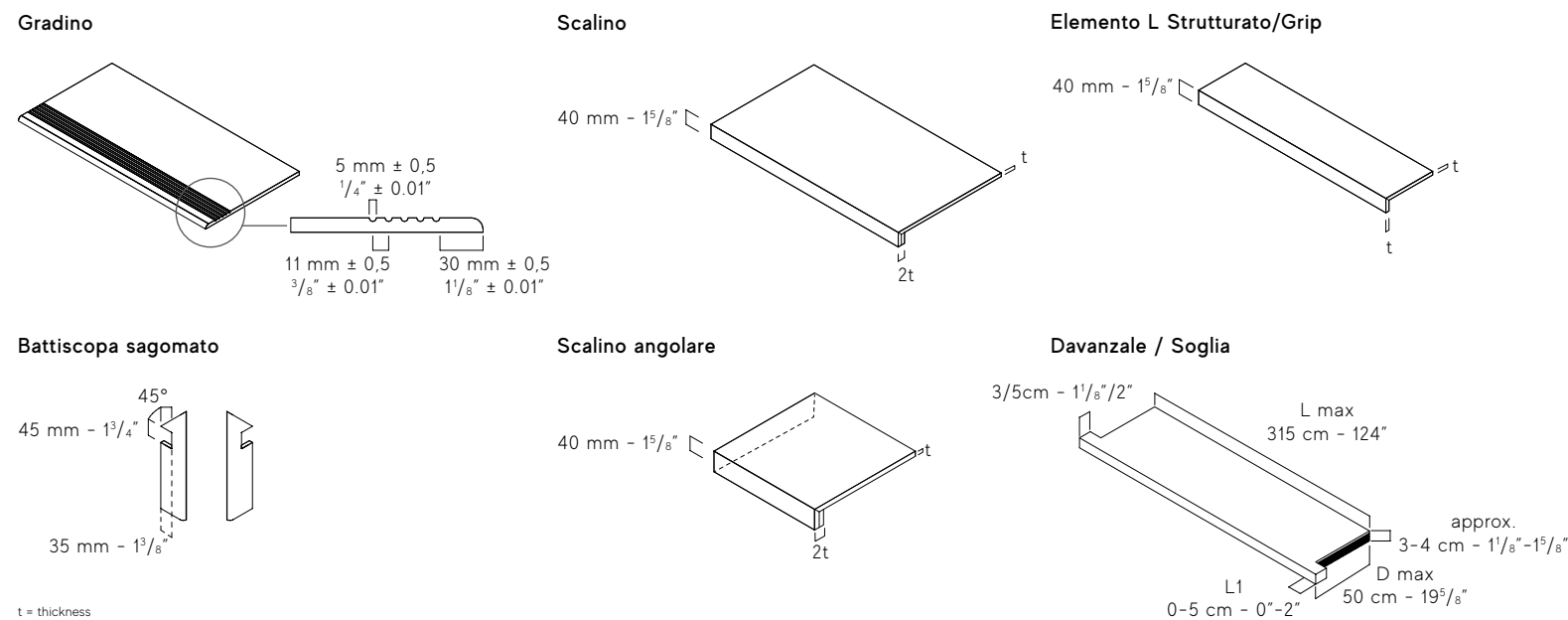


Trim tiles

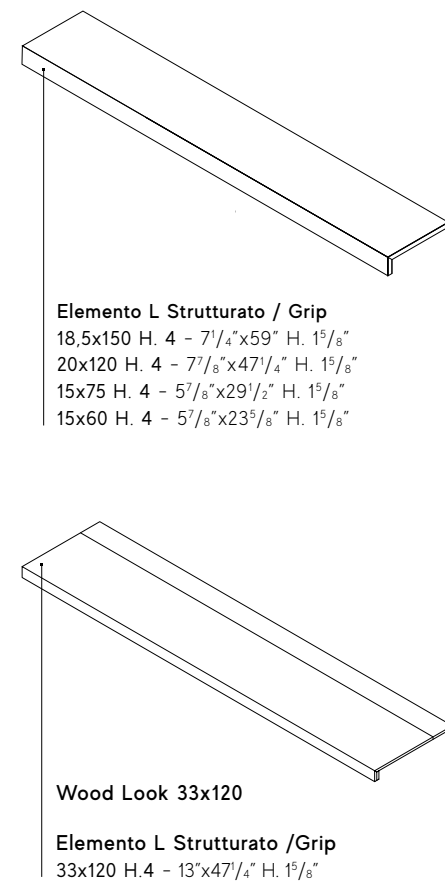
TRIM TILES ± 9 mm - ± 9,5 mm



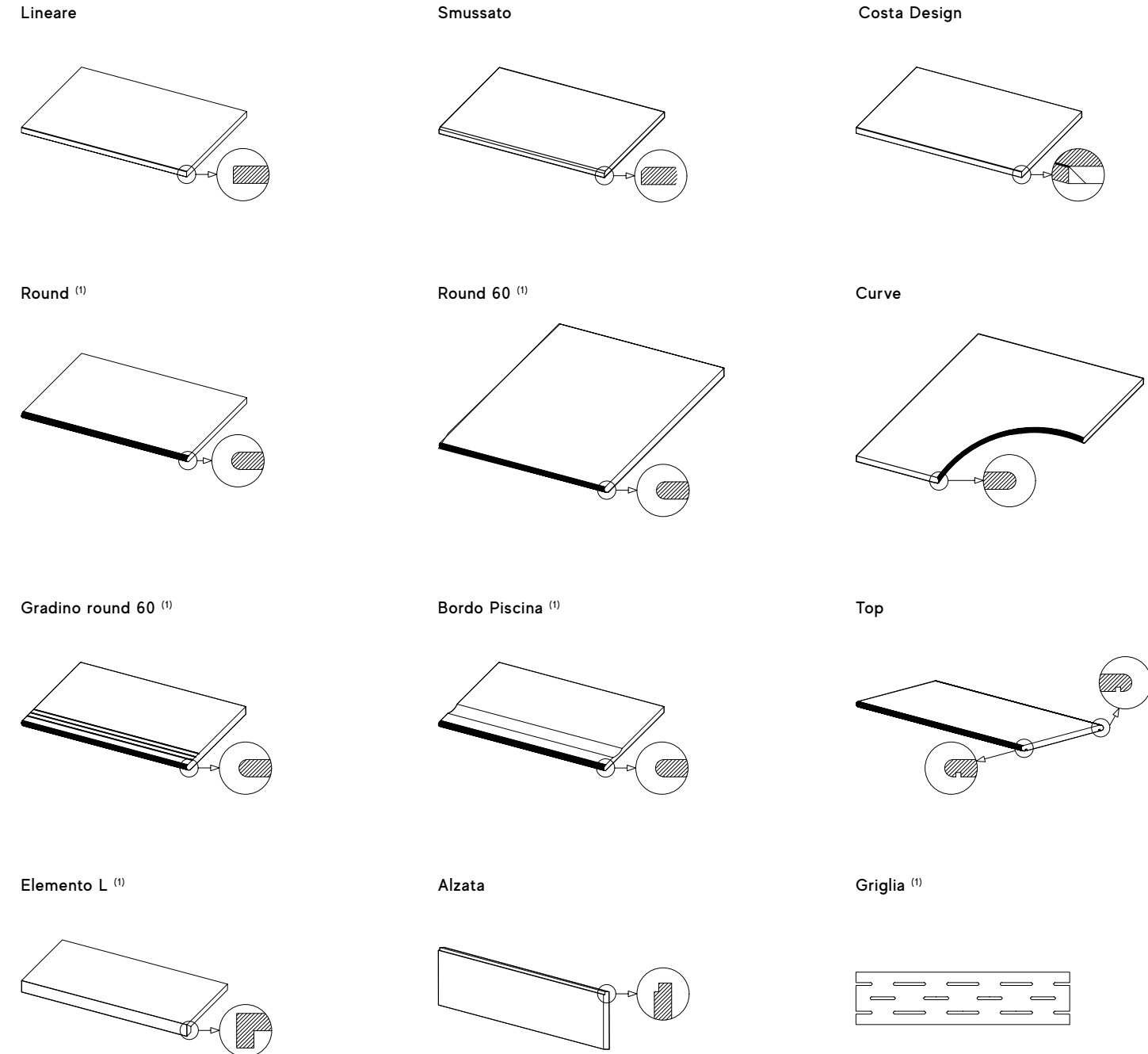
TRIM TILES TECHNICAL DRAWS



OUTDOOR TRIM TILES ± 9 mm

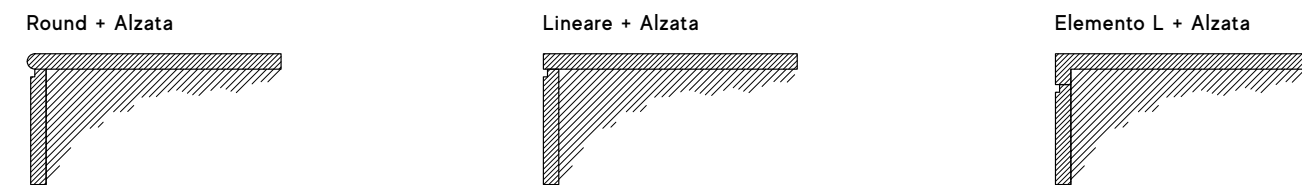


OUTDOOR TRIM TILES ± 20 mm



⁽¹⁾ Right/left angular elements are available - Sono disponibili gli elementi angolari dx/sx

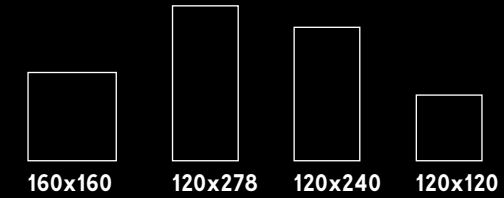
STEPS



MARBLE LOOK
CONCRETE LOOK
WOOD LOOK
STONE LOOK
SOLID LOOK
COLOR & DECOR LOOK

Large Sizes

Floor Wall Furniture Facades



-  MARBLE LOOK
-  CONCRETE LOOK
-  WOOD LOOK
-  STONE LOOK
-  COLOR & DECOR LOOK

 NOTES

atlasPLAN




160x320

Floor Wall Slabs for furniture

-  MARBLE LOOK
-  CONCRETE LOOK
-  WOOD LOOK
-  STONE LOOK
-  SOLID LOOK

Slabs for countertops and furniture




162x324 ± 12-20 mm
SINGLE SLAB NON-RECTIFIED

159x324 ± 20 mm
SINGLE SLAB NON-RECTIFIED

 SLABS FOR COUNTERTOPS & FURNITURE

Large Sizes⁽¹⁾

Porcelain Tiles



MARVEL STONE - CARRARA PURE
120x120 cm - 47¹/₄"x47¹/₄" ± 9 mm
 AZTU Carrara Pure Polished
 A2Ø7 Carrara Pure Matte [Sensitech](#)



MARVEL - CALACATTA EXTRA
120x120 cm - 47¹/₄"x47¹/₄" ± 9 mm
 AY2R Calacatta Extra Polished
 A2ØY Calacatta Extra Matte [Sensitech](#)
120x240 cm - 47¹/₄"x94¹/₂" ± 9 mm
 AY2N Calacatta Extra Polished
120x278 cm - 47¹/₄"x109¹/₂" ± 6 mm
 AØBM Calacatta Extra Polished
 AØBT Calacatta Extra Matte
 AOTJ Calacatta Extra Bookmatch A Polished
 AOTK Calacatta Extra Bookmatch B Polished
 A6DU Calacatta Extra Kit Endless Polished
 AOUB Calacatta Extra Endless Polished *

160x160 cm - 63"x63" ± 6 mm
 AO51 Calacatta Extra RT Polished
 AO54 Calacatta Extra RT Matte


atlas^{PLAN}

160x320 cm - 63"x126" ± 6 mm
 AJKS Calacatta Extra Polished
 AJKY Calacatta Extra Silk
 AJKT Calacatta Extra Bookmatch Polished
 AJKZ Calacatta Extra Bookmatch Silk

162x324 cm - 63³/₄"x127¹/₂" P. 338
159x324 cm - 62⁵/₈"x127¹/₂"

SINGLE SLAB NON-RECTIFIED FOR COUNTERTOPS & FURNITURE

* Calacatta Extra Endless is composed of four graphics with vein continuity, but are distributed randomly in the boxes, without the possibility of choosing between the available patterns. (SEE PAGE 365)




MARVEL SHINE - CALACATTA DELICATO
120x120 cm - 47¹/₄"x47¹/₄" ± 9 mm
 A4Q8 Calacatta Delicato Polished
 A4Q4 Calacatta Delicato Matte [Sensitech](#)

120x240 cm - 47¹/₄"x94¹/₂" ± 9 mm
 A4RH Calacatta Delicato Polished

120x278 cm - 47¹/₄"x109¹/₂" ± 6 mm
 A4OY Calacatta Delicato Polished

atlas^{PLAN}

162x324 cm - 63³/₄"x127¹/₂" P. 338
 SINGLE SLAB NON-RECTIFIED FOR COUNTERTOPS & FURNITURE



MARVEL X - CALACATTA APUANO
120x120 cm - 47¹/₄"x47¹/₄" ± 9 mm
 AFU7 Calacatta Apuano Polished
 AFVJ Calacatta Apuano Silk

120x240 cm - 47¹/₄"x94¹/₂" ± 9 mm
 AFU2 Calacatta Apuano Polished

120x278 cm - 47¹/₄"x109¹/₂" ± 6 mm
 AFUS Calacatta Apuano Polished
 AFUX Calacatta Apuano Silk

atlas^{PLAN}

160x320 cm - 63"x126" ± 6 mm
 AJRR Calacatta Apuano Endless Polished
 AKFN Calacatta Apuano Kit Endless Polished

162x324 cm - 63³/₄"x127¹/₂" P. 338
 SINGLE SLAB NON-RECTIFIED FOR COUNTERTOPS & FURNITURE



MARVEL STONE - BIANCO DOLOMITE
120x120 cm - 47¹/₄"x47¹/₄" ± 9 mm
 AZTT Bianco Dolomite Polished
 A2Ø4 Bianco Dolomite Matte [Sensitech](#)

120x240 cm - 47¹/₄"x94¹/₂" ± 9 mm
 AZTV Bianco Dolomite Polished

120x278 cm - 47¹/₄"x109¹/₂" ± 6 mm
 AØBP Bianco Dolomite Polished
 A2RS Bianco Dolomite Matte

atlas^{PLAN}

162x324 cm - 63³/₄"x127¹/₂" P. 338
159x324 cm - 62⁵/₈"x127¹/₂"

SINGLE SLAB NON-RECTIFIED FOR COUNTERTOPS & FURNITURE



MARVEL GALA - CRYSTAL WHITE
120x120 cm - 47¹/₄"x47¹/₄" ± 9 mm
 AFXN Crystal White Polished


120x278 cm - 47¹/₄"x109¹/₂" ± 6 mm
 AFXW Crystal White Polished

atlas^{PLAN}

160x320 cm - 63"x126" ± 6 mm
 AJKU Crystal White Polished
 AJKV Crystal White Bookmatch Polished

162x324 cm - 63³/₄"x127¹/₂" P. 338
159x324 cm - 62⁵/₈"x127¹/₂"

SINGLE SLAB NON-RECTIFIED FOR COUNTERTOPS & FURNITURE



MARVEL MERAVIGLIA - CALACATTA MERAVIGLIA
120x120 cm - 47¹/₄"x47¹/₄" ± 9 mm
 AJJC Calacatta Meraviglia Polished
 AJJI Calacatta Meraviglia Velvet [Velvetech](#)

120x240 cm - 47¹/₄"x94¹/₂" ± 9 mm
 AJH7 Calacatta Meraviglia Polished

120x278 cm - 47¹/₄"x109¹/₂" ± 6 mm
 AJH2 Calacatta Meraviglia Polished
 AKF8 Calacatta Meraviglia Kit Endless Polished

atlas^{PLAN}

160x320 cm - 63"x126" ± 6 mm
 AJJ9 Calacatta Meraviglia Polished
 AJKA Calacatta Meraviglia Bookmatch Polished
 AJSZ Calacatta Meraviglia Matte Endless
 AKFJ Calacatta Meraviglia Kit Endless Matte
 AJG9 Calacatta Meraviglia Endless Polished
 AKFI Calacatta Meraviglia Kit Endless Polished

162x324 cm - 63³/₄"x127¹/₂" P. 338
 SINGLE SLAB NON-RECTIFIED FOR COUNTERTOPS & FURNITURE

⁽¹⁾ The various graphics of the product are distributed randomly in the boxes, without the possibility of choosing between the available patterns.

⁽²⁾ The Endless Kit contains all the graphics of the product with vein continuity, ensuring that all the numbered faces in the composition can be found in a single box. The number of the graphic - G1, G2, G3, etc - is printed on the side and indicated with an adhesive label placed on the slab. To reconstruct the surface with continuous veins, simply lay the tiles in numerical progression: G1, G2, G3 and so on.

⁽³⁾ Minor misalignments in the continuity of the veins between different graphics is normal for this type of product.

⁽⁴⁾ Codes A and B are sold separately.

(translations: page 337)

INDEX



PRODUCT
FINDER



SURFACE
RANGE



COMPANY



COLLECTIONS




LARGE SIZES




- MARBLE LOOK
- CONCRETE LOOK
- WOOD LOOK
- STONE LOOK
- SOLID LOOK
- COLOR & DECOR LOOK

SLABS FOR
COUNTERTOPS
& FURNITURE



BATHROOM
FURNITURE
& TABLES



FACADES



TECHNICAL
SPECIFICATIONS




Large Sizes⁽¹⁾

Porcelain Tiles



MARVEL MERAVIGLIA - CALACATTA BERNINI
120x120 cm - 47¹/₄"x47¹/₄" ± 9 mm
 AJD Calacatta Bernini Polished
 AJJ Calacatta Bernini Velvet Velvtech
120x240 cm - 47¹/₄"x94¹/₂" ± 9 mm
 AJH8 Calacatta Bernini Polished
120x278 cm - 47¹/₄"x109¹/₂" ± 6 mm
 AJH3 Calacatta Bernini Polished
 AKF9 Calacatta Bernini Kit Endless Polished


atlasPLAN
160x320 cm - 63"x126" ± 6 mm
 AJRT Calacatta Bernini Polished
 AJRU Calacatta Bernini Bookmatch Polished
162x324 cm - 63³/₈"x127¹/₂" P. 338
159x324 cm - 62⁵/₈"x127¹/₂"
 SINGLE SLAB NON-RECTIFIED FOR COUNTERTOPS & FURNITURE



MARVEL SHINE - CALACATTA IMPERIALE
120x120 cm - 47¹/₄"x47¹/₄" ± 9 mm
 A4RB Calacatta Imperiale Polished
 A4Q7 Calacatta Imperiale Matte **Sensitech**
120x240 cm - 47¹/₄"x94¹/₂" ± 9 mm
 A4RK Calacatta Imperiale Polished
120x278 cm - 47¹/₄"x109¹/₂" ± 6 mm
 A4O1 Calacatta Imperiale Polished
 A6EQ Calacatta Imperiale Kit Endless Polished


atlasPLAN
160x320 cm - 63"x126" ± 6 mm
 AJKØ Calacatta Imperiale Silk
 AJK1 Calacatta Imperiale Bookmatch Silk
162x324 cm - 63³/₈"x127¹/₂" P. 338
159x324 cm - 62⁵/₈"x127¹/₂"
 SINGLE SLAB NON-RECTIFIED FOR COUNTERTOPS & FURNITURE

Marble Look



MARVEL SHINE - CALACATTA PRESTIGIO
120x120 cm - 47¹/₄"x47¹/₄" ± 9 mm
 A4Q9 Calacatta Prestigio Polished
 A4Q5 Calacatta Prestigio Matte **Sensitech**
120x240 cm - 47¹/₄"x94¹/₂" ± 9 mm
 A4RI Calacatta Prestigio Polished
120x278 cm - 47¹/₄"x109¹/₂" ± 6 mm
 A4OZ Calacatta Prestigio Polished
 A4O6 Calacatta Prestigio Silk
 A4O2 Calacatta Prestigio Bookmatch A Polished
 A4O3 Calacatta Prestigio Bookmatch B Polished
 A6EO Calacatta Prestigio Kit Endless Polished
 A6ER Calacatta Prestigio Kit Endless Silk
160x160 cm - 63"x63" ± 6 mm
 A4RP Calacatta Prestigio Polished

atlasPLAN
160x320 cm - 63"x126" ± 6 mm
 A4RR Calacatta Prestigio Endless Polished
 AKFL Calacatta Prestigio Kit Endless Polished
162x324 cm - 63³/₈"x127¹/₂" P. 338
 SINGLE SLAB NON-RECTIFIED FOR COUNTERTOPS & FURNITURE



CALACATTA GOLD
atlasPLAN
160x320 cm - 63"x126" ± 6 mm
 AKE6 Calacatta Gold Polished
 AKE7 Calacatta Gold Bookmatch Polished
162x324 cm - 63³/₈"x127¹/₂" P. 338
159x324 cm - 62⁵/₈"x127¹/₂"
 SINGLE SLAB NON-RECTIFIED FOR COUNTERTOPS & FURNITURE

MARVEL X - CALACATTA SUBLIME
120x120 cm - 47¹/₄"x47¹/₄" ± 9 mm
 A8YT Calacatta Sublime Polished
 AFVK Calacatta Sublime Silk
120x240 cm - 47¹/₄"x94¹/₂" ± 9 mm
 AFU3 Calacatta Sublime Polished
120x278 cm - 47¹/₄"x109¹/₂" ± 6 mm
 AFUT Calacatta Sublime Polished
 AFUY Calacatta Sublime Silk
 AFWN Calacatta Sublime Kit Endless Polished
 AFWO Calacatta Sublime Kit Endless Silk

⁽¹⁾ The various graphics of the product are distributed randomly in the boxes, without the possibility of choosing between the available patterns.

⁽²⁾ The Endless Kit contains all the graphics of the product with vein continuity, ensuring that all the numbered faces in the composition can be found in a single box. The number of the graphic - G1, G2, G3, etc - is printed on the side and indicated with an adhesive label placed on the slab. To reconstruct the surface with continuous veins, simply lay the tiles in numerical progression: G1, G2, G3 and so on.

⁽³⁾ Minor misalignments in the continuity of the veins between different graphics is normal for this type of product.

⁽⁴⁾ Codes A and B are sold separately.

INDEX



PRODUCT
FINDER



SURFACE
RANGE



COMPANY



COLLECTIONS




LARGE SIZES




- MARBLE LOOK
- CONCRETE LOOK
- WOOD LOOK
- STONE LOOK
- SOLID LOOK
- COLOR & DECOR LOOK

SLABS FOR
COUNTERTOPS
& FURNITURE



BATHROOM
FURNITURE
& TABLES



FACADES




TECHNICAL
SPECIFICATIONS



Large Sizes⁽¹⁾

Porcelain Tiles



MARVEL DIVA - ICE CRYSTAL
120x120 cm - 47¹/₄"x47¹/₄" ± 9 mm
 AU8X Ice Crystal Velvet Velvetech

120x240 cm - 47¹/₄"x94¹/₂" ± 9 mm
 AXJU Marvel Ice Crystal Polished
120x278 cm - 47¹/₄"x109¹/₂" ± 6 mm
 AX8K Ice Crystal Polished
 AX81 Ice Crystal Silk
 AYW3 Ice Crystal Kit Endless Polished
 AYW3 Ice Crystal Kit Endless Polished
 AYW3 Ice Crystal Kit Endless Polished
 AYW3 Ice Crystal Kit Endless Polished

atlasPLAN


160x320 cm - 63"x126" ± 6 mm
 AXXG Ice Crystal Endless Polished
 AXXH Ice Crystal Endless Silk
 AXYJ Ice Crystal Kit Endless Polished
 AXYK Ice Crystal Kit Endless Silk
162x324 cm - 63³/₄"x127¹/₂" P. 338
 SINGLE SLAB NON-RECTIFIED FOR COUNTERTOPS & FURNITURE




MARVEL ONYX - WHITE
120x120 cm - 47¹/₄"x47¹/₄" ± 9 mm
 AJBK Onyx White Polished
120x240 cm - 47¹/₄"x94¹/₂" ± 9 mm
 AJBG Onyx White Polished
120x278 cm - 47¹/₄"x109¹/₂" ± 6 mm
 AJAH Onyx White Polished

atlasPLAN

160x320 cm - 63"x126" ± 6 mm
 AJHA Onyx White Polished
 AJKB Onyx White Bookmatch Polished
162x324 cm - 63³/₄"x127¹/₂" P. 338
 SINGLE SLAB NON-RECTIFIED FOR COUNTERTOPS & FURNITURE



MARVEL X - CALACATTA PERLA
120x120 cm - 47¹/₄"x47¹/₄" ± 9 mm
 AFU8 Calacatta Perla Polished
 AFVL Calacatta Perla Silk
120x240 cm - 47¹/₄"x94¹/₂" ± 9 mm
 AFU4 Calacatta Perla Polished
120x278 cm - 47¹/₄"x109¹/₂" ± 6 mm
 AFUU Calacatta Perla Polished
 AFUZ Calacatta Perla Silk




MARVEL SHINE - STATUARIO SUPREMO
120x120 cm - 47¹/₄"x47¹/₄" ± 9 mm
 A4RA Statuario Supremo Polished
 A4Q6 Statuario Supremo Matte [Sensitech](#)

120x240 cm - 47¹/₄"x94¹/₂" ± 9 mm
 A4RJ Statuario Supremo Polished
120x278 cm - 47¹/₄"x109¹/₂" ± 6 mm
 A4OØ Statuario Supremo Polished
 A4O7 Statuario Supremo Silk
 A4O4 Statuario Supremo Bookmatch A Polished
 A4O5 Statuario Supremo Bookmatch B Polished
 A6EP Statuario Supremo Kit Endless Polished
 A6ES Statuario Supremo Kit Endless Silk

atlasPLAN

162x324 cm - 63³/₄"x127¹/₂" P. 338
159x324 cm - 62²/₈"x127¹/₂"
 SINGLE SLAB NON-RECTIFIED FOR COUNTERTOPS & FURNITURE



MARVEL DREAM - BIANCO FANTASTICO
120x120 cm - 47¹/₄"x47¹/₄" ± 9 mm
 AL7N Bianco Fantastico Polished
 A2Ø3 Bianco Fantastico Matte [Sensitech](#)
120x240 cm - 47¹/₄"x94¹/₂" ± 9 mm
 AO3P Bianco Fantastico Polished
120x278 cm - 47¹/₄"x109¹/₂" ± 6 mm
 AOSE Bianco Fantastico Polished
 A2RR Bianco Fantastico Matte



MARVEL ONYX - PEARL
120x120 cm - 47¹/₄"x47¹/₄" ± 9 mm
 AJBM Pearl Polished
120x240 cm - 47¹/₄"x94¹/₂" ± 9 mm
 AJBI Pearl Polished
120x278 cm - 47¹/₄"x109¹/₂" ± 6 mm
 AJAJ Pearl Polished



MARVEL TRAVERTINE - WHITE VEIN CUT
120x240 cm - 47¹/₄"x94¹/₂" ± 9 mm
 AFT7 White Vein Cut Matte [Sensitech](#)
120x278 cm - 47¹/₄"x109¹/₂" ± 6 mm
 AFS1 White Vein Cut Matte

atlasPLAN

160x320 cm - 63"x126" ± 6 mm
 ALYW Travertino White Hammered
162x324 cm - 63³/₄"x127¹/₂" P. 338
 SINGLE SLAB NON-RECTIFIED FOR COUNTERTOPS & FURNITURE

MARVEL TRAVERTINE - WHITE CROSS CUT
120x120 cm - 47¹/₄"x47¹/₄" ± 9 mm
 A8WU Marvel White Cross Matte [Sensitech](#)

Marble Look

INDEX



PRODUCT
FINDER



SURFACE
RANGE



COMPANY



COLLECTIONS




LARGE SIZES




- MARBLE LOOK
- CONCRETE LOOK
- WOOD LOOK
- STONE LOOK
- SOLID LOOK
- COLOR & DECOR LOOK

SLABS FOR
COUNTERTOPS
& FURNITURE



BATHROOM
FURNITURE
& TABLES



FACADES



TECHNICAL
SPECIFICATIONS



⁽¹⁾ The various graphics of the product are distributed randomly in the boxes, without the possibility of choosing between the available patterns.

⁽²⁾ The Endless Kit contains all the graphics of the product with vein continuity, ensuring that all the numbered faces in the composition can be found in a single box. The number of the graphic - G1, G2, G3, etc - is printed on the side and indicated with an adhesive label placed on the slab. To reconstruct the surface with continuous veins, simply lay the tiles in numerical progression: G1, G2, G3 and so on.

⁽³⁾ Minor misalignments in the continuity of the veins between different graphics is normal for this type of product.

⁽⁴⁾ Codes A and B are sold separately.

(translations: page 337)

Large Sizes⁽¹⁾


Porcelain Tiles




MARVEL TRAVERTINE - SAND VEIN CUT
120x240 cm - 47¹/₄"x94¹/₂" ± 9 mm
 AFT8 Sand Vein Cut Matte [Sensitech](#)
120x278 cm - 47¹/₄"x109¹/₂" ± 9 mm
 AFS2 Sand Vein Cut Matte

atlasPLAN
160x320 cm - 63"x126" ± 6 mm
 AJKQ Travertino Sand Hammered
162x324 cm - 63³/₄"x127¹/₂" P. 338
 SINGLE SLAB NON-RECTIFIED FOR COUNTERTOPS & FURNITURE

MARVEL TRAVERTINE - SAND CROSS CUT
120x120 cm - 47¹/₄"x47¹/₄" ± 9 mm
 A8VV Marvel Sand Cross Matte [Sensitech](#)



MARVEL ONYX - ALABASTER
120x120 cm - 47¹/₄"x47¹/₄" ± 9 mm
 AJBL Alabaster Polished
120x240 cm - 47¹/₄"x94¹/₂" ± 9 mm
 AJBH Alabaster Polished
120x278 cm - 47¹/₄"x109¹/₂" ± 6 mm
 AJAI Alabaster Polished



MARVEL DIVA - PRECIOUS BROWN
120x278 cm - 47¹/₄"x109¹/₂" ± 6 mm
 AX8Y Precious Brown Silk
 AYV9 Precious Brown Kit Endless Silk

atlasPLAN
160x320 cm - 63"x126" ± 6 mm
 AKGB Precious Brown Silk
 AKGC Precious Brown Bookmatch Silk
162x324 cm - 63³/₄"x127¹/₂" P. 338
 SINGLE SLAB NON-RECTIFIED FOR COUNTERTOPS & FURNITURE

Marble Look



MARVEL DIVA - TAJ MAHAL
120x120 cm - 47¹/₄"x47¹/₄" ± 9 mm
 AX8Q Taj Mahal Velvet Velvetech
120x240 cm - 47¹/₄"x94¹/₂" ± 9 mm
 AXJV Taj Mahal Polished
120x278 cm - 47¹/₄"x109¹/₂" ± 6 mm
 AX8L Taj Mahal Polished
 AX82 Taj Mahal Silk
 AYV4 Taj Mahal Kit Endless Polished
 AYVD Taj Mahal Kit Endless Silk

atlasPLAN
160x320 cm - 63"x126" ± 6 mm
 AX8Q Taj Mahal Velvet Velvetech
 AXXP Taj Mahal Endless Polished
 AXYL Taj Mahal Kit Endless Polished
 AXYM Taj Mahal Kit Endless Silk
162x324 cm - 63³/₄"x127¹/₂" P. 338
159x324 cm - 62²/₈"x127¹/₂"
 SINGLE SLAB NON-RECTIFIED FOR COUNTERTOPS & FURNITURE



MARVEL TRAVERTINE - PEARL VEIN CUT
120x240 cm - 47¹/₄"x94¹/₂" ± 9 mm
 AFT9 Pearl Vein Cut Matte [Sensitech](#)
120x278 cm - 47¹/₄"x109¹/₂" ± 6 mm
 AFS3 Pearl Vein Cut Matte


atlasPLAN
160x320 cm - 63"x126" ± 6 mm
 ALYV Travertino Pearl Hammered
162x324 cm - 63³/₄"x127¹/₂" P. 338
 SINGLE SLAB NON-RECTIFIED FOR COUNTERTOPS & FURNITURE

MARVEL TRAVERTINE - PEARL CROSS CUT
120x120 cm - 47¹/₄"x47¹/₄" ± 9 mm
 A8WW Pearl Cross Matte [Sensitech](#)



MARVEL DIVA - WHITE EVEREST
120x120 cm - 47¹/₄"x47¹/₄" ± 9 mm
 AX8R White Everest Velvet Velvetech
120x240 cm - 47¹/₄"x94¹/₂" ± 9 mm
 AXJW White Everest Polished
120x278 cm - 47¹/₄"x109¹/₂" ± 6 mm
 AX8M White Everest Polished
 AX83 White Everest Silk
 AYV5 White Everest Kit Endless Polished
 AYWE White Everest Kit Endless Silk

atlasPLAN
160x320 cm - 63"x126" ± 6 mm
 ARTK Appennino Silk
 ARTM Appennino Bookmatch Silk
162x324 cm - 63³/₄"x127¹/₂" P. 338
 SINGLE SLAB NON-RECTIFIED FOR COUNTERTOPS & FURNITURE



MARVEL X - GREY CLOUD
120x120 cm - 47¹/₄"x47¹/₄" ± 9 mm
 AFU9 Grey Cloud Polished
 AFVM Grey Cloud Silk
120x240 cm - 47¹/₄"x94¹/₂" ± 9 mm
 AFU5 Grey Cloud Polished
120x278 cm - 47¹/₄"x109¹/₂" ± 6 mm
 AFUV Grey Cloud Polished
 AFUØ Grey Cloud Silk

⁽¹⁾ The various graphics of the product are distributed randomly in the boxes, without the possibility of choosing between the available patterns.

⁽²⁾ The Endless Kit contains all the graphics of the product with vein continuity, ensuring that all the numbered faces in the composition can be found in a single box. The number of the graphic - G1, G2, G3, etc - is printed on the side and indicated with an adhesive label placed on the slab. To reconstruct the surface with continuous veins, simply lay the tiles in numerical progression: G1, G2, G3 and so on.

⁽³⁾ Minor misalignments in the continuity of the veins between different graphics is normal for this type of product.

⁽⁴⁾ Codes A and B are sold separately.

(translations: page 337)

INDEX



PRODUCT
FINDER



SURFACE
RANGE



COMPANY



COLLECTIONS




LARGE SIZES




- MARBLE LOOK
- CONCRETE LOOK
- WOOD LOOK
- STONE LOOK
- SOLID LOOK
- COLOR & DECOR LOOK

SLABS FOR
COUNTERTOPS
& FURNITURE



BATHROOM
FURNITURE
& TABLES



FACADES




TECHNICAL
SPECIFICATIONS




Large Sizes⁽¹⁾

Porcelain Tiles




MARVEL MERAVIGLIA - SILVER MAJESTIC
120x120 cm - 47¹/₄"x47¹/₄" ± 9 mm
 AJIE Silver Majestic Polished
 AJJK Silver Majestic Velvet Velvtech
120x240 cm - 47¹/₄"x94¹/₂" ± 9 mm
 AJH9 Silver Majestic Polished
120x278 cm - 47¹/₄"x109¹/₂" ± 6 mm
 AJH4 Silver Majestic Polished
 AKQU Silver Majestic Kit Endless Polished



SILVER ROOT
atlasPLAN
160x320 cm - 63"x126" ± 6 mm
 ARTN Silver Root Silk
 ARTO Silver Root Bookmatch Silk
162x324 cm - 63³/₄"x127¹/₂" P. 338
 SINGLE SLAB NON-RECTIFIED FOR COUNTERTOPS & FURNITURE



MARVEL MERAVIGLIA - GRIGIO ELEGANTE
120x120 cm - 47¹/₄"x47¹/₄" ± 9 mm
 AJJF Grigio Elegante Polished
 AJLL Grigio Elegante Velvet Velvtech
120x240 cm - 47¹/₄"x94¹/₂" ± 9 mm
 AJIA Grigio Elegante Polished
120x278 cm - 47¹/₄"x109¹/₂" ± 6 mm
 AJH5 Grigio Elegante Polished
 AKQV Grigio Elegante Kit Endless Polished




MARVEL X - FIOR DI BOSCO
120x120 cm - 47¹/₄"x47¹/₄" ± 9 mm
 AFVA Fior di Bosco Polished
 AFVN Fior di Bosco Silk
120x240 cm - 47¹/₄"x94¹/₂" ± 9 mm
 AFU6 Fior di Bosco Polished
120x278 cm - 47¹/₄"x109¹/₂" ± 6 mm
 AFUW Fior di Bosco Polished
 AFU1 Fior di Bosco Silk

atlasPLAN
160x320 cm - 63"x126" ± 6 mm
 AJRV Fior di Bosco Polished
 AJRW Fior di Bosco Bookmatch Polished
 AYB4 Fior di Bosco Silk
 AYB5 Fior di Bosco Bookmatch Silk
162x324 cm - 63³/₄"x127¹/₂" P. 338
 SINGLE SLAB NON-RECTIFIED FOR COUNTERTOPS & FURNITURE




LIGHT GREY STONE
atlasPLAN
160x320 cm - 63"x126" ± 6 mm
 ABGZ Light Grey Stone Silk
162x324 cm - 63³/₄"x127¹/₂" P. 338
 SINGLE SLAB NON-RECTIFIED FOR COUNTERTOPS & FURNITURE



MARVEL - GREY STONE
120x240 cm - 47¹/₄"x94¹/₂" ± 9 mm
 AY2O Grey Stone Polished
120x278 cm - 47¹/₄"x109¹/₂" ± 6 mm
 A2RP Grey Stone Matte


atlasPLAN
160x320 cm - 63"x126" ± 6 mm
 AJKX Grey Stone Silk
162x324 cm - 63³/₄"x127¹/₂" P. 338
 SINGLE SLAB NON-RECTIFIED FOR COUNTERTOPS & FURNITURE



MARVEL GALA - CALACATTA BLACK
120x120 cm - 47¹/₄"x47¹/₄" ± 9 mm
 AFXO Calacatta Black Polished
120x278 cm - 47¹/₄"x109¹/₂" ± 6 mm
 AFXY Calacatta Black Polished



MARVEL STONE - NERO MARQUINA
atlasPLAN
160x320 cm - 63"x126" ± 6 mm
 AJKW Nero Marquina Polished
 AJKZ Nero Marquina Silk
162x324 cm - 63³/₄"x127¹/₂" P. 338
 SINGLE SLAB NON-RECTIFIED FOR COUNTERTOPS & FURNITURE



MARVEL DREAM - BLACK ATLANTIS
120x120 cm - 47¹/₄"x47¹/₄" ± 9 mm
 AL7P Black Atlantis Polished
 A2ØZ Black Atlantis Matte [Sensitech](#)
120x240 cm - 47¹/₄"x94¹/₂" ± 9 mm
 AO3R Black Atlantis Polished
120x278 cm - 47¹/₄"x109¹/₂" ± 6 mm
 AOSG Black Atlantis Polished
 A2RQ Black Atlantis Matte

atlasPLAN
162x324 cm - 63³/₄"x127¹/₂" P. 338
 SINGLE SLAB NON-RECTIFIED FOR COUNTERTOPS & FURNITURE

Marble Look

INDEX

PRODUCT FINDER

SURFACE RANGE

COMPANY

COLLECTIONS

LARGE SIZES

- MARBLE LOOK
- CONCRETE LOOK
- WOOD LOOK
- STONE LOOK
- SOLID LOOK
- COLOR & DECOR LOOK

SLABS FOR COUNTERTOPS & FURNITURE

BATHROOM FURNITURE & TABLES

FACADES

TECHNICAL SPECIFICATIONS

⁽¹⁾ The various graphics of the product are distributed randomly in the boxes, without the possibility of choosing between the available patterns.

⁽²⁾ The Endless Kit contains all the graphics of the product with vein continuity, ensuring that all the numbered faces in the composition can be found in a single box. The number of the graphic - G1, G2, G3, etc - is printed on the side and indicated with an adhesive label placed on the slab. To reconstruct the surface with continuous veins, simply lay the tiles in numerical progression: G1, G2, G3 and so on.


⁽³⁾ Minor misalignments in the continuity of the veins between different graphics is normal for this type of product.

⁽⁴⁾ Codes A and B are sold separately.


(translations: page 337)

Large Sizes⁽¹⁾


Porcelain Tiles




MARVEL MERAVIGLIA - BLACK ORIGIN
120x120 cm - 47¹/₄"x47¹/₄" ± 9 mm
 AJJG Black Origin Polished
 AJJM Black Origin Velvet Velvetch
120x240 cm - 47¹/₄"x94¹/₂" ± 9 mm
 AJJB Black Origin Polished
120x278 cm - 47¹/₄"x109¹/₂" ± 6 mm
 AJH6 Black Origin Polished
 AKQW Black Origin Kit Endless Polished




MARVEL DIVA - AMETHYST
120x278 cm - 47¹/₄"x109¹/₂" ± 6 mm
 AX8P Amethyst Polished
 AYV8 Amethyst Kit Endless Polished




MARVEL ONYX - QUARTZ
120x278 cm - 47¹/₄"x109¹/₂" ± 6 mm
 AJAM Quartz Polished



MARVEL ONYX - SKY
120x278 cm - 47¹/₄"x109¹/₂" ± 6 mm
 AJAL Sky Polished




MARVEL ONYX - NOIR
120x120 cm - 47¹/₄"x47¹/₄" ± 9 mm
 AJBN Noir Polished
120x240 cm - 47¹/₄"x94¹/₂" ± 9 mm
 AJBJ Noir Polished
120x278 cm - 47¹/₄"x109¹/₂" ± 6 mm
 AJAK Noir Polished



MARVEL DIVA - BLACK TEMPEST
120x278 cm - 47¹/₄"x109¹/₂" ± 6 mm
 AX8Ø Black Tempest Silk
 AYWB Black Tempest Kit Endless Silk

atlasPLAN
162x324 cm - 63³/₄"x127¹/₂" P. 338
 SINGLE SLAB NON-RECTIFIED FOR COUNTERTOPS & FURNITURE




EXOTIC WAVE
atlasPLAN
160x320 cm - 63"x126" ± 6 mm
 AJRN Exotic Wave Polished
 AJRO Exotic Wave Bookmatch Polished
162x324 cm - 63³/₄"x127¹/₂" P. 338
 SINGLE SLAB NON-RECTIFIED FOR COUNTERTOPS & FURNITURE



MARVEL GALA - DESERT SOUL
120x120 cm - 47¹/₄"x47¹/₄" ± 9 mm
 AFXM Desert Soul Polished
120x278 cm - 47¹/₄"x109¹/₂" ± 6 mm
 AFXV Desert Soul Polished

atlasPLAN
160x320 cm - 63"x126" ± 6 mm
 AJKG Desert Soul Polished
 AJKH Desert Soul Bookmatch Polished
162x324 cm - 63³/₄"x127¹/₂" P. 338
 SINGLE SLAB NON-RECTIFIED FOR COUNTERTOPS & FURNITURE



MARVEL GALA - AMAZONITE
120x120 cm - 47¹/₄"x47¹/₄"
 ABKB Amazonite Polished
120x278 cm - 47¹/₄"x109¹/₂"
 AFXX Amazonite Polished

Marble Look

INDEX



PRODUCT
FINDER



SURFACE
RANGE



COMPANY



COLLECTIONS



LARGE SIZES



- MARBLE LOOK
- CONCRETE LOOK
- WOOD LOOK
- STONE LOOK
- SOLID LOOK
- COLOR & DECOR LOOK

SLABS FOR
COUNTERTOPS
& FURNITURE



BATHROOM
FURNITURE
& TABLES



FACADES



TECHNICAL
SPECIFICATIONS



⁽¹⁾ The various graphics of the product are distributed randomly in the boxes, without the possibility of choosing between the available patterns.

⁽²⁾ The Endless Kit contains all the graphics of the product with vein continuity, ensuring that all the numbered faces in the composition can be found in a single box. The number of the graphic - G1, G2, G3, etc - is printed on the side and indicated with an adhesive label placed on the slab. To reconstruct the surface with continuous veins, simply lay the tiles in numerical progression: G1, G2, G3 and so on.


⁽³⁾ Minor misalignments in the continuity of the veins between different graphics is normal for this type of product.

⁽⁴⁾ Codes A and B are sold separately.

(translations: page 337)

Large Sizes⁽¹⁾

Porcelain Tiles



MARVEL GALA - EXOTIC GREEN
120x120 cm - 47¹/₄"x47¹/₄" ± 9 mm
 ABKA Exotic Green Polished
120x278 cm - 47¹/₄"x109¹/₂" ± 6 mm
 AFXU Exotic Green Polished

atlasPLAN
160x320 cm - 63"x126" ± 6 mm
 AJRP Exotic Green Polished
 AJRQ Exotic Green Bookmatch Polished


162x324 cm - 63³/₄"x127¹/₂" P. 338
 SINGLE SLAB NON-RECTIFIED FOR COUNTERTOPS & FURNITURE



MARVEL DIVA - AQUA
120x278 cm - 47¹/₄"x109¹/₂" ± 6 mm
 AX8N Aqua Polished
 AYW6 Aqua Kit Endless Polished



MARVEL DIVA - GALAXY
120x278 cm - 47¹/₄"x109¹/₂" ± 6 mm
 AX8O Galaxy Polished
 AYW7 Galaxy Kit Endless Polished



MARVEL DIVA - SKY STONE
120x278 cm - 47¹/₄"x109¹/₂" ± 6 mm
 AX8Z Sky Stone Silk
 AYW8 Sky Stone Kit Endless Silk

atlasPLAN
162x324 cm - 63³/₄"x127¹/₂" P. 338
 SINGLE SLAB NON-RECTIFIED FOR COUNTERTOPS & FURNITURE



MARVEL DIVA - BAOBAB
120x278 cm - 47¹/₄"x109¹/₂" ± 6 mm
 ARR3 Baobab Polished
 AYW2 Baobab Kit Endless Polished

atlasPLAN
160x320 cm - 63"x126" ± 6 mm
 AXXV Baobab Endless Polished
 AXYN Baobab Kit Endless Polished

162x324 cm - 63³/₄"x127¹/₂" P. 338
 SINGLE SLAB NON-RECTIFIED FOR COUNTERTOPS & FURNITURE

Marble Look

INDEX



PRODUCT
FINDER



SURFACE
RANGE



COMPANY



COLLECTIONS



LARGE SIZES



- MARBLE LOOK
- CONCRETE LOOK
- WOOD LOOK
- STONE LOOK
- SOLID LOOK
- COLOR & DECOR LOOK

SLABS FOR
COUNTERTOPS
& FURNITURE



BATHROOM
FURNITURE
& TABLES



FACADES



TECHNICAL
SPECIFICATIONS



⁽¹⁾ The various graphics of the product are distributed randomly in the boxes, without the possibility of choosing between the available patterns.

⁽²⁾ The Endless Kit contains all the graphics of the product with vein continuity, ensuring that all the numbered faces in the composition can be found in a single box. The number of the graphic - G1, G2, G3, etc - is printed on the side and indicated with an adhesive label placed on the slab. To reconstruct the surface with continuous veins, simply lay the tiles in numerical progression: G1, G2, G3 and so on.

⁽³⁾ Minor misalignments in the continuity of the veins between different graphics is normal for this type of product.

⁽⁴⁾ Codes A and B are sold separately.

Large Sizes⁽¹⁾

Porcelain Tiles




BOOST BALANCE - PURE
120x120 cm - 47/4"x47/4" ± 9 mm
 AJMS Pure Matte [Sensitech](#)
 AJM2 Pure Velvet [Velvtech](#)
 AJNC Pure Grip [Sensitech](#)
120x278 cm - 47/4"x109/2" ± 6 mm
 AJMI Pure Matte



BOOST BALANCE - IVORY
120x120 cm - 47/4"x47/4" ± 9 mm
 AJMU Ivory Matte [Sensitech](#)
 AJM4 Ivory Velvet [Velvtech](#)
 AJNE Ivory Grip [Sensitech](#)
120x278 cm - 47/4"x109/2" ± 6 mm
 AJMK Ivory Matte



BOOST PRO - IVORY
120x120 cm - 47/4"x47/4" ± 6 - 9 mm
 AØCQ Ivory 6 mm Matte
 AØAF Ivory 9 mm Matte [Sensitech](#)
 AØAO Ivory 9 mm Grip [Sensitech](#)
120x240 cm - 47/4"x94/2" ± 9 mm
 AØCF Ivory Matte [Sensitech](#)
120x278 cm - 47/4"x109/2" ± 6 mm
 AØCK Ivory Matte



BOOST NATURAL - KAOLIN
120x120 cm - 47/4"x47/4" ± 9 mm
 A65N Kaolin Matte [Sensitech](#)
 A653 Kaolin Grip [Sensitech](#)
120x120 cm - 47/4"x47/4" ± 20 mm
 A7Q7 Kaolin 20 mm Outdoor [Sensitech](#)
120x278 cm - 47/4"x109/2" ± 6 mm
 A67B Kaolin Matte

atlasPLAN
160x320 cm - 63"x126" ± 6 mm
 ALRØ Kaolin Hammered



PRISM - CORD
120x120 cm - 47/4"x47/4" ± 9 mm
 A4ON Cord Silk
 A4OH Cord Matte [Sensitech](#)
 A5OJ Cord Grip [Sensitech](#)
120x120 cm - 47/4"x47/4" ± 20 mm
 A5ON Cord 20 mm Outdoor [Sensitech](#)
120x278 cm - 47/4"x109/2" ± 6 mm
 A4UQ Cord Matte



BOOST BALANCE - CREAM
120x120 cm - 47/4"x47/4" ± 9 mm
 AJMV Cream Matte [Sensitech](#)
 AJM5 Cream Velvet [Velvtech](#)
 AJNF Cream Grip [Sensitech](#)
120x278 cm - 47/4"x109/2" ± 6 mm
 AJML Cream Matte



BOOST PRO - CREAM
120x120 cm - 47/4"x47/4" ± 6 - 9 mm
 AØCR Cream 6 mm Matte
 AØAH Cream 9 mm Matte [Sensitech](#)
 AØAQ Cream 9 mm Grip [Sensitech](#)
120x120 cm - 47/4"x47/4" ± 20 mm
 A3DD Cream 20 mm Outdoor [Sensitech](#)
120x240 cm - 47/4"x94/2" ± 9 mm
 AØCG Cream Matte [Sensitech](#)
120x278 cm - 47/4"x109/2" ± 6 mm
 AØCM Cream Matte



BOOST NATURAL - ASH
120x120 cm - 47/4"x47/4" ± 9 mm
 A6WT Ash Matte [Sensitech](#)
 A654 Ash Grip [Sensitech](#)
120x120 cm - 47/4"x47/4" ± 20 mm
 A7Q8 Ash 20 mm Outdoor [Sensitech](#)
120x278 cm - 47/4"x109/2" ± 6 mm
 A67C Ash Matte


Concrete Look



BOOST BALANCE - ASH
120x120 cm - 47/4"x47/4" ± 9 mm
 AJMW Ash Matte [Sensitech](#)
 AJM6 Ash Velvet [Velvtech](#)
 AJNG Ash Grip [Sensitech](#)
120x120 cm - 47/4"x47/4" ± 20 mm
 AJPF Ash 20 mm Outdoor [Sensitech](#)
120x278 cm - 47/4"x109/2" ± 6 mm
 AJMM Ash Matte

atlasPLAN
160x320 cm - 63"x126" ± 6 mm
 AJG4 Ash Matte

162x324 cm - 63"x127/2" P. 338
 SINGLE SLAB NON-RECTIFIED
 FOR COUNTERTOPS & FURNITURE



BOOST PRO - CLAY
120x120 cm - 47/4"x47/4" ± 6 - 9 mm
 AØCS Clay 6 mm Matte
 AØAJ Clay 9 mm Matte [Sensitech](#)
 AØBV Clay 9 mm Grip [Sensitech](#)
120x120 cm - 47/4"x47/4" ± 20 mm
 A3DE Clay 20 mm Outdoor [Sensitech](#)

120x240 cm - 47/4"x94/2" ± 9 mm
 AØCJ Clay Matte [Sensitech](#)

120x278 cm - 47/4"x109/2" ± 6 mm
 AØCN Clay Matte

160x160 cm - 63"x63" ± 6 mm
 AØQG Clay Matte



BOOST NATURAL - ECRU
120x120 cm - 47/4"x47/4" ± 9 mm
 A6WU Ecrú Matte [Sensitech](#)
 A655 Ecrú Grip [Sensitech](#)
120x120 cm - 47/4"x47/4" ± 20 mm
 A7Q9 Ecrú 20 mm Outdoor [Sensitech](#)
120x278 cm - 47/4"x109/2" ± 6 mm
 A67D Ecrú Matte

atlasPLAN
162x324 cm - 63"x127/2" P. 338
 SINGLE SLAB NON-RECTIFIED
 FOR COUNTERTOPS & FURNITURE



BOOST NATURAL - CORAL
120x120 cm - 47/4"x47/4" ± 9 mm
 A65R Coral Matte [Sensitech](#)
120x278 cm - 47/4"x109/2" ± 6 mm
 A67H Coral Matte



PRISM - SUEDE
120x120 cm - 47/4"x47/4" ± 9 mm
 A4OM Suede Silk
 A4OG Suede Matte [Sensitech](#)
 A5OI Suede Grip [Sensitech](#)
120x120 cm - 47/4"x47/4" ± 20 mm
 A5OM Suede 20 mm Outdoor [Sensitech](#)
120x278 cm - 47/4"x109/2" ± 6 mm
 A4UP Suede Matte



BOOST PRO - TAUPE
120x120 cm - 47/4"x47/4" ± 6 - 9 mm
 AØCT Taupe 6 mm Matte
 AØAL Taupe 9 mm Matte [Sensitech](#)
 AØBW Taupe 9 mm Grip [Sensitech](#)
120x120 cm - 47/4"x47/4" ± 20 mm
 A3DF Taupe 20 mm Outdoor [Sensitech](#)

120x278 cm - 47/4"x109/2" ± 6 mm
 AØCO Taupe Matte

160x160 cm - 63"x63" ± 6 mm
 AØQH Taupe Matte



BOOST NATURAL - UMBER
120x120 cm - 47/4"x47/4" ± 9 mm
 A65O Umber Matte [Sensitech](#)
 A656 Umber Grip [Sensitech](#)
120x278 cm - 47/4"x109/2" ± 6 mm
 A67E Umber Matte

BOOST PRO - TOBACCO
120x120 cm - 47/4"x47/4" ± 6 - 9 mm
 AØCU Tobacco 6 mm Matte
 AØAN Tobacco 9 mm Matte [Sensitech](#)
 AØBX Tobacco 9 mm Grip [Sensitech](#)
120x120 cm - 47/4"x47/4" ± 20 mm
 A3DH Tobacco 20 mm Outdoor [Sensitech](#)

120x240 cm - 47/4"x94/2" ± 9 mm
 AØCI Tobacco Matte [Sensitech](#)
120x278 cm - 47/4"x109/2" ± 6 mm
 AØCP Tobacco Matte

INDEX



PRODUCT
FINDER



SURFACE
RANGE



COMPANY



COLLECTIONS



LARGE SIZES



- MARBLE LOOK
- CONCRETE LOOK
- WOOD LOOK
- STONE LOOK
- SOLID LOOK
- COLOR & DECOR LOOK

SLABS FOR
COUNTERTOPS
& FURNITURE



BATHROOM
FURNITURE
& TABLES



FACADES



TECHNICAL
SPECIFICATIONS




⁽¹⁾ The various graphics of the product are distributed randomly in the boxes, without the possibility of choosing between the available patterns.


(translations: page 337)

Large Sizes⁽¹⁾

Porcelain Tiles




BOOST EXPRESSION - GLOW
120x120 cm - 47¹/₄"x47¹/₄" ± 9 mm
 AY17 Glow Matte [Sensitech](#)
 AYUQ Glow Grip [Sensitech](#)
120x278 cm - 47¹/₄"x109¹/₂" ± 6 mm
 AYSG Glow Matte



BOOST NATURAL PRO - SALT
120x120 cm - 47¹/₄"x47¹/₄" ± 9 mm
 AQ8U Salt Matte [Sensitech](#)
 AQ8K Salt Velvet [Velvtech](#)
 AQ9J Salt Grip [Sensitech](#)
120x278 cm - 47¹/₄"x109¹/₂" ± 6 mm
 AQ9E Salt Matte



PRISM - COTTON
120x120 cm - 47¹/₄"x47¹/₄" ± 9 mm
 A4OO Cotton Silk
 A4OI Cotton Matte [Sensitech](#)
120x278 cm - 47¹/₄"x109¹/₂" ± 6 mm
 A4UR Cotton Matte



BOOST EXPRESSION - SHELL
120x120 cm - 47¹/₄"x47¹/₄" ± 9 mm
 AYT8 Shell Matte [Sensitech](#)
 AYUP Shell Grip [Sensitech](#)
120x120 cm - 47¹/₄"x47¹/₄" ± 20 mm
 AYRU Shell 20mm Outdoor [Sensitech](#)
120x278 cm - 47¹/₄"x109¹/₂" ± 6 mm
 AYSH Shell Matte



BOOST EXPRESSION - CAMEL
120x120 cm - 47¹/₄"x47¹/₄" ± 9 mm
 AYT9 Camel Matte [Sensitech](#)
 AYUR Camel Grip [Sensitech](#)
120x278 cm - 47¹/₄"x109¹/₂" ± 6 mm
 AYSI Camel Matte




BOOST NATURAL PRO - OAT
120x120 cm - 47¹/₄"x47¹/₄" ± 9 mm
 AQ8V Oat Matte [Sensitech](#)
 AQ8L Oat Velvet [Velvtech](#)
 AQ9K Oat Grip [Sensitech](#)
120x120 cm - 47¹/₄"x47¹/₄" ± 20 mm
 ARB2 Oat 20 mm Outdoor [Sensitech](#)
120x278 cm - 47¹/₄"x109¹/₂" ± 6 mm
 AQ9F Oat Matte



BOOST NATURAL PRO - SAND
120x120 cm - 47¹/₄"x47¹/₄" ± 9 mm
 AQ8W Sand Matte [Sensitech](#)
 AQ8M Sand Velvet [Velvtech](#)
 AQ9L Sand Grip [Sensitech](#)
120x278 cm - 47¹/₄"x109¹/₂" ± 6 mm
 AQ9G Sand Matte

atlasPLAN
162x324 cm - 63³/₄"x127¹/₂" P. 338
 SINGLE SLAB NON-RECTIFIED
 FOR COUNTERTOPS & FURNITURE



BOOST EXPRESSION - TAN
120x120 cm - 47¹/₄"x47¹/₄" ± 9 mm
 AYUA Tan Matte [Sensitech](#)
 AYUS Tan Grip [Sensitech](#)
120x278 cm - 47¹/₄"x109¹/₂" ± 6 mm
 AYSJ Tan Matte



BOOST BALANCE - WHITE
120x120 cm - 47¹/₄"x47¹/₄" ± 9 mm
 AJMT White Matte [Sensitech](#)
 AJM3 White Velvet [Velvtech](#)
 AJND White Grip [Sensitech](#)
120x120 cm - 47¹/₄"x47¹/₄" ± 20 mm
 AJPE White 20 mm Outdoor [Sensitech](#)
120x278 cm - 47¹/₄"x109¹/₂" ± 6 mm
 AJMJ White Matte



BOOST BALANCE - MOON
120x120 cm - 47¹/₄"x47¹/₄" ± 9 mm
 AJMX Moon Matte [Sensitech](#)
 AJM7 Moon Velvet [Velvtech](#)
 AJNH Moon Grip [Sensitech](#)
120x278 cm - 47¹/₄"x109¹/₂" ± 6 mm
 AJMN Moon Matte



BOOST - WHITE
120x120 cm - 47¹/₄"x47¹/₄" ± 6 - 9mm
 A2TK White 6 mm Matte
 AMGI White 9 mm Matte [Sensitech](#)
 AMGN White 9 mm Grip [Sensitech](#)
120x120 cm - 47¹/₄"x47¹/₄" ± 20 mm
 AMG3 White 20 mm Outdoor [Sensitech](#)
120x240 cm - 47¹/₄"x94¹/₂" ± 9 mm
 AMGD White Matte [Sensitech](#)
120x278 cm - 47¹/₄"x109¹/₂" ± 6 mm
 AØBD White Matte
160x160 cm - 63"x63" ± 6 mm
 AØDE White RT Matte

atlasPLAN
160x320 cm - 63"x126" ± 6 mm
 AO5Z White Hammered
162x324 cm - 63³/₄"x127¹/₂" P. 338
 SINGLE SLAB NON-RECTIFIED
 FOR COUNTERTOPS & FURNITURE



BOOST EXPRESSION - ICE
120x120 cm - 47¹/₄"x47¹/₄" ± 9 mm
 AYT2 Ice Matte [Sensitech](#)
 AYUN Ice Grip [Sensitech](#)
120x120 cm - 47¹/₄"x47¹/₄" ± 20 mm
 AYRS Ice 20mm Outdoor [Sensitech](#)
120x278 cm - 47¹/₄"x109¹/₂" ± 6 mm
 AYSE Ice Matte



BOOST EXPRESSION - HAZE
120x120 cm - 47¹/₄"x47¹/₄" ± 9 mm
 AYT4 Haze Matte [Sensitech](#)
 AYUO Haze Grip [Sensitech](#)
120x120 cm - 47¹/₄"x47¹/₄" ± 20 mm
 AYRT Haze 20mm Outdoor [Sensitech](#)
120x278 cm - 47¹/₄"x109¹/₂" ± 6 mm
 AYSF Haze Matte



BOOST NATURAL PRO - CINDER
120x120 cm - 47¹/₄"x47¹/₄" ± 9 mm
 AQ8X Cinder Matte [Sensitech](#)
 AQ8N Cinder Velvet [Velvtech](#)
 AQ9M Cinder Grip [Sensitech](#)
120x120 cm - 47¹/₄"x47¹/₄" ± 20 mm
 ARB4 Cinder 20 mm Outdoor [Sensitech](#)
120x278 cm - 47¹/₄"x109¹/₂" ± 6 mm
 AQ9H Cinder Matte



BOOST NATURAL PRO - DOVE
120x120 cm - 47¹/₄"x47¹/₄" ± 9 mm
 AQ8Y Dove Matte [Sensitech](#)
 AQ8O Dove Velvet [Velvtech](#)
 AQ9N Dove Grip [Sensitech](#)
120x278 cm - 47¹/₄"x109¹/₂" ± 6 mm
 AQ9I Dove Matte

Concrete Look

INDEX



PRODUCT
FINDER



SURFACE
RANGE



COMPANY



COLLECTIONS




LARGE SIZES




- MARBLE LOOK
- CONCRETE LOOK
- WOOD LOOK
- STONE LOOK
- SOLID LOOK
- COLOR & DECOR LOOK

SLABS FOR
COUNTERTOPS
& FURNITURE



BATHROOM
FURNITURE
& TABLES



FACADES



TECHNICAL
SPECIFICATIONS



⁽¹⁾ The various graphics of the product are distributed randomly in the boxes, without the possibility of choosing between the available patterns.

(translations: page 337)

Large Sizes⁽¹⁾


Porcelain Tiles



BOOST BALANCE - PEARL
120x120 cm - 47¹/₄"x47¹/₄" ± 9 mm
 AJMY Pearl Matte [Sensitech](#)
 AJM8 Pearl Velvet [Velvtech](#)
 AJNI Pearl Grip [Sensitech](#)
120x120 cm - 47¹/₄"x47¹/₄" ± 20 mm
 AJMH Pearl 20 mm Outdoor [Sensitech](#)
120x278 cm - 47¹/₄"x109¹/₂" ± 6 mm
 AJMO Pearl Matte



PRISM - CLOUD
120x120 cm - 47¹/₄"x47¹/₄" ± 9 mm
 A4OP Cloud Silk
 A4OJ Cloud Matte [Sensitech](#)
 A5OK Cloud Grip [Sensitech](#)
120x120 cm - 47¹/₄"x47¹/₄" ± 20 mm
 A5OO Cloud 20 mm Outdoor [Sensitech](#)
120x278 cm - 47¹/₄"x109¹/₂" ± 6 mm
 A4US Cloud Matte



BOOST - PEARL
120x120 cm - 47¹/₄"x47¹/₄" ± 6 - 9 mm
 A2TM Pearl 6 mm Matte
 AMGJ Pearl 9 mm Matte [Sensitech](#)
 AMGO Pearl 9 mm Grip [Sensitech](#)
120x240 cm - 47¹/₄"x94¹/₂" ± 9 mm
 AMGE Pearl Matte [Sensitech](#)
120x278 cm - 47¹/₄"x109¹/₂" ± 6 mm
 AØBE Pearl Matte



BOOST BALANCE - GREY
120x120 cm - 47¹/₄"x47¹/₄" ± 9 mm
 AJMZ Grey Matte [Sensitech](#)
 AJM9 Grey Velvet [Velvtech](#)
 AJNJ Grey Grip [Sensitech](#)
120x120 cm - 47¹/₄"x47¹/₄" ± 20 mm
 AJPG Grey 20 mm Outdoor [Sensitech](#)
120x278 cm - 47¹/₄"x109¹/₂" ± 6 mm
 AJMP Grey Matte



BOOST - GREY
120x120 cm - 47¹/₄"x47¹/₄" ± 6 - 9 mm
 A2TN Grey 6 mm Matte
 AMGK Grey 9 mm Matte [Sensitech](#)
 AMGP Grey 9 mm Grip [Sensitech](#)
120x120 cm - 47¹/₄"x47¹/₄" ± 20 mm
 AMG5 Grey 20 mm Outdoor [Sensitech](#)
120x240 cm - 47¹/₄"x94¹/₂" ± 9 mm
 AMGF Grey Matte [Sensitech](#)
120x278 cm - 47¹/₄"x109¹/₂" ± 6 mm
 AØBF Grey Matte
160x160 cm - 63"x63" ± 6 mm
 A68K Grey RT Matte

atlasPLAN

160x320 cm - 63"x126" ± 6 mm
 A68I Grey Hammered
162x324 cm - 63³/₄"x127¹/₂" P. 338
 SINGLE SLAB NON-RECTIFIED
 FOR COUNTERTOPS & FURNITURE



PRISM - FOG
120x120 cm - 47¹/₄"x47¹/₄" ± 9 mm
 A4OQ Fog Silk
 A4OK Fog Matte [Sensitech](#)
 A5OL Fog Grip [Sensitech](#)
120x120 cm - 47¹/₄"x47¹/₄" ± 20 mm
 A5OP Fog 20 mm Outdoor [Sensitech](#)
120x278 cm - 47¹/₄"x109¹/₂" ± 6 mm
 A4UT Fog Matte



BOOST BALANCE - SMOKE
120x120 cm - 47¹/₄"x47¹/₄" ± 9 mm
 AJMØ Smoke Matte [Sensitech](#)
 AJNA Smoke Velvet [Velvtech](#)
 AJNK Smoke Grip [Sensitech](#)
120x278 cm - 47¹/₄"x109¹/₂" ± 6 mm
 AJMQ Smoke Matte



BOOST - SMOKE
120x120 cm - 47¹/₄"x47¹/₄" ± 6 - 9 mm
 A2TO Smoke 6 mm Matte
 AMGL Smoke 9 mm Matte [Sensitech](#)
 AMGQ Smoke Grip [Sensitech](#)
120x120 cm - 47¹/₄"x47¹/₄" ± 20 mm
 AMG6 Smoke 20 mm Outdoor [Sensitech](#)
120x240 cm - 47¹/₄"x94¹/₂" ± 9 mm
 AMGG Smoke Matte [Sensitech](#)
120x278 cm - 47¹/₄"x109¹/₂" ± 6 mm
 AØBG Smoke Matte
160x160 cm - 63"x63" ± 6 mm
 AØDF Smoke RT Matte

atlasPLAN

160x320 cm - 63"x126" ± 6 mm
 AO5Ø Smoke Hammered
162x324 cm - 63³/₄"x127¹/₂" P. 338
 SINGLE SLAB NON-RECTIFIED
 FOR COUNTERTOPS & FURNITURE



BOOST NATURAL - COAL
120x120 cm - 47¹/₄"x47¹/₄" ± 9 mm
 A65P Coal Matte [Sensitech](#)
 A657 Coal Grip [Sensitech](#)
120x278 cm - 47¹/₄"x109¹/₂" ± 6 mm
 A67F Coal Matte



BOOST BALANCE - TARMAC
120x120 cm - 47¹/₄"x47¹/₄" ± 9 mm
 AJM1 Tarmac Matte [Sensitech](#)
 AJNB Tarmac Velvet [Velvtech](#)
 AJNL Tarmac Grip [Sensitech](#)
120x278 cm - 47¹/₄"x109¹/₂" ± 6 mm
 AJMR Tarmac Matte




BOOST - TARMAC
120x120 cm - 47¹/₄"x47¹/₄" ± 6 - 9 mm
 A2TP Tarmac 6 mm Matte
 AMGM Tarmac 9 mm Matte [Sensitech](#)
 AMGR Tarmac 9 mm Grip [Sensitech](#)
120x120 cm - 47¹/₄"x47¹/₄" ± 20 mm
 AMG7 Tarmac 20 mm Outdoor [Sensitech](#)
120x240 cm - 47¹/₄"x94¹/₂" ± 9 mm
 AMGH Tarmac Matte [Sensitech](#)
120x278 cm - 47¹/₄"x109¹/₂" ± 6 mm
 AOQB Tarmac Matte
160x160 cm - 63"x63" ± 6 mm
 A68L Tarmac RT Matte

atlasPLAN

160x320 cm - 63"x126" ± 6 mm
 A68J Tarmac Hammered
162x324 cm - 63³/₄"x127¹/₂" P. 338
 SINGLE SLAB NON-RECTIFIED
 FOR COUNTERTOPS & FURNITURE



BOOST EXPRESSION - CARBON
120x120 cm - 47¹/₄"x47¹/₄" ± 9 mm
 AYT5 Carbon Matte [Sensitech](#)



PRISM - GRAPHITE
120x120 cm - 47¹/₄"x47¹/₄" ± 9 mm
 A4OR Graphite Silk
 A4OL Graphite Matte [Sensitech](#)
120x278 cm - 47¹/₄"x109¹/₂" ± 6 mm
 A4UU Graphite Matte

Concrete Look

INDEX



PRODUCT
FINDER



SURFACE
RANGE



COMPANY



COLLECTIONS



LARGE SIZES



- MARBLE LOOK
- CONCRETE LOOK
- WOOD LOOK
- STONE LOOK
- SOLID LOOK
- COLOR & DECOR LOOK

SLABS FOR
COUNTERTOPS
& FURNITURE



BATHROOM
FURNITURE
& TABLES



FACADES



TECHNICAL
SPECIFICATIONS




⁽¹⁾ The various graphics of the product are distributed randomly in the boxes, without the possibility of choosing between the available patterns.


(translations: page 337)

Large Sizes⁽¹⁾


Porcelain Tiles




LOG - BRIGHT OAK
120x278 cm - 47¹/₄"x109¹/₂" ± 6 mm
 AX28 Bright Oak Matte



LOG - BRIGHT OAK LINE
120x278 cm - 47¹/₄"x109¹/₂" ± 6 mm
 AX29 Bright Oak Line ♦ Matte




LOG - ICON OAK
120x278 cm - 47¹/₄"x109¹/₂" ± 6 mm
 AX26 Log Icon Oak Matte




LOG - ICON OAK LINE
120x278 cm - 47¹/₄"x109¹/₂" ± 6 mm
 AX27 Log Icon Oak Line ♦ Matte

Wood Look




NOCE CANALETTO
atlasPLAN
160x320 cm - 63"x126"
 AKFD Noce Canaletto Matte
162x324 cm - 63³/₄"x127¹/₂"
 SINGLE SLAB NON-RECTIFIED
 FOR COUNTERTOPS & FURNITURE




BOOST ICOR - BONE
120x120 cm - 47¹/₄"x47¹/₄" ± 9 mm
 AYAY Bone Matte [Sensitech](#)
120x120 cm - 47¹/₄"x47¹/₄" ± 20 mm
 AYCG Bone 20mm Outdoor [Sensitech](#)
120x240 cm - 47¹/₄"x94¹/₂" ± 9 mm
 AX53 Bone Matte [Sensitech](#)
120x278 cm - 47¹/₄"x109¹/₂" ± 6 mm
 AYAN Bone Matte

atlasPLAN
160x320 cm - 63"x126" ± 6 mm
 AX6K Bone Hammered
162x324 cm - 63³/₄"x127¹/₂" P. 338
 SINGLE SLAB NON-RECTIFIED
 FOR COUNTERTOPS & FURNITURE




BOOST STONE - IVORY
120x120 cm - 47¹/₄"x47¹/₄" ± 9 mm
 A6QT Ivory Matte [Sensitech](#)
120x278 cm - 47¹/₄"x109¹/₂" ± 6 mm
 A6R8 Ivory Matte


atlasPLAN
160x320 cm - 63"x126" ± 6 mm
 AJRX Ivory Hammered
162x324 cm - 63³/₄"x127¹/₂" P. 338
 SINGLE SLAB NON-RECTIFIED
 FOR COUNTERTOPS & FURNITURE




BOOST MINERAL - WHITE
120x120 cm - 47¹/₄"x47¹/₄" ± 9 mm
 AHT6 White Matte [Sensitech](#)
120x120 cm - 47¹/₄"x47¹/₄" ± 20 mm
 AH35 White 20 mm Outdoor [Sensitech](#)
120x240 cm - 47¹/₄"x94¹/₂" ± 9 mm
 AHW1 White Elegant Matte [Sensitech](#)
120x278 cm - 47¹/₄"x109¹/₂" ± 6 mm
 AHW7 White Elegant Matte




BOOST STONE - WHITE
120x120 cm - 47¹/₄"x47¹/₄" ± 9 mm
 A6QS White Matte [Sensitech](#)
120x120 cm - 47¹/₄"x47¹/₄" ± 20 mm
 A67M White 20 mm Outdoor [Sensitech](#)
120x278 cm - 47¹/₄"x109¹/₂" ± 6 mm
 A6R7 White Matte



BOOST MIX - IVORY
120x120 cm - 47¹/₄"x47¹/₄" ± 9 mm
 A8XD Ivory Matte [Sensitech](#)
120x120 cm - 47¹/₄"x47¹/₄" ± 20 mm
 A84U Ivory 20 mm Outdoor [Sensitech](#)
120x278 cm - 47¹/₄"x109¹/₂" ± 6 mm
 A8Y7 Ivory Matte



BOOST ICOR - DUST
120x120 cm - 47¹/₄"x47¹/₄" ± 9 mm
 AYAZ Dust Matte [Sensitech](#)
120x120 cm - 47¹/₄"x47¹/₄" ± 20 mm
 AYCH Dust 20mm Outdoor [Sensitech](#)
120x240 cm - 47¹/₄"x94¹/₂" ± 9 mm
 AX54 Dust Matte [Sensitech](#)
120x278 cm - 47¹/₄"x109¹/₂" ± 6 mm
 AYAO Dust Matte



LIMS - IVORY
120x120 cm - 47¹/₄"x47¹/₄" ± 9 mm
 A3DI Ivory Matte [Sensitech](#)
120x278 cm - 47¹/₄"x109¹/₂" ± 6 mm
 A3EI Ivory Matte



BOOST STONE - CREAM
120x120 cm - 47¹/₄"x47¹/₄" ± 9 mm
 A6QU Cream Matte [Sensitech](#)
120x120 cm - 47¹/₄"x47¹/₄" ± 20 mm
 A67N Cream 20 mm Outdoor [Sensitech](#)
120x278 cm - 47¹/₄"x109¹/₂" ± 6 mm
 A6R9 Cream Matte

Stone Look

♦ Graphic pattern. Misalignments in the continuity between different patterns is normal for this type of product.

⁽¹⁾ The various graphics of the product are distributed randomly in the boxes, without the possibility of choosing between the available patterns.

(translations: page 337)

INDEX



PRODUCT
FINDER



SURFACE
RANGE



COMPANY



COLLECTIONS



LARGE SIZES



- MARBLE LOOK
- CONCRETE LOOK
- WOOD LOOK
- STONE LOOK
- SOLID LOOK
- COLOR & DECOR LOOK

SLABS FOR
COUNTERTOPS
& FURNITURE



BATHROOM
FURNITURE
& TABLES



FACADES




TECHNICAL
SPECIFICATIONS



Large Sizes⁽¹⁾

Porcelain Tiles




BOOST ICOR - DUNE
120x120 cm - 47¹/₄"x47¹/₄" ± 9 mm
 AYAØ Dune Matte [Sensitech](#)
120x120 cm - 47¹/₄"x47¹/₄" ± 20 mm
 AYCI Dune 20mm Outdoor [Sensitech](#)
120x240 cm - 47¹/₄"x94¹/₂" ± 9 mm
 AX1Y Dune Matte [Sensitech](#)
120x278 cm - 47¹/₄"x109¹/₂" ± 6 mm
 AYAP Dune Matte


atlasPLAN

160x320 cm - 63"x126" ± 6 mm
 AX6M Dune Hammered

162x324 cm - 63³/₄"x127¹/₂" P. 338
 SINGLE SLAB NON-RECTIFIED
 FOR COUNTERTOPS & FURNITURE




BOOST ICOR - OYSTER
120x120 cm - 47¹/₄"x47¹/₄" ± 9 mm
 AYA2 Oyster Matte [Sensitech](#)
120x120 cm - 47¹/₄"x47¹/₄" ± 20 mm
 AYCJ Oyster 20mm Outdoor [Sensitech](#)
120x240 cm - 47¹/₄"x94¹/₂" ± 9 mm
 AX55 Oyster Matte [Sensitech](#)
120x278 cm - 47¹/₄"x109¹/₂" ± 6 mm
 AYAQ Oyster Matte




LIMS - BEIGE
120x120 cm - 47¹/₄"x47¹/₄" ± 9 mm
 A3DJ Beige Matte [Sensitech](#)
120x278 cm - 47¹/₄"x109¹/₂" ± 6 mm
 A3EJ Beige Matte




BOOST ICOR - CRETE
120x120 cm - 47¹/₄"x47¹/₄" ± 9 mm
 AYA3 Crete Matte [Sensitech](#)




BOOST STONE - CLAY
120x120 cm - 47¹/₄"x47¹/₄" ± 9 mm
 A6QV Clay Matte [Sensitech](#)
120x120 cm - 47¹/₄"x47¹/₄" ± 20 mm
 A67O Clay 20 mm Outdoor [Sensitech](#)
120x278 cm - 47¹/₄"x109¹/₂" ± 6 mm
 A6SA Clay Matte




BOOST MIX - PEARL
120x120 cm - 47¹/₄"x47¹/₄" ± 9 mm
 A8XE Pearl Matte [Sensitech](#)
120x120 cm - 47¹/₄"x47¹/₄" ± 20 mm
 A84V Pearl 20 mm Outdoor [Sensitech](#)
120x278 cm - 47¹/₄"x109¹/₂" ± 6 mm
 A8Y8 Pearl Matte



BOOST STONE - PEARL
120x120 cm - 47¹/₄"x47¹/₄" ± 9 mm
 A6QX Pearl Matte [Sensitech](#)
120x278 cm - 47¹/₄"x109¹/₂" ± 6 mm
 A6SC Pearl Matte




BOOST MINERAL - PEARL
120x120 cm - 47¹/₄"x47¹/₄" ± 9 mm
 AHT7 Pearl Matte [Sensitech](#)
120x240 cm - 47¹/₄"x94¹/₂" ± 9 mm
 AHW2 Pearl Elegant Matte [Sensitech](#)
120x278 cm - 47¹/₄"x109¹/₂" ± 6 mm
 AHWX Pearl Elegant Matte



BOOST STONE - GREY
120x120 cm - 47¹/₄"x47¹/₄" ± 9 mm
 A6QY Grey Matte [Sensitech](#)
120x120 cm - 47¹/₄"x47¹/₄" ± 20 mm
 A67P Grey 20 mm Outdoor [Sensitech](#)
120x278 cm - 47¹/₄"x109¹/₂" ± 6 mm
 A6SD Grey Matte

Stone Look



BOOST ICOR - SIDERAL
120x120 cm - 47¹/₄"x47¹/₄" ± 9 mm
 AYA4 Sideral Matte [Sensitech](#)



BOOST STONE - TAUPE
120x120 cm - 47¹/₄"x47¹/₄" ± 9 mm
 A6QW Taupe Matte [Sensitech](#)
120x278 cm - 47¹/₄"x109¹/₂" ± 6 mm
 A6SB Taupe Matte



KONE - MIX
atlasPLAN
160x320 cm - 63"x126" ± 6 mm
 AJKP Kone Mix Hammered
162x324 cm - 63³/₄"x127¹/₂" P. 338
 SINGLE SLAB NON-RECTIFIED
 FOR COUNTERTOPS & FURNITURE




BOOST MINERAL - GREY
120x120 cm - 47¹/₄"x47¹/₄" ± 9 mm
 AHT8 Grey Matte [Sensitech](#)
120x120 cm - 47¹/₄"x47¹/₄" ± 20 mm
 AH36 Grey 20 mm Outdoor [Sensitech](#)
120x240 cm - 47¹/₄"x94¹/₂" ± 9 mm
 AHW3 Grey Elegant Matte [Sensitech](#)
120x278 cm - 47¹/₄"x109¹/₂" ± 6 mm
 AHWY Grey Elegant

atlasPLAN

160x320 cm - 63"x126" ± 6 mm
 AKGA Grey Hammered

162x324 cm - 63³/₄"x127¹/₂" P. 338
 SINGLE SLAB NON-RECTIFIED
 FOR COUNTERTOPS & FURNITURE



BOOST MINERAL - SMOKE
120x120 cm - 47¹/₄"x47¹/₄" ± 9 mm
 AHT9 Smoke Matte [Sensitech](#)
120x120 cm - 47¹/₄"x47¹/₄" ± 20 mm
 AH37 Smoke 20 mm Outdoor [Sensitech](#)
120x240 cm - 47¹/₄"x94¹/₂" ± 9 mm
 AHW4 Smoke Elegant Matte [Sensitech](#)
120x278 cm - 47¹/₄"x109¹/₂" ± 6 mm
 AHWZ Smoke Elegant Matte



BOOST STONE - SMOKE
120x120 cm - 47¹/₄"x47¹/₄" ± 9 mm
 A6L8 Smoke Matte [Sensitech](#)
120x120 cm - 47¹/₄"x47¹/₄" ± 20 mm
 A7II Smoke 20 mm Outdoor [Sensitech](#)
120x278 cm - 47¹/₄"x109¹/₂" ± 6 mm
 A6SE Smoke Matte

INDEX



PRODUCT
FINDER



SURFACE
RANGE



COMPANY



COLLECTIONS



LARGE SIZES



MARBLE LOOK
 CONCRETE LOOK
 WOOD LOOK
 STONE LOOK
 SOLID LOOK
 COLOR & DECOR LOOK

SLABS FOR
COUNTERTOPS
& FURNITURE



BATHROOM
FURNITURE
& TABLES



FACADES



TECHNICAL
SPECIFICATIONS



⁽¹⁾ The various graphics of the product are distributed randomly in the boxes, without the possibility of choosing between the available patterns.


(translations: page 337)

Large Sizes⁽¹⁾

Porcelain Tiles



BOOST MIX - SMOKE
120x120 cm - 47¹/₄"x47¹/₄" ± 9 mm
 A8XF Smoke Matte [Sensitech](#)
120x120 cm - 47¹/₄"x47¹/₄" ± 20 mm
 A84W Smoke 20 mm Outdoor [Sensitech](#)
120x278 cm - 47¹/₄"x109¹/₂" ± 6 mm
 A8Y9 Smoke Matte




BOOST MINERAL - TARMAC
120x120 cm - 47¹/₄"x47¹/₄" ± 9 mm
 AHUA Tarmac Matte [Sensitech](#)
120x120 cm - 47¹/₄"x47¹/₄" ± 20 mm
 AH38 Tarmac 20 mm Outdoor [Sensitech](#)
120x240 cm - 47¹/₄"x94¹/₂" ± 9 mm
 AHW5 Tarmac Elegant Matte [Sensitech](#)
120x278 cm - 47¹/₄"x109¹/₂" ± 6 mm
 AHWØ Tarmac Elegant Matte




BOOST STONE - TARMAC
120x120 cm - 47¹/₄"x47¹/₄" ± 9 mm
 A6QØ Tarmac Matte [Sensitech](#)
120x120 cm - 47¹/₄"x47¹/₄" ± 20 mm
 A67Q Tarmac 20 mm Outdoor [Sensitech](#)
120x278 cm - 47¹/₄"x109¹/₂" ± 6 mm
 A6SG Tarmac Matte



MARVEL STONE - BASALTINA VOLCANO
atlasPLAN
160x320 cm - 63"x126" ± 6 mm
 AJKO Basaltina Volcano Hammered
162x324 cm - 63³/₄"x127¹/₂" P. 338
 SINGLE SLAB NON-RECTIFIED
 FOR COUNTERTOPS & FURNITURE



ABSOLUTE WHITE
atlasPLAN
160x320 cm - 63"x126" ± 6 mm
 AJKR Absolute White Matte
162x324 cm - 63³/₄"x127¹/₂"
159x324 cm - 62⁵/₈"x127¹/₂"
 SINGLE SLAB NON-RECTIFIED
 FOR COUNTERTOPS & FURNITURE



BOOST COLOR - FROG PURE
120x278 cm - 47¹/₄"x109¹/₂" ± 6 mm
 AP3R Pure Frog Matte



BOOST COLOR - SALIX
120x278 cm - 47¹/₄"x109¹/₂" ± 6 mm
 AKNI Salix Matte




BOOST COLOR - MAUVE
120x278 cm - 47¹/₄"x109¹/₂" ± 6 mm
 AKNE Mauve Matte



BOOST COLOR - JADE
120x278 cm - 47¹/₄"x109¹/₂" ± 6 mm
 AKNK Jade Matte



BOOST COLOR - TEAL
120x278 cm - 47¹/₄"x109¹/₂" ± 6 mm
 AKNL Teal Matte



BOOST NATURAL - COBALT
120x120 cm - 47¹/₄"x47¹/₄" ± 9 mm
 A65Q Cobalt Matte [Sensitech](#)
120x278 cm - 47¹/₄"x109¹/₂" ± 6 mm
 A67G Cobalt Matte

Stone Look

Solid Look

Color & Decor

⁽¹⁾ The various graphics of the product are distributed randomly in the boxes, without the possibility of choosing between the available patterns.

(translations: page 337)

INDEX



PRODUCT
FINDER



SURFACE
RANGE



COMPANY



COLLECTIONS



LARGE SIZES



MARBLE LOOK
 CONCRETE LOOK
 WOOD LOOK
 STONE LOOK
 SOLID LOOK
 COLOR & DECOR LOOK

SLABS FOR
 COUNTERTOPS
 & FURNITURE



BATHROOM
 FURNITURE
 & TABLES



FACADES



TECHNICAL
 SPECIFICATIONS



Large Sizes⁽¹⁾

Glazed Porcelain Tiles




PRISM - BLOOM
120x278 cm - 47¹/₄"x109¹/₂" ± 6 mm
A4VH Bloom⁽⁴⁾ Matte




PRISM - CARAMEL
120x278 cm - 47¹/₄"x109¹/₂" ± 6 mm
A4VI Caramel⁽⁴⁾ Matte



PRISM - GRAPE
120x278 cm - 47¹/₄"x109¹/₂" ± 6 mm
A4VJ Grape⁽⁴⁾ Matte



PRISM - DUSK
120x278 cm - 47¹/₄"x109¹/₂" ± 6 mm
A4VK Dusk⁽⁴⁾ Matte



BOOST PRO - LEAVES
120x278 cm - 47¹/₄"x109¹/₂" ± 6 mm
A3HE Leaves A⁽⁴⁾ ⁽⁵⁾ Matte
A3M2 Leaves B⁽⁴⁾ ⁽⁵⁾ Matte

PATTERNS




A

B




PRISM - BRUSH
120x278 cm - 47¹/₄"x109¹/₂" ± 6 mm
A4VP Brush XL⁽⁷⁾ ⁽⁴⁾ Matte

PATTERNS



PRISM - GRADIENT
120x278 cm - 47¹/₄"x109¹/₂" ± 6 mm
A4VO Gradient XL⁽⁷⁾ ⁽⁴⁾ Matte

PATTERNS




PRISM - MIDNIGHT
120x278 cm - 47¹/₄"x109¹/₂" ± 6 mm
A4VL Midnight⁽⁴⁾ Matte



PRISM - MOSS
120x278 cm - 47¹/₄"x109¹/₂" ± 6 mm
A4VM Moss⁽⁴⁾ Matte



PRISM - EMERALD
120x278 cm - 47¹/₄"x109¹/₂" ± 6 mm
A4VN Emerald⁽⁴⁾ Matte



BOOST EXPRESSION - DUO CAMEL*
120x278 cm - 47¹/₄"x109¹/₂" ± 6 mm
AYSN Boost Expression Duo Camel⁽⁶⁾



BOOST EXPRESSION - DUO HAZE*
120x278 cm - 47¹/₄"x109¹/₂" ± 6 mm
AYSM Boost Expression Duo Haze⁽⁷⁾

⁽¹⁾ Codes A and B are sold separately.

⁽⁴⁾ It can be combined with: Camel and Glow. - Abbinabile con: Camel e Glow. - Peut être combiné avec: Camel et Glow. - Kombinierbar mit: Camel und Glow. - Combinabile con: Camel y Glow. - Совместимы с: Camel и Glow.

⁽⁵⁾ It can be combined with: Haze and Ice. - Abbinabile con: Haze e Ice. - Peut être combiné avec: Haze et Ice. - Kombinierbar mit: Haze und Ice. - Combinabile con: Haze y Ice. - Совместимы с: Haze и Ice.

⁽⁶⁾ Graphic pattern. Misalignments in the continuity between different patterns is normal for this type of product. - Decoro grafico. Eventuali disallineamenti nella continuità tra grafiche diverse sono una caratteristica intrinseca di questa tipologia di prodotto. Les éventuels petits désalignements de la continuité entre différents graphismes sont une caractéristique intrinsèque de cette typologie de produit. - Abweichungen in der Mustergeometrie zwischen einem Teil und einem anderen sind ein Merkmal dieses Produkts. - Las desalineaciones en la geometría del diseño entre una pieza y otra son un rasgo característico de este product. - несоответствие геометрии рисунка на стыке плит является характеристикой данного вида изделий. (translations: page 337)

⁽¹⁾ The various graphics of the product are distributed randomly in the boxes, without the possibility of choosing between the available patterns.

⁽⁴⁾ The use of a common mild detergent is recommended. Avoid using acidic or alkaline products, waxes, steel wool, or abrasives.

The decoration can only be laid on the wall

(translations: page 337)

INDEX



PRODUCT
FINDER



SURFACE
RANGE



COMPANY



COLLECTIONS



LARGE SIZES



MARBLE LOOK
CONCRETE LOOK
WOOD LOOK
STONE LOOK
SOLID LOOK
COLOR & DECOR LOOK

SLABS FOR
COUNTERTOPS
& FURNITURE



BATHROOM
FURNITURE
& TABLES




FACADES



TECHNICAL
SPECIFICATIONS



MARBLE LOOK



Marvel Diva White Everest | Marvel X Grey Cloud | White Cloud | Marvel Meraviglia Silver Majestic | Silver Root | Marvel Meraviglia Grigio Elegante | Marvel X Fior di Bosco | Light Grey Stone | Marvel Grey Stone | Marvel Diva Precious Brown | Marvel Gala Calacatta Black | Marvel Stone Nero Marquina | Marvel Dream Black Atlantis | Marvel Meraviglia Black Origin | Marvel Onyx Noir | Marvel Diva Black Tempest | Marvel Gala Desert Soul | Marvel Diva Amethyst | Marvel Onyx Quartz | Marvel Onyx Sky | Exotic Wave | Marvel Amazonite | Marvel Exotic Green | Marvel Diva Aqua | Marvel Diva Galaxy | Marvel Diva Sky Stone | Marvel Diva Baobab

Floor Wall Slabs for furniture

| | | | | | | | | | | | | | | | | | | | | | | | | | | | |
|--------------------------------|--------|--|--|--|--------------------------------|-------------------|--------------------------------|--|-------|----------------------|-------------------------|----------|--------------------------------|--------------------------------|-------------------------|----------------------|-------------------------|--------------------------|-------------------------|-------------------------|--|-------------------------|-------------------------|--------------------------|--------------------------|----------------------|--------------------------|
| 160x320 cm 63"x126" | ± 6 mm | Silk [■] | | | | Silk [■] | | Polished [■] Silk [■] | Silk | Silk | Silk [■] | | Silk Polished | | | | Polished [■] | | Polished [■] | Polished | | | | Polished [■] | | | |
| 160x160 cm 63"x63" | ± 6 mm | | | | | | | | | | | | | | | | | | | | | | | | | | |
| 120x278 cm 47 1/4"x109 1/2" | ± 6 mm | Polished ^{●(8)} Silk ^{●(8)} | Polished ⁽⁸⁾ Silk ⁽⁸⁾ | | Polished ^{●(8)} | | Polished ^{●(8)} | Polished ⁽²⁾ Silk ⁽⁸⁾ | Matte | Silk ^{●(8)} | Polished ⁽⁸⁾ | | Polished Matte | Polished ^{●(8)} | Polished ⁽⁸⁾ | Silk ^{●(8)} | Polished ⁽⁸⁾ | Polished ^{●(8)} | Polished ⁽⁸⁾ | Polished ⁽⁸⁾ | | Polished ⁽⁸⁾ | Polished ⁽⁸⁾ | Polished ^{●(8)} | Polished ^{●(8)} | Silk ^{●(8)} | Polished ^{●(8)} |
| 120x240 cm 47 1/4"x94 1/2" | ± 9 mm | Polished | Polished | | Polished | | Polished | Polished ⁽⁸⁾ | | Polished | | | | Polished | Polished | Polished | | | | | | | | | | | |
| 120x120 cm 47 1/4"x47 1/4" | ± 9 mm | Velvet Velvetch | Polished Silk | | Polished Velvet Velvetch | | Polished Velvet Velvetch | Polished Silk | | | | Polished | Polished Matte Sensitech | Polished Velvet Velvetch | Polished | | Polished | | | | | | | Polished | Polished | | |

Slabs for countertops and furniture

| | | | | | | | | | | | | | | | | | | | | | | | | | | | |
|--------------------------------|---------|-------------------|--|------|--|-------------------|--|--|------|-------|-------------------|--|--|--|--|--|-------------------|--|-----------------------|-----------------------|--|-----------------------|--|--|------|-----------------------|--|
| 162x324 cm 63 3/4"x127 1/2" | ± 12 mm | Silk [■] | | Silk | | Silk [■] | | Polished [■] Silk [■] | Silk | Silk | Silk [■] | | Polished [■] Silk [■] | Polished [■] Silk [■] | | | Silk [■] | Polished [■] Silk [■] | | Polished [■] | | Polished [■] | | | Silk | Polished [■] | |
| | ± 20 mm | | | | | | | | | Matte | | | Matte | | | | | | Polished [■] | | | | | | | | |
| 159x324 cm 62 1/8"x127 1/2" | ± 20 mm | | | | | | | | | | | | | | | | | | | | | | | | | | |

■Also available in bookmatch⁽¹⁾ ●Also available in kit endless⁽²⁾⁽³⁾

INDEX ≡

PRODUCT FINDER >

SURFACE RANGE >

COMPANY >

COLLECTIONS >

LARGE SIZES >

- MARBLE LOOK
- CONCRETE LOOK
- WOOD LOOK
- STONE LOOK
- SOLID LOOK
- COLOR & DECOR LOOK

SLABS FOR COUNTERTOPS & FURNITURE >

BATHROOM FURNITURE & TABLES >

FACADES >


TECHNICAL SPECIFICATIONS >

WOOD LOOK



Log Bright Oak
Log Bright Oak Line*
Log Icon Oak
Log Icon Oak Line*
Noce Canaletto

SOLID LOOK



Absolute White
Absolute Black
Black Lava

METAL LOOK



Blaze Iron

COLOR LOOK



Boost Color Frog Pure
Boost Color Salix
Boost Color Mauve
Boost Color Jade
Boost Color Teal
Boost Natural Cobalt
Prism Bloom
Prism Caramel
Prism Grape
Prism Dusk
Prism Midnight
Prism Moss
Prism Emerald

Floor Wall Slabs for furniture

| | | | | | | |
|--------------------------------|--------|-------|-------|-------|-------|-------|
| 160x320 cm 63"x126" | ± 6 mm | | | | | Matte |
| 120x278 cm 47 1/4"x109 1/2" | ± 6 mm | Matte | Matte | Matte | Matte | |

| | | | |
|-------|--|--|--|
| Matte | | | |
|-------|--|--|--|

Floor Wall Slabs for furniture

| | | | | | | | | | | | | | | | | | |
|--------------------------------|--------|-------|-------|-------|-------|-------|--------------------|-------|-------|-------|-------|-------|-------|-------|-------|-------|-------|
| 160x320 cm 63"x126" | ± 6 mm | | | | | | | | | | | | | | | | |
| 120x278 cm 47 1/4"x109 1/2" | ± 6 mm | Matte | Matte | Matte | Matte | Matte | Matte | Matte | Matte | Matte | Matte | Matte | Matte | Matte | Matte | Matte | Matte |
| 120x120 cm 47 1/4"x47 1/4" | ± 9 mm | | | | | | Matte Sensitech | | | | | | | | | | |

Slabs for countertops and furniture

| | | | | | | |
|---------------------------------|---------|--|--|--|--|-------|
| 162x324 cm 63 3/4"x127 1/2" | ± 12 mm | | | | | Matte |
| Non-rectified / non rettificato | ± 20 mm | | | | | |
| 159x324 cm 62 5/8"x127 1/2" | ± 20 mm | | | | | |
| Non-rectified / non rettificato | | | | | | |

| | | | |
|----------------|-------|-----------|--|
| Polished Matte | Matte | Leathered | |
| | | Leathered | |
| Matte | | | |

¹⁾ The various graphics of the product are distributed randomly in the boxes, without the possibility of choosing between the available patterns. - All'interno delle casse, le varie grafiche del prodotto sono distribuite in modo casuale, senza possibilità di scelta tra i pattern disponibili. - À l'intérieur des caisses, les différents graphismes du produit sont distribués en mode aléatoire, sans possibilité de choix entre les motifs disponibles. - Die Kisten enthalten die verschiedenen Grafiken des Artikels nach dem Zufallsprinzip, ohne dass Sie zwischen den einzelnen Motiven wählen können. - En el interior de las cajas, los distintos gráficos de los productos se distribuyen de forma aleatoria, sin que se pueda elegir el patrón disponible. - Рисунки распределены в ящиках в случайном порядке, без возможности выбора из доступных рисунков.

²⁾ The Endless Kit contains all the graphics of the product with vein continuity, ensuring that all the numbered faces in the composition can be found in a single box. The number of the graphic - G1, G2, G3, etc. - is printed on the side and indicated with an adhesive label placed on the slab. To reconstruct the surface with continuous veins, simply lay the tiles in numerical progression: G1, G2, G3 and so on. - Il Kit Endless contiene tutte le grafiche del prodotto con continuità di vene, garantisce in un'unica cassa tutte le fasce numerate che creano la composizione. Il numero della grafica, indicato come G1, G2, G3, ecc., viene stampato sulla costa del lato 278 e indicato con un adesivo posto sulla lastra. Per ricostruire la superficie con continuità di vena è sufficiente posare le lastre in progressione numerica: G1, G2, G3, ecc. - Le Kit Endless contient tous les graphismes du produit avec la continuité des veines; il garantit, dans une seule caisse, toutes les faces numérotées qui créent la composition. Le numéro du graphisme, indiqué comme G1, G2, G3, etc., est imprimé sur le bord du côté 278 et indiqué avec un adhésif apposé sur la dalle. Pour reconstruire la surface avec les veines en continuité, il suffit de poser les dalles en progression numérique: G1, G2, G3, etc. - Kit Endless umfasst alle Grafiken des Produkts mit durchlaufender Äderung und damit alle nummerierten Oberflächen, aus denen sich die Komposition zusammensetzt, garantiert in einer einzigen Kiste. Die Nummer der Grafik, d.h. G1, G2, G3, etc., ist auf der Kante der 278 cm langen Seite aufgedruckt und auch mit einem Klebeetikett auf der Platte angegeben. Um das Gesamtbild mit durchlaufender Äderung zusammensetzen, werden die Platten einfach in numerischer Reihenfolge verlegt: G1, G2, G3 usw. - El Kit Endless contiene todas las caras del producto con continuidad de vetas, garantiza contar en una sola caja con todas las caras numeradas que forman la composición. El número del gráfico, indicado como G1, G2, G3, etc., está impreso en el borde del lado 278 y se indica mediante un adhesivo en la losa. Para reconstruir la superficie con continuidad de vetas, basta con colocar las losas en progresión numérica: G1, G2, G3, etc. - Kit Endless - это комплект, который содержит все плиты, необходимые для составления композиции с непрерывным рисунком прожилок. Все плиты пронумерованы и находятся в одном ящике. Номер плиты, обозначенный как G1, G2, G3 и т.д., напечатан на торце грани 278 и указан также на наклейке в углу плиты. Чтобы при облицовке создать рисунок с непрерывающимися прожилками, необходимо просто уложить плиты в последовательности: G1, G2, G3 и т.д.

³⁾ Minor misalignments in the continuity of the veins between different graphics is normal for this type of product. - Eventuali piccoli disallineamenti nella continuità delle venature tra grafiche diverse sono una caratteristica intrinseca di questa tipologia di prodotto. Les éventuels petits désalignements de la continuité des veines entre différents graphismes sont une caractéristique intrinsèque de cette typologie de produit. - Eventuelle kleine Versätze im Verlauf der Äderungen zwischen unterschiedlichen Grafiken sind charakteristisch für dieses Produkt. - Cualquier pequeño desalineado en la continuidad de las vetas entre diferentes gráficos es una característica intrínseca de este tipo de productos. - Возможные небольшие смещения рисунка прожилок на стыке плит являются характеристикой данного вида изделий.

⁴⁾ The use of a common mild detergent is recommended. Avoid using acidic or alkaline products, waxes, steel wool, or abrasives. - Si consiglia l'utilizzo di un comune detergente neutro. Evitare l'utilizzo di prodotti acidi o alcalini, ceranti, pagliette di metallo o abrasive. Nous vous conseillons d'utiliser des détergents neutres courants. Éviter l'utilisation de cires et de produits acides ou alcalins, ainsi que les pailles métalliques ou abrasives. - Es empfiehlt sich, ein haushaltsübliches, neutrales Reinigungsmittel zu verwenden. Saure oder alkalische Produkte, Wachs sowie Metallwolle - bzw. Scheuerschwämme sind zu vermeiden. - Recomendamos utilizar un detergente neutro común. Hay que evitar el uso de productos ácidos o alcalinos, ceras y estropajos de metal o abrasivos. Рекомендуется чистить обычным нейтральным моющим средством. Не рекомендуется использовать кислотные, щелочные, восковые средства, а также металлические мошники. - Ecomenduetas limpiar con un detergente neutro común. No se recomienda utilizar productos ácidos o alcalinos, ceras y estropajos de metal o abrasivos.

⁵⁾ Codes A and B are sold separately. - I codici A e B sono venduti singolarmente. - Les codes A et B sont vendus individuellement. - Die Codes A und B sind einzeln erhältlich. - Los códigos A y B se venden individualmente. - Коды A и B продаются по отдельности.

⁶⁾ It can be combined with: Camel and Glow. - Abbinabile con: Camel e Glow. - Peut être combiné avec: Camel et Glow. - Kombinierbar mit: Camel und Glow. - Combinable con: Camel y Glow. - Совместимы с: Camel и Glow.

⁷⁾ It can be combined with: Haze and Ice. - Abbinabile con: Haze e Ice. - Peut être combiné avec: Haze et Ice. - Kombinierbar mit: Haze und Ice. - Combinable con: Haze y Ice. - Совместимы с: Haze и Ice.

⁸⁾ The product is composed of graphics with vein continuity, but are distributed randomly in the boxes, without the possibility of choosing between the available patterns. - Il prodotto è composto da grafiche con continuità di vena, ma all'interno delle casse queste sono distribuite in modo casuale, senza possibilità di scelta tra i pattern disponibili. - Le produit consiste en des graphismes avec une continuité de la veine, mais dans les boîtes, ceux-ci sont distribués de manière aléatoire, sans choix de motifs. Die verschiedenen Grafiken des Produkts sind durchlaufend geädert, jedoch nach dem Zufallsprinzip in den Kisten enthalten. Daher ist es nicht möglich, zwischen den einzelnen Mustern zu wählen. - El producto consiste en gráficos con continuidad de vetas, pero dentro de las cajas está distribuido de forma aleatoria y no se pueden elegir los patrones. - Это изделие состоит из рисунков с непрерывными прожилками, но они распределены в ящиках в случайном порядке, без возможности выбора из доступных рисунков.

⁹⁾ Graphic pattern. Misalignments in the continuity between different patterns is normal for this type of product. - Decoro grafico. Eventuali disallineamenti nella continuità tra grafiche diverse sono una caratteristica intrinseca di questa tipologia di prodotto. Les éventuels petits désalignements de la continuité entre différents graphismes sont une caractéristique intrinsèque de cette typologie de produit. - Abweichungen in der Mustergeometrie zwischen einem Teil und einem anderen sind ein Merkmal dieses Produkts. Las desalineaciones en la geometría del diseño entre una pieza y otra son un rasgo característico de este producto. - несоответствие геометрии рисунка на стыке плит является характеристикой данного вида изделий.

¹⁰⁾ The decoration can only be laid on the wall. - Il decoro si può posare solo a rivestimento. - Décor uniquement mural. - Das Dekor kann nur an der Wand verlegt werden. - La decoración se puede colocar únicamente en paredes. - Декор может быть уложен только на стену.

INDEX ≡

PRODUCT FINDER >

SURFACE RANGE >

COMPANY >

COLLECTIONS >

LARGE SIZES >

MARBLE LOOK
CONCRETE LOOK
WOOD LOOK
STONE LOOK
SOLID LOOK
COLOR & DECOR LOOK

SLABS FOR COUNTERTOPS & FURNITURE >

BATHROOM FURNITURE & TABLES >

FACADES >

TECHNICAL SPECIFICATIONS >

Slabs for countertops & furniture

atlasPLAN




162x324 ± 12-20 mm
SINGLE SLAB NON-RECTIFIED



159x324 ± 20 mm
SINGLE SLAB NON-RECTIFIED

- ↔ MARBLE LOOK
- ↔ CONCRETE LOOK
- ↔ STONE LOOK
- ↔ SOLID LOOK
- ↔ WOOD LOOK
- ↔ METAL LOOK

- ↔ NOTES

INDEX 

PRODUCT FINDER >

SURFACE RANGE >

COMPANY >

COLLECTIONS >

LARGE SIZES >

SLABS FOR COUNTERTOPS & FURNITURE >

MARBLE LOOK
CONCRETE LOOK
STONE LOOK
SOLID LOOK
WOOD LOOK
METAL LOOK

BATHROOM FURNITURE & TABLES >

FACADES >

TECHNICAL SPECIFICATIONS >



atlasconcorde.com >
ATLAS PLAN

Slabs for Countertops & Furniture

Marble Look




CALACATTA EXTRA Bookmatch
162x324 cm - 63³/₄"x127¹/₂"
 ± 12 mm ST *
 AAVD Calacatta Extra Polished
 AA2X Calacatta Extra Bookmatch Polished
 AA2T Calacatta Extra Silk
 AMJV Calacatta Extra Bookmatch Silk
159x324 cm - 62⁵/₈"x127¹/₂"
 ± 20 mm
 AIRN Calacatta Extra Polished
 AIRP Calacatta Extra Bookmatch Polished
 AIRQ Calacatta Extra Matte
 AIRR Calacatta Extra Bookmatch Matte
 AIRM Calacatta Extra Polished ⁽¹⁾
 AILQ Calacatta Extra Matte ⁽¹⁾
⁽¹⁾ NATURA-VEIN™ TECH

BIANCO DOLOMITE
162x324 cm - 63³/₄"x127¹/₂"
 ± 12 mm ST *
 AAVG Bianco Dolomite Polished
159x324 cm - 62⁵/₈"x127¹/₂"
 ± 20 mm
 AILN Bianco Dolomite Polished

CRYSTAL WHITE Bookmatch
162x324 cm - 63³/₄"x127¹/₂"
 ± 12 mm ST *
 A9C2 Crystal White Polished
 AF2W Crystal White Bookmatch Polished
 A9C4 Crystal White Silk
 AF2X Crystal White Bookmatch Silk
159x324 cm - 62⁵/₈"x127¹/₂"
 ± 20 mm
 AIRJ Crystal White Polished
 AIRH Crystal White Bookmatch Polished

CALACATTA DELICATO
162x324 cm - 63³/₄"x127¹/₂"
 ± 12 mm ST *
 A4T3 Calacatta Delicato Silk




CALACATTA APUANO Bookmatch
162x324 cm - 63³/₄"x127¹/₂"
 ± 12 mm ST *
 AGRP Calacatta Apuano Polished
 AGRQ Calacatta Apuano Bookmatch Polished
 AGRJ Calacatta Apuano Silk
 AGRL Calacatta Apuano Bookmatch Silk

CALACATTA MERAVIGLIA Bookmatch
162x324 cm - 63³/₄"x127¹/₂"
 ± 12 mm ST *
 AJHB Calacatta Meraviglia Silk
 AJHC Calacatta Meraviglia Bookmatch Silk
 AJHH Calacatta Meraviglia Polished
 AJHI Calacatta Meraviglia Bookmatch Polished

CALACATTA BERNINI Bookmatch
162x324 cm - 63³/₄"x127¹/₂"
 ± 12 mm ST *
 AF5E Calacatta Bernini Polished
 AF5K Calacatta Bernini Bookmatch Polished
 AF5B Calacatta Bernini Silk
 AF5C Calacatta Bernini Bookmatch Silk
159x324 cm - 62⁵/₈"x127¹/₂"
 ± 20 mm
 AIRL Calacatta Bernini Matte ⁽¹⁾
 AIRK Calacatta Bernini Polished ⁽¹⁾
⁽¹⁾ NATURA-VEIN™ TECH

162x324 cm - 63³/₄"x127¹/₂" Non-Rectified ± 12-20 mm
159x324 cm - 62⁵/₈"x127¹/₂" Non-Rectified ± 20 mm

Marble Look



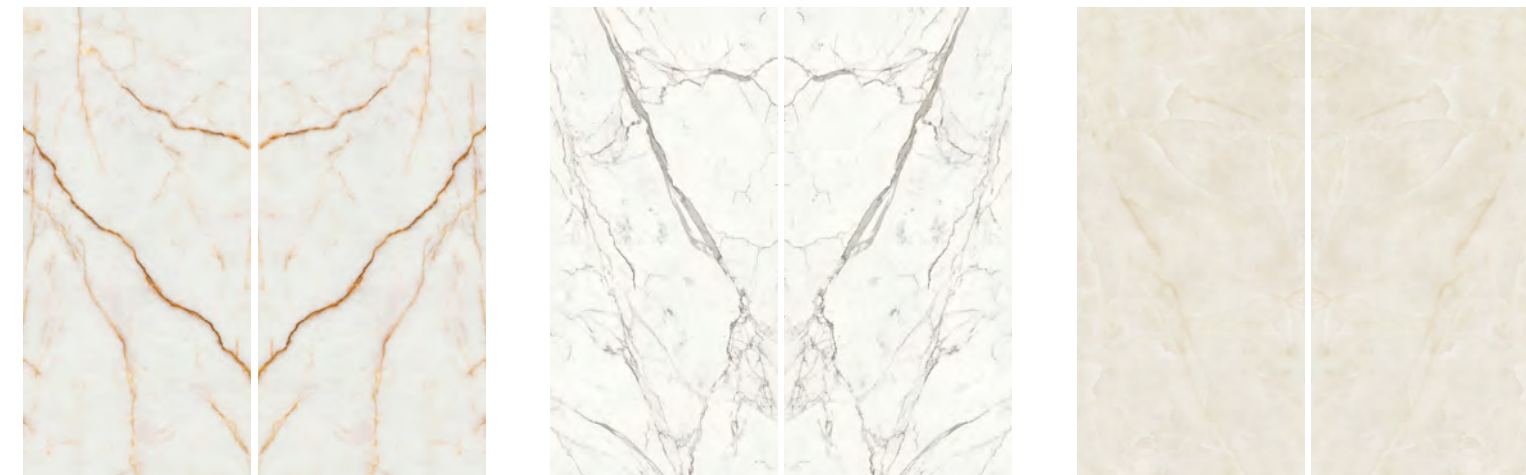
CALACATTA PRESTIGIO Bookmatch
162x324 cm - 63³/₄"x127¹/₂"
 ± 12 mm ST *
 A4TØ Calacatta Prestigio Silk
 A4T1 Calacatta Prestigio Bookmatch Silk

CALACATTA IMPERIALE Bookmatch
162x324 cm - 63³/₄"x127¹/₂"
 ± 12 mm ST *
 AØXI Calacatta Imperiale Polished
 AØXT Calacatta Imperiale Bookmatch Polished
 AØXV Calacatta Imperiale Silk
 AØXX Calacatta Imperiale Bookmatch Silk

CALACATTA GOLD Bookmatch
162x324 cm - 63³/₄"x127¹/₂"
 ± 12 mm ST *
 AKE8 Calacatta Gold Silk
 AKE9 Calacatta Gold Bookmatch Silk
 AKFA Calacatta Gold Polished
 AKFB Calacatta Gold Bookmatch Polished

159x324 cm - 62⁵/₈"x127¹/₂"
 ± 20 mm
 AIRS Calacatta Imperiale Polished ⁽¹⁾
 AILP Calacatta Imperiale Matte ⁽¹⁾
⁽¹⁾ NATURA-VEIN™ TECH

159x324 cm - 62⁵/₈"x127¹/₂"
 ± 20 mm
 AKFC Calacatta Gold Polished ⁽¹⁾
⁽¹⁾ NATURA-VEIN™ TECH



ICE CRYSTAL Bookmatch
162x324 cm - 63³/₄"x127¹/₂"
 ± 12 mm ST *
 AXXI Ice Crystal Silk
 AXXJ Ice Crystal Bookmatch Silk
 AXXK Ice Crystal Polished
 AXXL Ice Crystal Bookmatch Polished

STATUARIO SUPREMO Bookmatch
162x324 cm - 63³/₄"x127¹/₂"
 ± 12 mm ST *
 A4TX Statuario Supremo Silk
 A4TY Statuario Supremo Bookmatch Silk
 AF6A Statuario Supremo Polished
 AF6B Statuario Supremo Bookmatch Polished

ONYX WHITE Bookmatch
162x324 cm - 63³/₄"x127¹/₂"
 ± 12 mm ST *
 AJHD Onyx White Silk
 AJHE Onyx White Bookmatch Silk
 AJHJ Onyx White Polished
 AJHK Onyx White Bookmatch Polished

159x324 cm - 62⁵/₈"x127¹/₂"
 ± 20 mm
 AILQ Statuario Supremo Polished ⁽¹⁾
 AIRT Statuario Supremo Matte ⁽¹⁾
⁽¹⁾ NATURA-VEIN™ TECH

INDEX



PRODUCT FINDER



SURFACE RANGE



COMPANY



COLLECTIONS



LARGE SIZES




SLABS FOR COUNTERTOPS & FURNITURE



MARBLE LOOK
 CONCRETE LOOK
 STONE LOOK
 SOLID LOOK
 WOOD LOOK
 METAL LOOK

BATHROOM FURNITURE & TABLES



FACADES



TECHNICAL SPECIFICATIONS



* With fiberglass mesh

Slabs for Countertops & Furniture

Marble Look



TRAVERTINO WHITE
162x324 cm - 63³/₄"x127¹/₂"
± 12 mm ST *

ALYX T. White Hammered

TRAVERTINO SAND
162x324 cm - 63³/₄"x127¹/₂"
± 12 mm ST *

A647 T. Sand Hammered

TRAVERTINO PEARL
162x324 cm - 63³/₄"x127¹/₂"
± 12 mm ST *

AF4Z T. Pearl Hammered

CREAM PRESTIGE
162x324 cm - 63³/₄"x127¹/₂"
± 12 mm ST *

AAV6 Cream Prestige Silk

TAJ MAHAL Bookmatch
162x324 cm - 63³/₄"x127¹/₂"
± 12 mm ST *

AXXQ Taj Mahal Silk
AXXR Taj Mahal Bookmatch Silk
AXXS Taj Mahal Polished
AXXT Taj Mahal Bookmatch Polished

159x324 cm - 62⁵/₈"x127¹/₂"
± 20 mm

AXXU Taj Mahal Polished




PRECIOUS BROWN Bookmatch
162x324 cm - 63³/₄"x127¹/₂"
± 12 mm ST *

AJHF Precious Brown Silk
AJHG Precious Brown Bookmatch Silk



APPENNINO Bookmatch
162x324 cm - 63³/₄"x127¹/₂"
± 12 mm ST *

AXØN Appennino Silk
AXØO Appennino Bookmatch Silk



WHITE CLOUD
162x324 cm - 63³/₄"x127¹/₂"
± 12 mm ST *

A4UO White Cloud Silk




LIGHT GREY STONE
162x324 cm - 63³/₄"x127¹/₂"
± 12 mm ST *

AMJ9 Light Grey Stone Silk

162x324 cm - 63³/₄"x127¹/₂" Non-Rectified ± 12-20 mm

159x324 cm - 62⁵/₈"x127¹/₂" Non-Rectified ± 20 mm

Marble Look



GREY STONE
162x324 cm - 63³/₄"x127¹/₂"
± 12 mm ST *

AAWA Grey Stone Silk
± 20 mm
AHH2 Grey Stone Matte

FIOR DI BOSCO Bookmatch
162x324 cm - 63³/₄"x127¹/₂"
± 12 mm ST *

AIBE Fior Di Bosco Silk
AIBF Fior Di Bosco Bookmatch Silk
AIRZ Fior Di Bosco Polished
AIR3 Fior Di Bosco Bookmatch Polished

SILVER ROOT Bookmatch
162x324 cm - 63³/₄"x127¹/₂"
± 12 mm ST *

AXØR Silver Root Silk
AXØS Silver Root Bookmatch Silk




NERO MARQUINA Bookmatch
162x324 cm - 63³/₄"x127¹/₂"
± 12 mm ST *

ANWA Nero Marquina Polished
A6T5 Nero Marquina Bookmatch Polished
ANVK Nero Marquina Silk
A6T4 Nero Marquina Bookmatch Silk
± 20 mm
AHH5 Nero Marquina Matte



BLACK ATLANTIS Bookmatch
162x324 cm - 63³/₄"x127¹/₂"
± 12 mm ST *

A9CK Black Atlantis Polished
A9CL Black Atlantis Bookmatch Polished
A8XV Black Atlantis Silk
A8XW Black Atlantis Bookmatch Silk



BLACK TEMPEST Bookmatch
162x324 cm - 63³/₄"x127¹/₂"
± 12 mm ST *

AXXX Black Tempest Silk
AXXY Black Tempest Bookmatch Silk

INDEX



PRODUCT
FINDER



SURFACE
RANGE



COMPANY




COLLECTIONS



LARGE SIZES




SLABS FOR
COUNTERTOPS
& FURNITURE



MARBLE LOOK
CONCRETE LOOK
STONE LOOK
SOLID LOOK
WOOD LOOK
METAL LOOK

BATHROOM
FURNITURE
& TABLES



FACADES



TECHNICAL
SPECIFICATIONS



Slabs for Countertops & Furniture

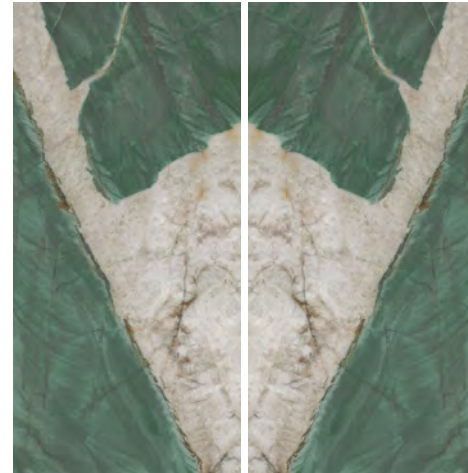
Marble Look



CALACATTA ANTIQUE Bookmatch
 162x324 cm - 63³/₄"x127¹/₂"
 ± 12 mm ST ♦
 AØXZ Calacatta Antique Polished
 A8T7 Calacatta Antique Bookmatch Polished



DESERT SOUL Bookmatch
 162x324 cm - 63³/₄"x127¹/₂"
 ± 12 mm ST ♦
 A9CW Desert Soul Polished
 A9CX Desert Soul Bookmatch Polished
 A9CZ Desert Soul Silk
 A9CØ Desert Soul Bookmatch Silk
 ± 20 mm
 A9C7 Desert Soul Polished
 A9C8 Desert Soul Bookmatch Polished




EXOTIC WAVE Bookmatch
 162x324 cm - 63³/₄"x127¹/₂"
 ± 12 mm ST ♦
 A9CT Exotic Wave Polished
 A9CU Exotic Wave Bookmatch Polished



EXOTIC GREEN Bookmatch
 162x324 cm - 63³/₄"x127¹/₂"
 ± 12 mm ST ♦
 A9CN Exotic Green Polished
 A9CO Exotic Green Bookmatch Polished




SKY STONE Bookmatch
 162x324 cm - 63³/₄"x127¹/₂"
 ± 12 mm ST ♦
 AXXM Sky Stone Silk
 AXXN Sky Stone Bookmatch Silk



BAOBAB Bookmatch
 162x324 cm - 63³/₄"x127¹/₂"
 ± 12 mm ST ♦
 AXXW Baobab Polished
 AXX1 Baobab Bookmatch Polished

162x324 cm - 63³/₄"x127¹/₂" Non-Rectified ± 12-20 mm
 159x324 cm - 62⁵/₈"x127¹/₂" Non-Rectified ± 20 mm

Concrete Look



BOOST WHITE
 162x324 cm - 63³/₄"x127¹/₂"
 ± 12 mm ST ♦
 ANVX Boost White Hammered



BOOST BALANCE ASH
 162x324 cm - 63³/₄"x127¹/₂"
 ± 12 mm ST ♦
 AJKC Boost Balance Ash Matte



BOOST NATURAL PRO SAND
 162x324 cm - 63³/₄"x127¹/₂"
 ± 12 mm ST ♦
 ARCQ Boost N. Pro Sand Hammered




BOOST NATURAL ECRU
 162x324 cm - 63³/₄"x127¹/₂"
 ± 12 mm ST ♦
 A649 Boost Natural Ecrú Hammered



BOOST GREY
 162x324 cm - 63³/₄"x127¹/₂"
 ± 12 mm ST ♦
 A65C Boost Grey Hammered



BOOST SMOKE
 162x324 cm - 63³/₄"x127¹/₂"
 ± 12 mm ST ♦
 ANVØ Boost Smoke Hammered



BOOST TARMAC
 162x324 cm - 63³/₄"x127¹/₂"
 ± 12 mm ST ♦
 A65D Boost Tarmac Hammered



INDEX



PRODUCT
FINDER



SURFACE
RANGE



COMPANY



COLLECTIONS



LARGE SIZES



SLABS FOR
COUNTERTOPS
& FURNITURE



MARBLE LOOK
 CONCRETE LOOK
 STONE LOOK
 SOLID LOOK
 WOOD LOOK
 METAL LOOK

BATHROOM
FURNITURE
& TABLES



FACADES



TECHNICAL
SPECIFICATIONS




♦ With fiberglass mesh


Slabs for Countertops & Furniture




Stone Look



BOOST ICOR BONE
 162x324 cm - 63³/₄"x127¹/₂"
 ± 12 mm ST *
 AX6L Boost Icor Bone Hammered



BOOST STONE IVORY
 162x324 cm - 63³/₄"x127¹/₂"
 ± 12 mm ST *
 A648 Boost Stone Ivory Hammered



BOOST ICOR DUNE
 162x324 cm - 63³/₄"x127¹/₂"
 ± 12 mm ST *
 AX6N Boost Icor Dune Hammered




BOOST MINERAL GREY
 162x324 cm - 63³/₄"x127¹/₂"
 ± 12 mm ST *
 AHV6 B. M. Grey Hammered ⁽²⁾

162x324 cm - 63³/₄"x127¹/₂" Non-Rectified ± 12-20 mm

159x324 cm - 62⁵/₈"x127¹/₂" Non-Rectified ± 20 mm

Solid Look



ABSOLUTE WHITE
 162x324 cm - 63³/₄"x127¹/₂"
 ± 12 mm ST *
 AGIN Absolute White Matte
 A4T4 Absolute White Polished
 159x324 cm - 62⁵/₈"x127¹/₂"
 ± 20 mm
 AIRU Absolute White Matte




ABSOLUTE BLACK
 162x324 cm - 63³/₄"x127¹/₂"
 ± 12 mm ST *
 AG1G Absolute Black Matte




BLACK LAVA
 162x324 cm - 63³/₄"x127¹/₂"
 ± 12 mm ST *
 AF5A Black Lava Leathered
 ± 20 mm
 AF5M Black Lava Leathered




KONE MIX
 162x324 cm - 63³/₄"x127¹/₂"
 ± 12 mm ST *
 AMSX Kone Mix Hammered ⁽²⁾



BALSATINA VOLCANO
 162x324 cm - 63³/₄"x127¹/₂"
 ± 12 mm ST *
 ANVI Basaltina Volcano Hammered
 ± 20 mm
 A2XS Basaltina Volcano Hammered ⁽²⁾



SOAPSTONE DARK
 162x324 cm - 63³/₄"x127¹/₂"
 ± 12 mm ST *
 A4UN Soapstone Dark Hammered
 ± 20 mm
 A5I3 Soapstone Dark Hammered ⁽²⁾



NEGRESCO
 162x324 cm - 63³/₄"x127¹/₂"
 ± 12 mm ST *
 ARCR Negresco Silk

Wood Look



NOCE CANALETTO
 162x324 cm - 63³/₄"x127¹/₂"
 ± 12 mm ST *
 AKFE Noce Canaletto Matte ⁽²⁾

Metal Look



BLAZE IRON
 162x324 cm - 63³/₄"x127¹/₂"
 ± 12 mm ST *
 A3ND Blaze Iron Matte

* With fiberglass mesh

INDEX



PRODUCT
FINDER



SURFACE
RANGE



COMPANY



COLLECTIONS



LARGE SIZES



SLABS FOR
COUNTERTOPS
& FURNITURE



MARBLE LOOK
CONCRETE LOOK
STONE LOOK
SOLID LOOK
WOOD LOOK
METAL LOOK

BATHROOM
FURNITURE
& TABLES



FACADES



TECHNICAL
SPECIFICATIONS





Natura-Vein™ Tech is the technology from the Concorde Group that makes it possible to recreate the typical veining of a natural material such as marble in porcelain stoneware slabs at an industrial level. This exclusive technology can also be applied to Atlas Plan slabs with a thickness of 20 mm.

Natura-Vein™ Tech è la tecnologia del Gruppo Concorde che permette di riprodurre nello spessore delle lastre in gres porcellanato la venatura tipica di un materiale naturale come il marmo. Una tecnologia esclusiva che può essere applicata alle lastre Atlas Plan con spessore di 20 mm.



Natura-Body™ Tech is the is the technology from the Concorde Group that allows the aesthetics of natural stone to be reproduced across both the surface and body of the slab. This exclusive technology can also be applied to Atlas Plan slabs with a thickness of 20 mm and 12 mm.

Natura-Body™ Tech è la tecnologia del Gruppo Concorde che permette di riprodurre l'estetica della pietra naturale sia in superficie che nel corpo della lastra. Una tecnologia esclusiva che può essere applicata alle lastre Atlas Plan con spessore di 20 mm e 12 mm.

Notes

CAUTION

Atlas Plan is in no way liable for "improper" use of the material, which is why it recommends to:

- Prevent shocks at the most exposed points such as corners and edges, both with and without ledge;
- Avoid the use of metal or abrasive straws;
- Refrain from using knives with ceramic blades as the hardness of the two materials is very similar;
- Provide protection systems, such as wooden and/or plastic cutting boards, when cutting foodstuffs on surfaces having a dark colour and/or a Polished or Satin finish;
- Precautiously protect the surface from direct contact with hot objects (e.g. frying pans, pots, coffee pots, etc. ...) using trivets.

Note: for the repair of shallow surface scratches in the various finishes, please refer to your Atlas Plan contact person directly. Atlas Plan slabs must be cut in accordance with the instructions in the technical manual; any breakage due to a cut made other than specified will not be the responsibility of Atlas Plan. The Technical Manual illustrates how to properly clean any type of stain that can be detected on an Atlas Plan surface; use the indicated products in case extraordinary cleaning is required. It is understood that Atlas Plan cannot be held liable for events, damage or defects due to careless cleaning and maintenance.

EXCLUSIONS FROM THE 25-YEAR LIMITED WARRANTY FOR SLABS USED TO MANUFACTURE THE PRODUCT PURCHASED (KITCHEN TOPS AND BACKSPASHES, WASHBASINS AND VANITY TOPS, TABLES) FOR DOMESTIC OR RESIDENTIAL USE

1. Damage caused by abuse or misuse of the products purchased, including but not limited to damage caused by improper use or accidents, following exposure of the product to abnormal physical conditions (such as strong impacts), aggressive chemicals, staining substances (such as ink and markers), corrosion, structural movements or natural disasters. Remember that contact with hydrofluoric acid results in immediate and irreversible damage.
2. Any type of damage directly or indirectly caused by actions, operations or works carried out by third parties. By way of non-limiting example: problems caused by incorrect processing of the product, improper installation or handling methods of the original product, cracks on the surface of the product purchased after its installation, etc.
3. Products that have been moved from their original place of installation.
4. The reactions and appearance of joints or seams, adhesives, sealants and all other accessories.
5. Damage caused by appliances installed, used or subject to improper maintenance.
6. Imperfections caused by natural wear and tear due to everyday use, such as stains, scratches, water marks and burns.
7. When choosing a colour or finish, consider that the samples only give an approximate indication of the design, pattern, aspect, colour and finish. There is no guarantee that the samples are an exact reproduction of the Atlas Plan slab. They may differ slightly from the actual installed product.
8. Opinions based on the customer's personal preferences, leading them to change their mind about the colour or general appearance, or other aesthetic opinions following manufacture or installation of the product.
9. Use of 162x324 cm slabs for commercial applications including, but not limited to, installation in shops, offices and other commercial establishments.
10. Purchased products in which the factory-applied surface finish has been altered in some way.
11. Defects already visible at the time of processing or installation of products made from 162x324 cm Atlas Plan slabs.
12. Transport, processing, assembly and/or disassembly costs for the repair or re-installation of the product purchased.
13. Additional repairs or modifications required for the new installation (plumbing, electricity, renovation work, etc.).
14. Repairs carried out without prior verification by Atlas Plan.
15. Stains caused by direct contact with aggressive chemical solutions or scratches caused by the use of rough or steel wire sponges to clean the product purchased, or resulting from any other improper use of abrasive products in violation of the Precautions for Use and the cleaning and maintenance instructions indicated in the Atlas Plan Technical Manual (available at www.atlasplan.com/en/).
16. Anything not expressly mentioned in this guarantee. The 25-year Limited Warranty will not be transferable and will be applied only to the slabs used in the manufacture of the product purchased, for domestic or residential use, such as kitchen tops and backsplashes, washbasins, wall units and tables. This warranty will not be valid if the full payment of the product purchased has not been made. The processing workshop and the installer are responsible for testing Atlas Plan slabs prior to the production and installation of the products made from the slabs. No other express or implicit warranty included merchantability or suitability for a particular purpose is issued. Except as set out herein, Atlas Plan disclaims all contractual and non-contractual liability for any direct, incidental or consequential loss or damage resulting from the use or inability to use the product purchased made from Atlas Plan slabs. No one except Atlas Plan shall have the right or authorisation to make any promises, representations or warranties of any kind in relation to their products.

ATTENZIONE

Atlas Plan non si ritiene in alcun modo responsabile per utilizzo "improprio" del materiale, ragione per la quale raccomanda di:

- Prevenire dagli urti nei punti più esposti tipo angoli e bordi, sia con che senza veletta;
- Evitare l'utilizzo di pagliette metalliche o abrasive;
- Non utilizzare dei coltelli con lama in ceramica in quanto la durezza dei due materiali è molto simile;
- Predispone sistemi di protezione, tipo taglieri in legno e/o plastica, quando si tagliano alimenti su piani caratterizzati da un colore scuro e/o da una finitura Polished o Satin;
- Proteggere precauzionalmente la superficie dal contatto diretto con oggetti caldi (tipo padelle, pentole, caffettiere, ...) predisponendo l'utilizzo di sottopentole.

Nota: per la riparazione di graffi superficiali non profondi nelle varie finiture, rivolgersi direttamente al funzionario Atlas Plan. Le lastre Atlas Plan vanno tagliate seguendo le istruzioni del manuale tecnico, qualunque rottura dovuta a un taglio eseguito in modo non indicato non sarà ritenuta di responsabilità di Atlas Plan. Il Manuale tecnico illustra come pulire correttamente qualunque tipo di macchia che si può rilevare su una superficie Atlas Plan, utilizzare i prodotti indicati in caso sia necessario un intervento di pulizia straordinaria. Resta inteso che Atlas Plan non potrà essere ritenuta responsabile per eventi, danni o difetti dovuti a negligente pulizia e manutenzione.

ESCLUSIONI DELLA GARANZIA LIMITATA DI 25 ANNI PER LE LASTRE UTILIZZATE PER LA FABBRICAZIONE DEL PRODOTTO ACQUISTATO (TOP CUCINA E BACKSPASH; LAVABI E VANITIES; TAVOLI) PER USO DOMESTICO O RESIDENZIALE

1. Danni causati da abuso o uso improprio dei prodotti acquistati, inclusi ma non limitati a danni causati da uso improprio o incidenti, a seguito dell'esposizione del prodotto a condizioni fisiche anomale (come forti urti), sostanze chimiche aggressive, sostanze macchianti (come inchiostro e pennarelli), corrosione, movimenti strutturali o disastri naturali. Si ricorda che il contatto con l'acido fluoridrico provoca danni immediati e irreversibili.
2. Qualsiasi tipo di danno causato direttamente o indirettamente da azioni, operazioni o lavori eseguiti da terzi. A titolo esemplificativo e non esaustivo: problemi causati da errata lavorazione del prodotto, metodi di installazione o manipolazione impropri del prodotto originale, crepe sulla superficie del prodotto acquistato dopo la sua installazione, ecc.
3. Prodotti che sono stati spostati dal luogo di installazione originale.
4. Le reazioni e l'aspetto di giunti o cuciture, adesivi, sigillanti e tutti gli altri accessori.
5. Danni causati da apparecchi installati, utilizzati o soggetti a cattiva manutenzione.
6. Imperfezioni causate dall'usura naturale dovuta all'uso quotidiano, come macchie, graffi, segni d'acqua e ustioni.
7. Nella scelta di un colore o di una finitura, va tenuto presente che i campioni forniscono solo un'indicazione generale del design, del motivo, dell'estetica, del colore e della finitura. Non vi è alcuna garanzia che i campioni siano una replica esatta della lastra Atlas Plan. Potrebbero differire leggermente dal prodotto effettivamente installato.
8. Opinioni basate sulle preferenze personali del cliente, che lo portano a cambiare idea sul colore o sull'aspetto generale, o altre opinioni estetiche successive alla fabbricazione o all'installazione del prodotto.
9. Utilizzo di lastre 162x324 cm per applicazioni commerciali inclusa, a titolo esemplificativo ma non esaustivo, installazione in negozi, uffici e altri esercizi commerciali.
10. Prodotti acquistati in cui la finitura superficiale applicata in fabbrica è stata in qualche modo alterata.
11. Difetti già visibili al momento della lavorazione o posa in opera di prodotti realizzati con lastre 162x324 cm. Piano Atlante.
12. Costi di trasporto, lavorazione, montaggio e/o smontaggio per la riparazione o reinstallazione del prodotto acquistato.
13. Ulteriori riparazioni o modifiche necessarie per la nuova installazione (idraulica, elettrica, lavori di ristrutturazione, ecc.).
14. Riparazioni eseguite senza previa verifica da parte di Atlas Plan.
15. Macchie causate dal contatto diretto con soluzioni chimiche aggressive o graffi causati dall'uso di spugne ruvide o di filo d'acciaio per pulire il prodotto acquistato, o derivanti da qualsiasi altro uso improprio di prodotti abrasivi in violazione delle Precauzioni d'uso e della pulizia e istruzioni di manutenzione indicate nel Manuale Tecnico Atlas Plan (disponibile su www.atlasplan.com).
16. Quanto non espressamente menzionato nella presente garanzia. La Garanzia Limitata di 25 anni non sarà trasferibile e si applicherà solo alle lastre utilizzate nella fabbricazione del prodotto acquistato, per uso domestico o residenziale, come piani cucina e alzatine, lavabi, mobili e tavoli. Tale garanzia non sarà valida se non sarà stato effettuato il pagamento integrale del prodotto acquistato. Il laboratorio di lavorazione e l'installatore sono responsabili del collaudo delle lastre Atlas Plan prima della realizzazione e posa in opera dei manufatti realizzati con le lastre. Non viene rilasciata alcuna altra garanzia esplicita o implicita, inclusa la commerciabilità o l'idoneità per uno scopo particolare. Ad eccezione di quanto stabilito nel presente documento, Atlas Plan declina ogni responsabilità contrattuale ed extracontrattuale per qualsiasi perdita o danno diretto, incidentale o consequenziale derivante dall'uso o dall'impossibilità di utilizzare il prodotto acquistato realizzato con lastre Atlas Plan. Nessuno, ad eccezione di Atlas Plan, avrà il diritto o l'autorizzazione a fare promesse, dichiarazioni o garanzie di qualsiasi tipo in relazione ai propri prodotti.

FR-DE-ES-RU



INDEX



PRODUCT FINDER



SURFACE RANGE



COMPANY



COLLECTIONS



LARGE SIZES



SLABS FOR COUNTERTOPS & FURNITURE



MARBLE LOOK
CONCRETE LOOK
STONE LOOK
SOLID LOOK
WOOD LOOK
METAL LOOK

BATHROOM FURNITURE & TABLES



FACADES



TECHNICAL SPECIFICATIONS



Furniture



BATHROOM FURNITURE

- ↔ **ESSENZA**
- ↔ MONO - Single Sink
- ↔ DUO - Twin Sink
- ↔ UP - Sit-on basin
- ↔ BLOCK - Free-Standing
- ↔ LEVEL - Top
- ↔ THIN - Shelf

- ↔ **EVOLUZIONE** - Design Collection by Studio Ferriani
- ↔ MONO - Single Sink
- ↔ DUO - Twin Sink
- ↔ BLOCK - Free-Standing

- ↔ **DIALOGO** - Design Collection by Mario Ferrarini
- ↔ DESIGNER SINK

↔ BASIN FEATURES

↔ ARMONIA

TABLES

- ↔ DINING TABLES
- ↔ COFFEE TABLES
- ↔ HOSPITALITY TABLES
- ↔ SIDE TABLES



atlasconcorde.com >
ATLAS CONCORDE HABITAT

INDEX

PRODUCT FINDER >

SURFACE RANGE >

COMPANY >

COLLECTIONS >

LARGE SIZES >

SLABS FOR COUNTERTOPS & FURNITURE >

BATHROOM FURNITURE & TABLES >

ESSENZA
EVOLUZIONE
DIALOGO
ARMONIA
TABLES

FACADES >

TECHNICAL SPECIFICATIONS >

Bathroom Furniture

Custom Elements



Choose your product / Scegli il tuo prodotto



Sinks / Lavabi

Single, Twin, Sit-On Basin, Free-standing / Singolo, Doppio, Catino da appoggio, Free-Standing

Top / Top

For Single Or Double basin (basin not included) / Per catino singolo o doppio (catino non incluso)

Shelf / Mensola

Drawer Unit / Cassettiera


To be combined with Essenza, Evoluzione e Dialogo / Da abbinare alle gamme Essenza, Evoluzione e Dialogo

Customize your product / Personalizza il tuo prodotto

length / lunghezza

basin dimension and position / dimensione e posizione della vasca with or without faucet hole / con o senza foro miscelatore

Choose Look, Color and Finish



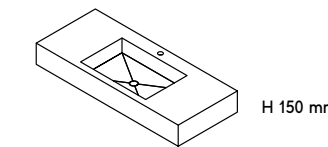
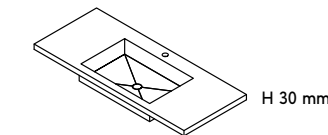
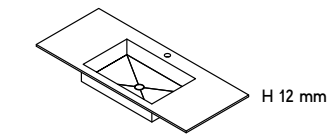
Essenza



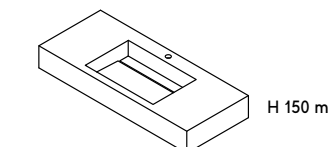
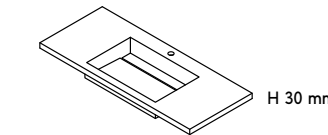
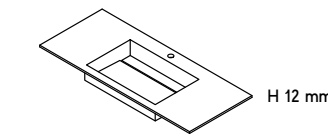
MONO

Single Sink / Lavabo Singolo

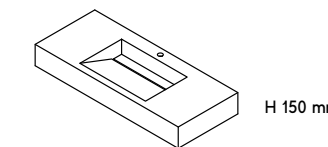
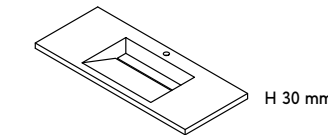
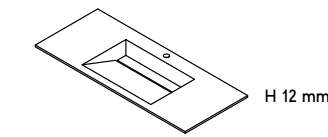
Enveloped Bottom Basin Vasca 4 Falde



Flat Basin Vasca Piatta



Sloped Basin Vasca Inclinata



DIMENSIONS / Dimensioni

Customisable length L / Lunghezza personalizzabile L
Depth 50 cm (19 3/8") / Profondità 50 cm (19 3/8")
Height 1,2 cm (1/2"), 3 cm (1 1/8"), 15 cm (5 7/8") / Altezza 1,2 cm (1/2"), 3 cm (1 1/8"), 15 cm (5 7/8")

STRUCTURE / Struttura

Reinforcement: continuous panel / Rinforzo: pannello continuo
Brackets: included only for sink with a height of 15 cm (5 7/8")
Staffe: include solo su lavabo con altezza 15 cm (5 7/8")
Bottom tiling is not provided / Non è previsto il rivestimento inferiore

BASIN / Vasca

Stainless steel, coated with porcelain tiling / Acciaio inossidabile, rivestita in gres porcellanato

Enveloped bottom basin Dimensions / Dimensioni vasca a 4 Falde

S 45x34x10 cm (17 3/8" x 13 3/8" x 3 7/8")
M 55x34x10 cm (21 3/8" x 13 3/8" x 3 7/8")
L 75x34x10 cm (29 1/2" x 13 3/8" x 3 7/8")
XL 95x34x10 cm (37 3/8" x 13 3/8" x 3 7/8")

Flat basin and Sloped basin Dimensions / Dimensione vasca Piatta e vasca Inclinata

M 55x34x10 cm (21 3/8" x 13 3/8" x 3 7/8")

FURTHER TECHNICAL DETAILS / Altri dettagli tecnici

Faucet hole diameter: Ø 35 mm (1 3/8") / Diametro del foro rubinetto: Ø 35 mm (1 3/8")
Faucet hole always centred with the basin / Foro rubinetto sempre centrato rispetto alla vasca
Overflow hole not present / Foro troppo pieno non presente
Drain hole diameter: 1 1/8" (drain not included) / Diametro piletta: 1 1/8" (piletta non inclusa)

STARTING SLABS / Fondi di partenza

Thickness 6 mm (1/4") or 9 mm (3/8") or 12 mm (4 3/8")
Spessore 6 mm (1/4") o 9 mm (3/8") o 12 mm (4 3/8")
Sinks with height 12 mm are made only with 12 mm slabs
I lavabi con altezza 12 mm sono realizzati solo con fondo di partenza da 12 mm

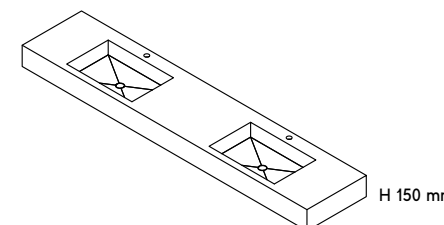
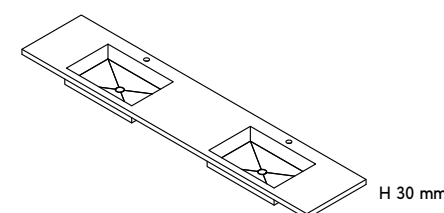
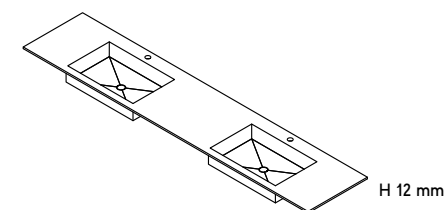
| | HEIGHT ALTEZZA | | | BASIN DIMENSION TAGLIA DELLA VASCA | | | |
|--|-------------------|-------|--------|---------------------------------------|---|---|----|
| | 12 mm | 30 mm | 150 mm | S | M | L | XL |
| Single Wall-mounted Sink Lavabo da parete singolo | | | | | | | |
| Enveloped Bottom Basin Vasca 4 Falde | • | • | • | • | • | • | • |
| Flat Basin Vasca Piatta | • | • | • | | • | | |
| Sloped Basin Vasca Inclinata | • | • | • | | • | | |



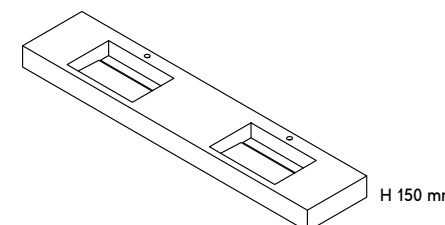
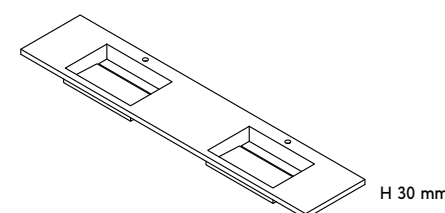
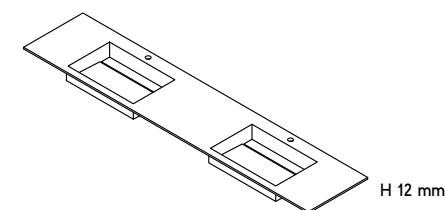
Essenza

DUO Twin Sink / Lavabo Doppio

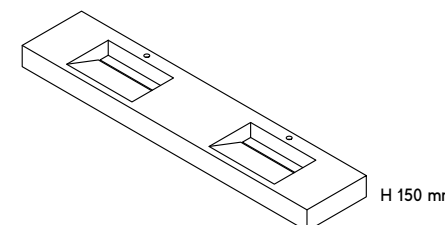
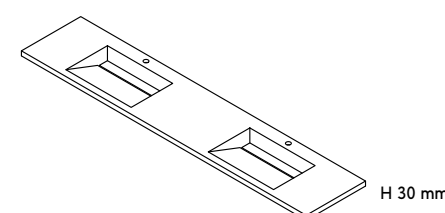
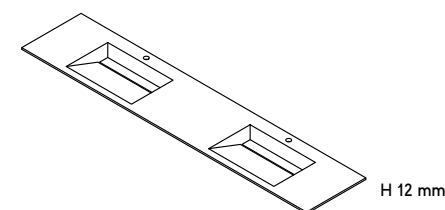
Enveloped Bottom Basin Vasca 4 Falde



Flat Basin Vasca Piatta



Sloped Basin Vasca Inclinata



DIMENSIONS / Dimensioni

Customisable length L / Lunghezza personalizzabile L

Depth 50 cm (19 3/8") / Profondità 50 cm (19 3/8")

Height 1,2 cm (1/2"), 3 cm (1 1/8"), 15 cm (5 7/8") / Altezza 1,2 cm (1/2"), 3 cm (1 1/8"), 15 cm (5 7/8")

STRUCTURE / Struttura

Reinforcement: continuous panel / Rinforzo: pannello continuo

Brackets: included only for sink with a height of 15 cm (5 7/8")

Staffe: incluse solo su lavabo con altezza 15 cm (5 7/8")

Bottom tiling is not provided / Non è previsto il rivestimento inferiore

BASIN / Vasca

Stainless steel, coated with porcelain tiling / Acciaio inossidabile, rivestita in gres porcellanato

Enveloped bottom basin dimensions / Dimensioni vasca a 4 Falde

S 45x34x10 cm (17 3/4" x 13 3/8" x 3 7/8")

M 55x34x10 cm (21 3/4" x 13 3/8" x 3 7/8")

L 75x34x10 cm (29 1/2" x 13 3/8" x 3 7/8")

XL 95x34x10 cm (37 3/8" x 13 3/8" x 3 7/8")

Flat basin and Sloped basin dimensions / Dimensione vasca Inclinata e vasca Piatta

M 55x34x10 cm (21 3/4" x 13 3/8" x 3 7/8")

FURTHER TECHNICAL DETAILS / Altri dettagli tecnici

Faucet hole diameter: Ø 35 mm (1 3/8") / Diametro del foro rubinetto: Ø 35 mm (1 3/8")

Faucet hole always centred with the basin / Foro rubinetto sempre centrato rispetto alla vasca

Overflow hole not present / Foro troppo pieno non presente

Drain hole diameter: 1 1/4" (drain not included) / Diametro piletta: 1 1/4" (piletta non inclusa)

STARTING SLABS / Fondi di partenza

Thickness 6 mm (1/4") or 9 mm (3/8") or 12 mm (4 3/4")

Spessore 6 mm (1/4") o 9 mm (3/8") o 12 mm (4 3/4")

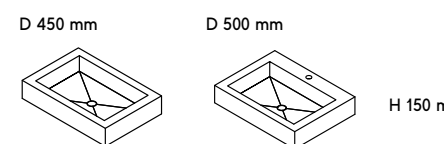
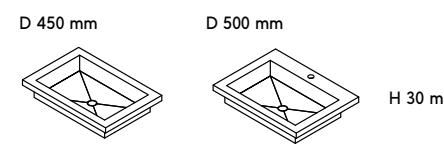
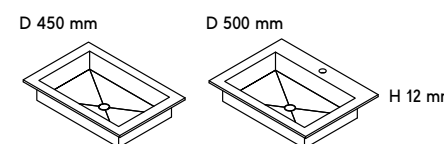
Sinks with height 12 mm are made only with 12 mm slabs

I lavabi con altezza 12 mm sono realizzati solo con fondo di partenza da 12 mm

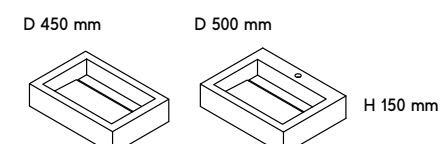
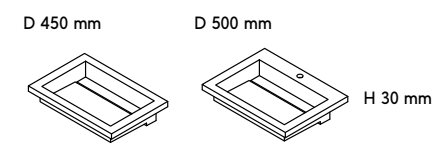
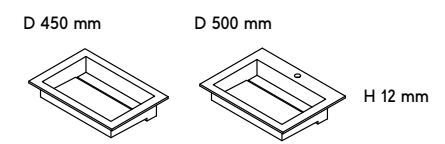
| | HEIGHT ALTEZZA | | | BASIN DIMENSION TAGLIA DELLA VASCA | | | |
|--|-------------------|-------|--------|---------------------------------------|---|---|----|
| | 12 mm | 30 mm | 150 mm | S | M | L | XL |
| Twin Wall-mounted Sink Lavabo da parete doppio | | | | | | | |
| Enveloped Bottom Basin Vasca 4 Falde | • | • | • | • | • | • | • |
| Flat Basin Vasca Piatta | • | • | • | | • | | |
| Sloped Basin Vasca Inclinata | • | • | • | | • | | |

UP Sit-on basin / Catino da appoggio

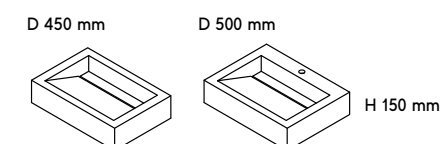
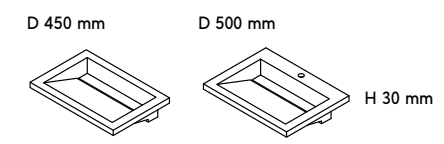
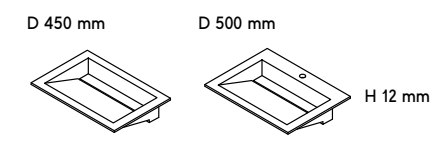
Enveloped Bottom Basin Vasca 4 Falde



Flat Basin Vasca Piatta



Sloped Basin Vasca Inclinata



DIMENSIONS / Dimensioni

Enveloped bottom sink available lengths / Lunghezze disponibili per lavabo a 4 Falde

Length 55 cm (21 3/8") / Lunghezza 55 cm (21 3/8")

Length 65 cm (25 5/8") / Lunghezza 65 cm (25 5/8")

Length 85 cm (33 1/2") / Lunghezza 85 cm (33 1/2")

Length 105 cm (41 3/8") / Lunghezza 105 cm (41 3/8")

Flat basin sink and Sloped basin sink available length / Lunghezza disponibile per lavabo con vasca Inclinata e vasca Piatta

Length 65 cm (25 5/8") / Lunghezza 65 cm (25 5/8")

Depth 45 cm (17 3/4") without Faucet hole / Profondità 45 cm (17 3/4") senza foro miscelatore

Depth 50 cm (19 3/8") with Faucet hole / Profondità 50 cm (19 3/8") con foro miscelatore

Height 1,2 cm (1/2"), 3 cm (1 1/8"), 15 cm (5 7/8") / Altezza 1,2 cm (1/2"), 3 cm (1 1/8"), 15 cm (5 7/8")

STRUCTURE / Struttura

Reinforcement: continuous panel / Rinforzo: pannello continuo

No Brackets / No staffe

Bottom tiling is not provided / Non è previsto il rivestimento inferiore

BASIN / Vasca

Stainless steel, coated with porcelain tiling / Acciaio inossidabile, rivestita in gres porcellanato

Enveloped bottom basin dimensions / Dimensioni vasca a 4 Falde

S 45x34x10 cm (17 3/4" x 13 3/8" x 3 7/8")

M 55x34x10 cm (21 3/4" x 13 3/8" x 3 7/8")

L 75x34x10 cm (29 1/2" x 13 3/8" x 3 7/8")

XL 95x34x10 cm (37 3/8" x 13 3/8" x 3 7/8")

Flat basin and Sloped basin dimensions / Dimensione vasca Piatta e vasca Inclinata

M 55x34x10 cm (21 3/4" x 13 3/8" x 3 7/8")

FURTHER TECHNICAL DETAILS / Altri dettagli tecnici

Faucet hole diameter: Ø 35 mm (1 3/8") / Diametro del foro rubinetto: Ø 35 mm (1 3/8")

Faucet hole always centred with the basin / Foro rubinetto sempre centrato rispetto alla vasca

Overflow hole not present / Foro troppo pieno non presente

Drain hole diameter: 1 1/4" (drain not included) / Diametro piletta: 1 1/4" (piletta non inclusa)

STARTING SLABS / Fondi di partenza

Thickness 6 mm (1/4") or 9 mm (3/8") or 12 mm (4 3/4")

Spessore 6 mm (1/4") o 9 mm (3/8") o 12 mm (4 3/4")

Sinks with height 12 mm are made only with 12 mm slabs

I lavabi con altezza 12 mm sono realizzati solo con fondo di partenza da 12 mm

| | HEIGHT ALTEZZA | | | BASIN DIMENSION TAGLIA DELLA VASCA | | | | DEPTH PROFONDITÀ | |
|--|-------------------|-------|--------|---------------------------------------|---|---|----|---------------------|--------|
| | 12 mm | 30 mm | 150 mm | S | M | L | XL | 450 mm | 500 mm |
| Sit-on basin Catino da appoggio | | | | | | | | | |
| Enveloped Bottom Basin Vasca 4 Falde | • | • | • | • | • | • | • | • | • |
| Flat Basin Vasca Piatta | • | • | • | | • | | | • | • |
| Sloped Basin Vasca Inclinata | • | • | • | | • | | | • | • |

INDEX



PRODUCT
FINDER



SURFACE
RANGE



COMPANY




COLLECTIONS




LARGE SIZES



SLABS FOR
COUNTERTOPS
& FURNITURE



BATHROOM
FURNITURE
& TABLES



ESSENZA
EVOLUZIONE
DIALOGO
ARMONIA
TABLES

FACADES



TECHNICAL
SPECIFICATIONS



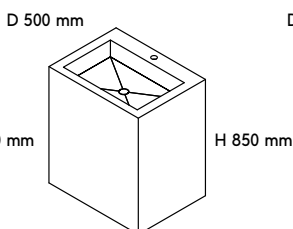
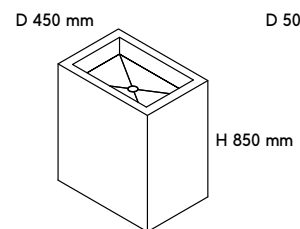
Essenza

BLOCK Free-Standing

Enveloped Bottom Basin Vasca 4 Falde

without Faucet hole
senza foro miscelatore

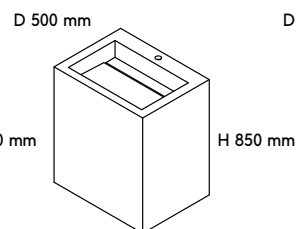
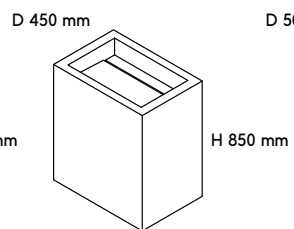
with Faucet hole
con foro miscelatore



Flat Basin Vasca Piatta

without Faucet hole
senza foro miscelatore

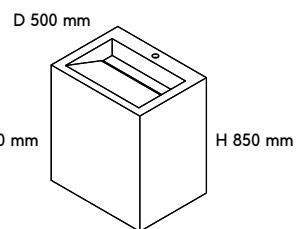
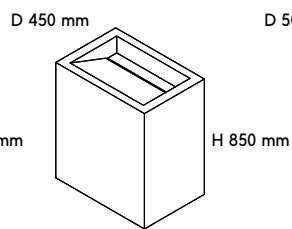
with Faucet hole
con foro miscelatore



Sloped Basin Vasca Inclinata

without Faucet hole
senza foro miscelatore

with Faucet hole
con foro miscelatore



DIMENSIONS / Dimensioni

Enveloped bottom sink available lengths / Lunghezze disponibili per lavabo a 4 Falde

Length 65 cm (25 3/8") / Lunghezza 65 cm (25 3/8")
Length 85 cm (33 1/2") / Lunghezza 85 cm (33 1/2")
Length 105 cm (41 1/8") / Lunghezza 105 cm (41 1/8")

Flat basin sink and Sloped basin sink available length

Lunghezza disponibile per lavabo con vasca Inclinata e vasca Piatta
Length 65 cm (25 3/8") / Lunghezza 65 cm (25 3/8")

Depth 45 cm (17 3/4") without Faucet hole / Profondità 45 cm (17 3/4") senza foro miscelatore
Depth 50 cm (19 3/8") with Faucet hole / Profondità 50 cm (19 3/8") con foro miscelatore
Height 85 cm (33 1/2") / Altezza 85 cm (33 1/2")

STRUCTURE / Struttura

Reinforcement: continuous panel / Rinforzo: pannello continuo

No Brackets / No staffe

Bottom tiling is not provided / Non è previsto il rivestimento inferiore

Enclosed sink back accessible through a hatch with a magnetic door

Retro lavabo chiuso ed accessibile tramite botola con sportello magnetico

BASIN / Vasca

Stainless steel, coated with porcelain tiling / Acciaio inossidabile, rivestita in gres porcellanato

Enveloped bottom basin dimensions / Dimensioni vasca a 4 Falde

M 55x34x10 cm (21 3/4" x 13 3/8" x 3 7/8")
L 75x34x10 cm (29 1/2" x 13 3/8" x 3 7/8")
XL 95x34x10 cm (37 3/8" x 13 3/8" x 3 7/8")

Flat basin and Sloped basin dimensions / Dimensione vasca Piatta e vasca Inclinata

M 55x34x10 cm (21 3/4" x 13 3/8" x 3 7/8")

FURTHER TECHNICAL DETAILS / Altri dettagli tecnici

Faucet hole diameter: Ø 35 mm (1 3/8") / Diametro del foro rubinetto: Ø 35 mm (1 3/8")

Faucet hole always centred with the basin / Foro rubinetto sempre centrato rispetto alla vasca

Overflow hole not present / Foro troppo pieno non presente

Drain hole diameter: 1 1/4" (drain not included) / Diametro piletta: 1 1/4" (piletta non inclusa)

STARTING SLABS / Fondi di partenza

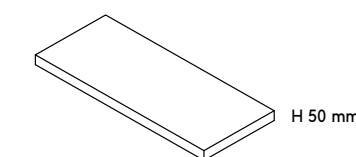
Thickness 6 mm (1/4") or 9 mm (3/8") or 12 mm (4 3/4")

Spessore 6 mm (1/4") o 9 mm (3/8") o 12 mm (4 3/4")

| | HEIGHT ALTEZZA | BASIN DIMENSION TAGLIA DELLA VASCA | | | DEPTH PROFONDITÀ | |
|--|-------------------|---------------------------------------|---|----|---------------------|--------|
| | | M | L | XL | 450 mm | 500 mm |
| Free-Standing Free-Standing | 85 cm | | | | | |
| Enveloped Bottom Basin Vasca 4 Falde | • | • | • | • | • | • |
| Flat Basin Vasca Piatta | • | • | | | • | • |
| Sloped Basin Vasca Inclinata | • | • | | | • | • |

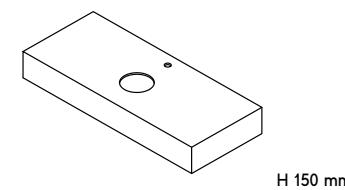
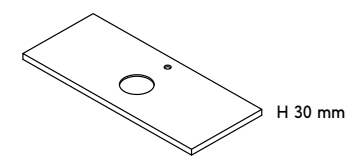
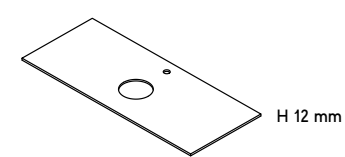


THIN Shelf / Mensola

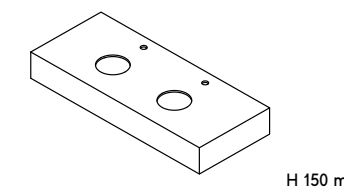
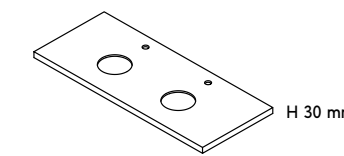
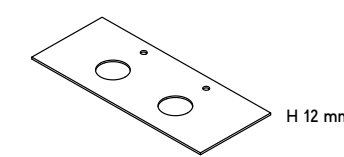


LEVEL Top

For Single Basin (Non Included) Per Catino Singolo (Non Incluso)



For Double Basin (Not Included) Per Catino Doppio (Non Incluso)



DIMENSIONS / Dimensioni

Customisable length L / Lunghezza personalizzabile L

Depth 50 cm (19 3/8") / Profondità 50 cm (19 3/8")

Height 1,2 cm (1/2"), 3 cm (1 1/8"), 15 cm (5 7/8") / Altezza 1,2 cm (1/2"), 3 cm (1 1/8"), 15 cm (5 7/8")

STRUCTURE / Struttura

Reinforcement: continuous panel / Rinforzo: pannello continuo

Brackets: included only for sink with a height of 15 cm (5 7/8")

Staffe: incluse solo su lavabo con altezza 15 cm (5 7/8")

Bottom tiling is not provided / Non è previsto il rivestimento inferiore

BASIN HOLE / Foro catino

Customisable sit-on basin hole dimension and position / Dimensioni e posizioni del foro catino personalizzabili

FURTHER TECHNICAL DETAILS / Altri dettagli tecnici

Faucet hole diameter: Ø 35 mm (1 3/8") / Diametro del foro rubinetto: Ø 35 mm (1 3/8")

STARTING SLABS / Fondi di partenza

Thickness 6 mm (1/4") or 9 mm (3/8") or 12 mm (4 3/4") / Spessore 6 mm (1/4") o 9 mm (3/8") o 12 mm (4 3/4")

Tops with height 12 mm are made only with 12 mm slabs

Top con altezza 12 mm sono realizzati solo con fondo di partenza da 12 mm

| | HEIGHT ALTEZZA | | |
|------------------------------------|-------------------|-------|--------|
| | 12 mm | 30 mm | 150 mm |
| Top Top | | | |
| Single Hole Foro Singolo | • | • | • |
| Double Hole Foro Doppio | • | • | • |
| Shelf Mensola | | | • |

INDEX



PRODUCT
FINDER



SURFACE
RANGE



COMPANY




COLLECTIONS




LARGE SIZES



SLABS FOR
COUNTERTOPS
& FURNITURE



BATHROOM
FURNITURE
& TABLES



ESSENZA
EVOLUZIONE
DIALOGO
ARMONIA
TABLES

FACADES



TECHNICAL
SPECIFICATIONS



Evoluzione

Design Collection by **Studio Ferriani**

COLORS AND FINISHES

Rectangular Basin
Vasca Rettangolare



White



Toupe



Grey

Biscuit Basin
Vasca Biscotto



Circular Basin
Vasca Circolare

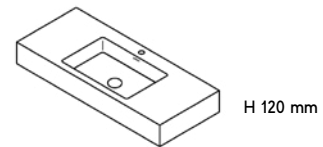
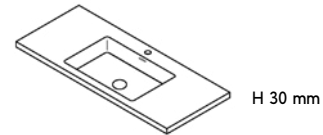
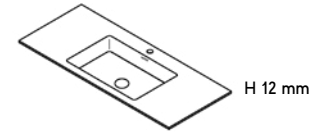


COLORS

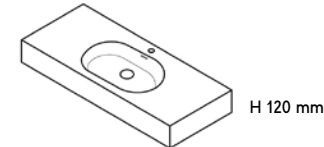
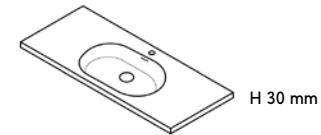
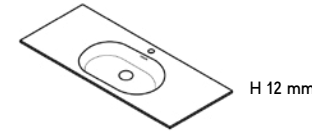


MONO Single Sink / Lavabo Singolo

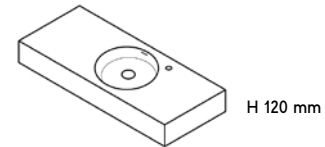
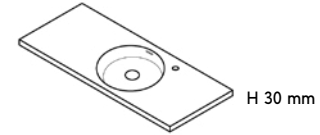
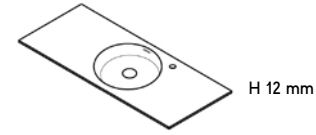
Rectangular Basin
Vasca Rettangolare



Biscuit Basin
Vasca Biscotto



Circular Basin
Vasca Circolare



DIMENSIONS / Dimensioni

Customisable length L / Lunghezza personalizzabile L
Depth 45 cm (17 3/4") / Profondità 45 cm (17 3/4")
Height 1,2 cm (1/2"), 3 cm (1 1/8"), 12 cm (4 3/4") / Altezza 1,2 cm (1/2"), 3 cm (1 1/8"), 12 cm (4 3/4")

STRUCTURE / Struttura

Reinforcement: continuous panel / Rinforzo: pannello continuo
Brackets: included only for sink with a height of 12 cm (4 3/4")
Staffe: incluse solo su lavabo con altezza 12 cm (4 3/4")
Bottom tiling is not provided / Non è previsto il rivestimento inferiore

BASIN / Vasca

Solid 100% acrylic-based surface / Solid surface a base acrilica pura

BASIN MODELS

Rectangular basin Dimensions / Dimensioni vasca Rettangolare

50x30x10 cm (19 1/8" x 11 3/4" x 3 7/8")

Biscuit basin Dimensions / Dimensione vasca Biscotto

50x30x10 cm (19 5/8" x 11 3/4" x 3 7/8")

Circular basin Dimensions / Dimensione vasca Circolare

Ø35 cm (13 3/4")

BASIN COLORS

All Basin models are available in 3 colors: Matte White, Matte Taupe and Matte Grey
Tutti i modelli di vasca sono disponibili in tre colori: Bianco opaco, Tortora opaco e Grigio opaco

FURTHER TECHNICAL DETAILS / Altri dettagli tecnici

Faucet hole diameter: Ø 35 mm (1 3/8") / Diametro del foro rubinetto: Ø 35 mm (1 3/8")

Overflow system included / kit troppopieno incluso

Drain hole diameter: 1 1/4" (drain on demand) / Diametro piletta: 1 1/4" (piletta su richiesta)

STARTING SLABS / Fondi di partenza

Thickness 6 mm (1/4") or 9 mm (3/8") or 12 mm (4 3/4")

Spessore 6 mm (1/4") o 9 mm (3/8") o 12 mm (4 3/4")

Sinks with height 12 mm are made only with 12 mm slabs

I lavabi con altezza 12 mm sono realizzati solo con fondo di partenza da 12 mm

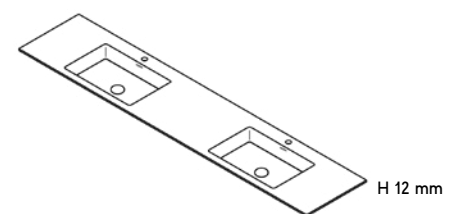
| Single Sink Lavabo Singolo | BASIN FINISHING COLORE VASCA | | |
|-------------------------------|---------------------------------|------------------|----------------|
| | Matte White Bianco opaco | Taupe Tortora | Grey Grigio |
| Rectangular Rettangolare | • | • | • |
| Biscuit Biscotto | • | • | • |
| Circular Circolare | • | • | • |

Evoluzione

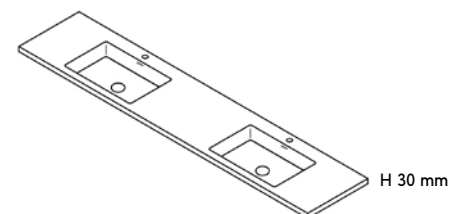
Design Collection by **Studio Ferriani**

DUO Twin Sink / Lavabo Doppio

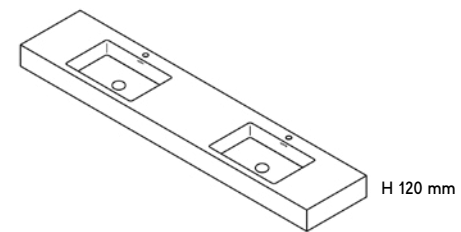
Rectangular Basin
Vasca Rettangolare



H 12 mm

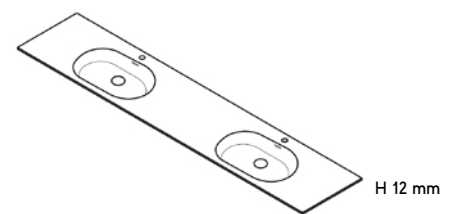


H 30 mm

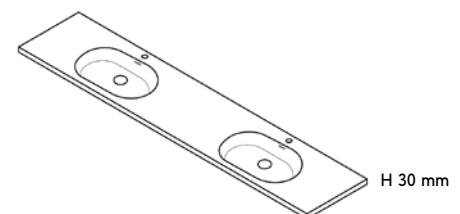


H 120 mm

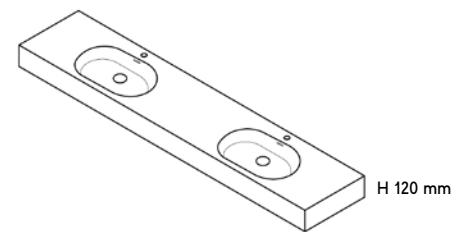
Biscuit Basin
Vasca Biscotto



H 12 mm

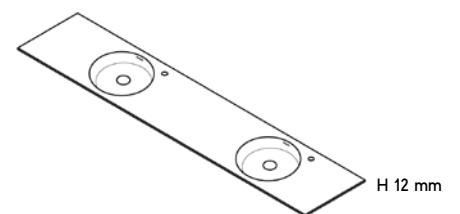


H 30 mm

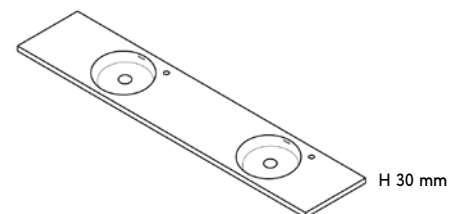


H 120 mm

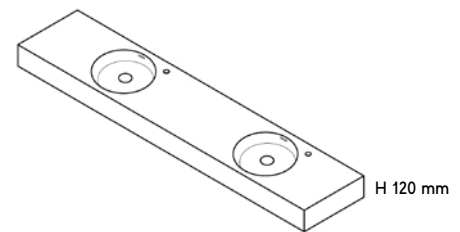
Circular Basin
Vasca Circolare



H 12 mm



H 30 mm



H 120 mm

DIMENSIONS / Dimensioni

Customisable length L / Lunghezza personalizzabile L

Depth 45 cm (17 3/4") / Profondità 45 cm (17 3/4")

Height 1,2 cm (1/2"), 3 cm (1 1/8"), 12 cm (4 3/4") / Altezza 1,2 cm (1/2"), 3 cm (1 1/8"), 12 cm (4 3/4")

STRUCTURE / Struttura

Reinforcement: continuous panel / Rinforzo: pannello continuo

Brackets: included only for sink with a height of 12 cm (4 3/4")

Staffe: incluse solo su lavabo con altezza 12 cm (4 3/4")

Bottom tiling is not provided / Non è previsto il rivestimento inferiore

BASIN / Vasca

Solid 100% acrylic-based surface / Solid surface a base acrilica pura

BASIN MODELS

Rectangular basin Dimensions / Dimensioni vasca Rettangolare

50x30x10 cm (19 3/8" x 11 3/4" x 3 7/8")

Biscuit basin Dimensions / Dimensione vasca Biscotto

50x30x10 cm (19 5/8" x 11 3/4" x 3 7/8")

Circular basin Dimensions / Dimensione vasca Circolare

Ø35 cm (13 3/4")

BASIN COLORS

All Basin models are available in 3 colors: **Matte White**, **Matte Taupe** and **Matte Grey**

Tutti i modelli di vasca sono disponibili in tre colori: Bianco opaco, Tortora opaco e Grigio opaco

FURTHER TECHNICAL DETAILS / Altri dettagli tecnici

Faucet hole diameter: Ø 35 mm (1 3/8") / Diametro del foro rubinetto: Ø 35 mm (1 3/8")

Overflow system included / kit troppopieno incluso

Drain hole diameter: 1 1/4" (drain on demand) / Diametro piletta: 1 1/4" (piletta su richiesta)

STARTING SLABS / Fondi di partenza

Thickness 6 mm (1/4") or 9 mm (3/8") or 12 mm (4 3/4")

Spessore 6 mm (1/4") o 9 mm (3/8") o 12 mm (4 3/4")

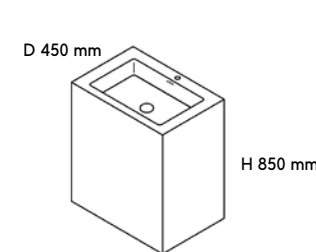
Sinks with height 12 mm are made only with 12 mm slabs

I lavabi con altezza 12 mm sono realizzati solo con fondo di partenza da 12 mm

| | BASIN FINISHING COLORE VASCA | | |
|------------------------------------|---------------------------------|------------------|----------------|
| | Matte White Bianco opaco | Taupe Tortora | Grey Grigio |
| Twin Sink Lavabo Doppio | | | |
| Rectangular Rettangolare | • | • | • |
| Biscuit Biscotto | • | • | • |
| Circular Circolare | • | • | • |

BLOCK Free-standing

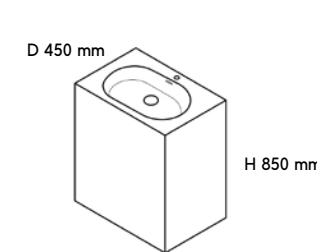
Rectangular Basin
Vasca Rettangolare



D 450 mm

H 850 mm

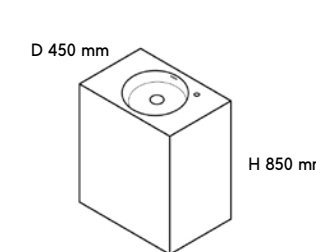
Biscuit Basin
Vasca Biscotto



D 450 mm

H 850 mm

Circular Basin
Vasca Circolare



D 450 mm

H 850 mm

DIMENSIONS / Dimensioni

Length 65 cm (25 5/8") / Lunghezza 65 cm (25 5/8")

Depth 45 cm (17 3/4") with Faucet hole / Profondità 45 cm (17 3/4") con foro miscelatore

Height 85 cm (33 1/2") / Altezza 85 cm (33 1/2")

STRUCTURE / Struttura

Reinforcement: continuous panel / Rinforzo: pannello continuo

No Brackets / No staffe

Bottom tiling is not provided / Non è previsto il rivestimento inferiore

Enclosed sink back accessible through a hatch with a magnetic door

Retro lavabo chiuso ed accessibile tramite botola con sportello magnetico

BASIN / Vasca

Solid 100% acrylic-based surfaces / Solid surface a base acrilica pura

BASIN MODELS

Rectangular basin Dimensions / Dimensioni vasca Rettangolare

50x30x10 cm (19 3/8" x 11 3/4" x 3 7/8")

Biscuit basin Dimensions / Dimensione vasca Biscotto

50x30x10 cm (19 5/8" x 11 3/4" x 3 7/8")

Circular basin Dimensions / Dimensione vasca Circolare

Ø35 cm (13 3/4")

BASIN COLORS

All Basin models are available in 3 colors: **Matte White**, **Matte Taupe** and **Matte Grey**

Tutti i modelli di vasca sono disponibili in tre colori: Bianco opaco, Tortora opaco e Grigio opaco

FURTHER TECHNICAL DETAILS / Altri dettagli tecnici

Faucet hole diameter: Ø 35 mm (1 3/8") / Diametro del foro rubinetto: Ø 35 mm (1 3/8")

Overflow system included / kit troppopieno incluso

Drain hole diameter: 1 1/4" (drain not included) / Diametro piletta: 1 1/4" (piletta non inclusa)

STARTING SLABS / Fondi di partenza

Thickness 6 mm (1/4") or 9 mm (3/8") or 12 mm (4 3/4")

Spessore 6 mm (1/4") o 9 mm (3/8") o 12 mm (4 3/4")

| | BASIN FINISHING COLORE VASCA | | |
|------------------------------------|---------------------------------|------------------|----------------|
| | Matte White Bianco opaco | Taupe Tortora | Grey Grigio |
| Free-Standing | | | |
| Rectangular Rettangolare | • | • | • |
| Biscuit Biscotto | • | • | • |
| Circular Circolare | • | • | • |

| | BASIN FINISHING COLORE VASCA | | |
|------------------------------------|---------------------------------|------------------|----------------|
| | Matte White Bianco opaco | Taupe Tortora | Grey Grigio |
| Free-Standing | | | |
| Rectangular Rettangolare | • | • | • |
| Biscuit Biscotto | • | • | • |
| Circular Circolare | • | • | • |

INDEX



PRODUCT
FINDER



SURFACE
RANGE



COMPANY




COLLECTIONS




LARGE SIZES



SLABS FOR
COUNTERTOPS
& FURNITURE



BATHROOM
FURNITURE
& TABLES



ESSENZA
EVOLUZIONE
DIALOGO
ARMONIA
TABLES

FACADES



TECHNICAL
SPECIFICATIONS

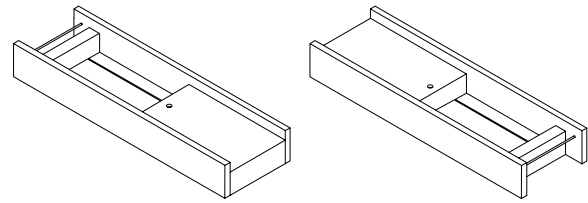


Dialogo

Design Collection by **Mario Ferrarini**

Designer Sinks Single

WITH OR WITHOUT FAUCET HOLE
Con e senza foro rubinetteria

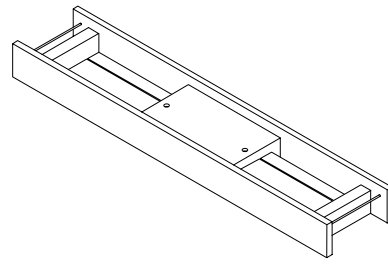


Top / Piano h 125 mm | 4 7/8"
Edge / Bordo h 175 mm | 6 7/8"

Available in monocolour and bicolor version
Disponibile in versione monocolore e bicolore

Designer Sinks Twin

WITH OR WITHOUT FAUCET HOLE
Con e senza foro rubinetteria



Top / Piano h 125 mm | 4 7/8"
Edge / Bordo h 175 mm | 6 7/8"

INFORMATIONS FOR ALL DIALOGO SINKS INFORMAZIONI PER TUTTI I LAVABI DIALOGO

DIMENSIONS / Dimensioni
Customisable length L / Lunghezza personalizzabile L
Depth 45 cm (17 3/4") / Profondità 45 cm (17 3/4")
Height Top 12,5 cm (4 7/8") / Altezza Top 12,5 cm (4 7/8")
Height Edge 17,5 cm (6 7/8") / Altezza Binario 17,5 cm (6 7/8")

STRUCTURE / Struttura
Reinforcement: continuous panel / Rinforzo: pannello continuo
Brackets: included / Staffe: incluse
Bottom tiling is not provided / Non è previsto il rivestimento inferiore

BASIN / Vasca
Stainless steel, coated with porcelain tiling / Acciaio inossidabile, rivestita in gres porcellanato
Dimensions 55x34x10 cm (21 3/4"x13 1/8"x3 7/8") / Dimensioni 55x34x10 cm (21 3/4"x13 1/8"x3 7/8")

FURTHER TECHNICAL DETAILS / Altri dettagli tecnici
Faucet hole diameter Ø 35 mm (1 3/8") / Diametro del foro rubinetto Ø 35 mm (1 3/8")
Drain hole diameter: 1 1/4" / Diametro piletta: 1 1/4"

STARTING SLABS / Fondi di partenza
Thickness 6 mm (1/4") or 9 mm (3/8") or 12 mm (4 3/8")
Spessore 6 mm (1/4") o 9 mm (3/8") o 12 mm (4 3/8")



reddot winner 2022

Basin Features



Essenza - Sloped Basin



Essenza - Flat Basin



Essenza - Enveloped Bottom Basin



Dialogo

Drain access



Easy access to the drain to remove dirt.

Facile accesso allo scarico per rimuovere lo sporco.


Perfectly insulated hydraulic system



The one-piece stainless steel basin prevents water infiltration.

La vasca monoblocco in acciaio evita le infiltrazioni di acqua.

High impact resistance



High impact resistance thanks to the advanced composite structure.

Alta resistenza agli urti grazie all'avanzata struttura composita.

INDEX



PRODUCT FINDER



SURFACE RANGE



COMPANY



COLLECTIONS



LARGE SIZES



SLABS FOR COUNTERTOPS & FURNITURE



BATHROOM FURNITURE & TABLES



ESSENZA EVOLUZIONE DIALOGO ARMONIA

TABLES

FACADES



TECHNICAL SPECIFICATIONS

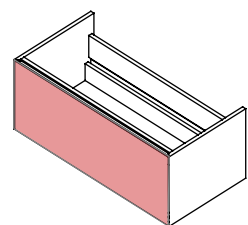


Armonia

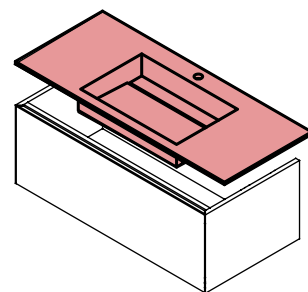
Drawer unit



DRAWER CUSTOMIZATION



Option to cover the drawer with ceramic fronts: more than 400 colors and finishing. Possibilità di rivestire i cassetti frontali della cassetiera con gres: più di 400 colori e finiture.

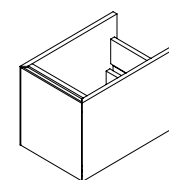


Drawers can be paired with washbasins from the *Essenza*, *Evoluzione*, and *Dialogo* collections. Le cassetiere nascono per essere abbinare a tutti i lavabi delle gamme *Essenza*, *Evoluzione* e *Dialogo*.

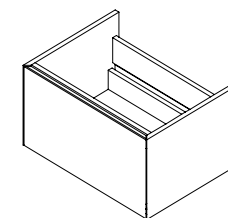
Armonia



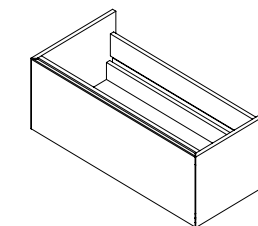
Single drawer



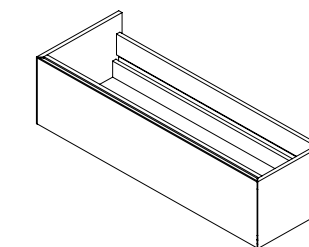
L 300 mm
H 320 mm
D 450 mm - 500 mm



L 600 mm
H 320 mm
D 450 mm - 500 mm

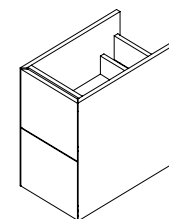


L 900 mm
H 320 mm
D 450 mm - 500 mm

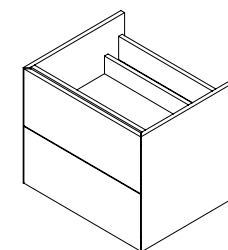


L 1200 mm
H 320 mm
D 450 mm - 500 mm

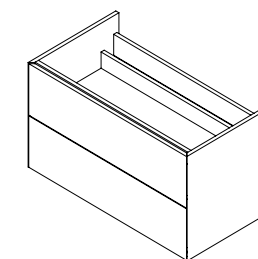
Twin drawer



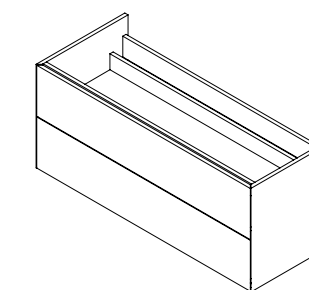
L 300 mm
H 500 mm
D 450 mm - 500 mm



L 600 mm
H 500 mm
D 450 mm - 500 mm




L 900 mm
H 500 mm
D 450 mm - 500 mm



L 1200 mm
H 500 mm
D 450 mm - 500 mm

AVAILABLE LAMINATE COLORS



INFORMATIONS DRAWER UNIT INFORMAZIONI CASSETTIERA

DIMENSIONS / Dimensioni

Length* / Lunghezza*
30 cm (11 3/4") | 60 cm (23 5/8") | 90 cm (35 3/8") | 120 cm (47 3/8")

Depth / Profondità
45 cm (17 3/4") | 50 (19 3/8")

Height / Altezza
32 cm (12 5/8") | 50 (19 3/8")

*All the lengths are modular. The modules with length 60 cm (23 5/8") | 90 cm (35 3/8") | 120 cm (47 3/8") are available with a siphon cut-out, always centered along the module's length. Tutti i moduli sono componibili. I moduli da 60 cm (23 5/8") | 90 cm (35 3/8") | 120 cm (47 3/8") sono disponibili con scasso per sifone, sempre centrato sulla lunghezza del modulo.

STRUCTURE / Struttura

Structure of the chest of drawers in melamine material. Drawer opening with a push-pull mechanism. Bloom Hinges. Available laminate colors White matte, Taupe Matte, Grey Matte, White Textured, Brown Matte & Light Grey Matte. Struttura della cassetiera in materiale laminato. Apertura dei cassetti con meccanismo push-pull. Cerniere Bloom. Colori di laminato disponibili: White matte, Taupe Matte, Grey Matte, White Textured, Brown Matte & Light Grey Matte.

STARTING SLABS FOR DRAWER COVERING

Fondi di partenza per il rivestimento dei cassetti
Thickness 6 mm (1/4"). The chest of drawers can only be covered with a 6 mm slabs. Spessore 6 mm (1/4"). La cassetiera può essere rivestita solo con lastra di parteza da 6 mm.

INDEX



PRODUCT
FINDER



SURFACE
RANGE



COMPANY



COLLECTIONS



LARGE SIZES



SLABS FOR
COUNTERTOPS
& FURNITURE



BATHROOM
FURNITURE
& TABLES



ESSENZA
EVOLUZIONE
DIALOGO
ARMONIA

TABLES


FACADES




TECHNICAL
SPECIFICATIONS




Tables


INDEX 




PRODUCT FINDER 

SURFACE RANGE 

COMPANY 

COLLECTIONS 


LARGE SIZES 


SLABS FOR COUNTERTOPS & FURNITURE 

BATHROOM FURNITURE & TABLES 

ESSENZA
EVOLUZIONE
DIALOGO
ARMONIA

TABLES

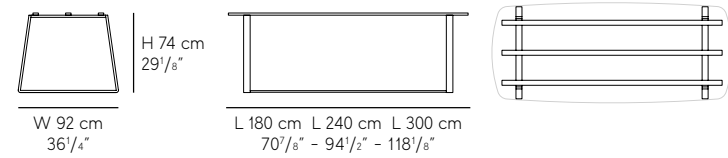
FACADES 

TECHNICAL SPECIFICATIONS 

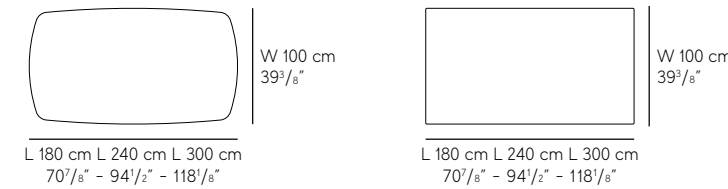
Brooklyn 75 Dining Tables



BASES available in textured black and textured anthracite



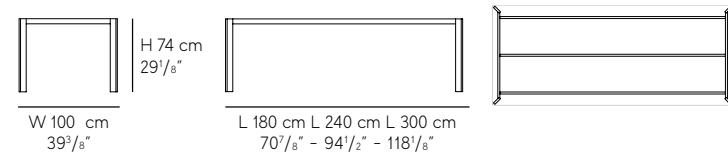
TOPS $\frac{3}{4}$ 12 mm



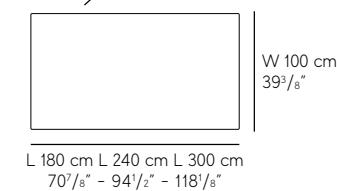
Incontro 75 Dining Tables



BASES available in textured black and textured anthracite



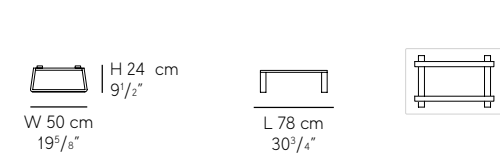
TOPS $\frac{3}{4}$ 12 mm



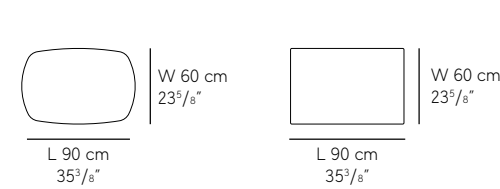
Brooklyn 25 Coffee Tables



BASES available in textured black and textured anthracite



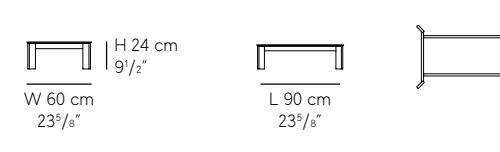
TOPS $\frac{3}{4}$ 12 mm



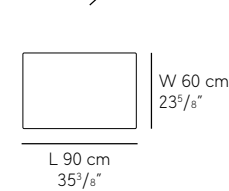
Incontro 25 Coffee Tables



BASES available in textured black and textured anthracite



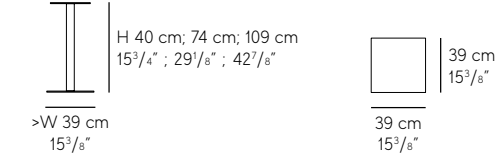
TOPS $\frac{3}{4}$ 12 mm



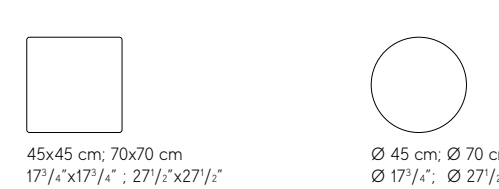
Manhattan Hospitality Tables



BASES available in textured black and customized



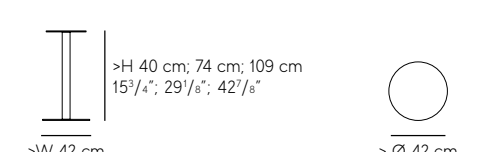
TOPS $\frac{3}{4}$ 12 mm



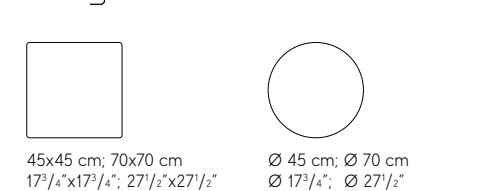
Cosmopolitan Hospitality Tables



BASES available in textured black and customized



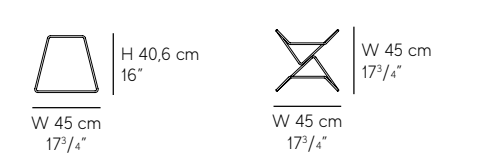
TOPS $\frac{3}{4}$ 12 mm



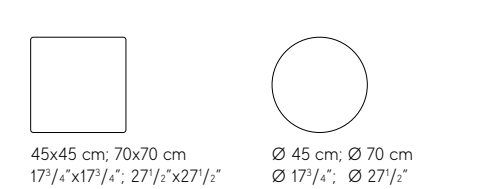
Contatto Side Table



BASES available in textured black and chromed



TOPS $\frac{3}{4}$ 12 mm

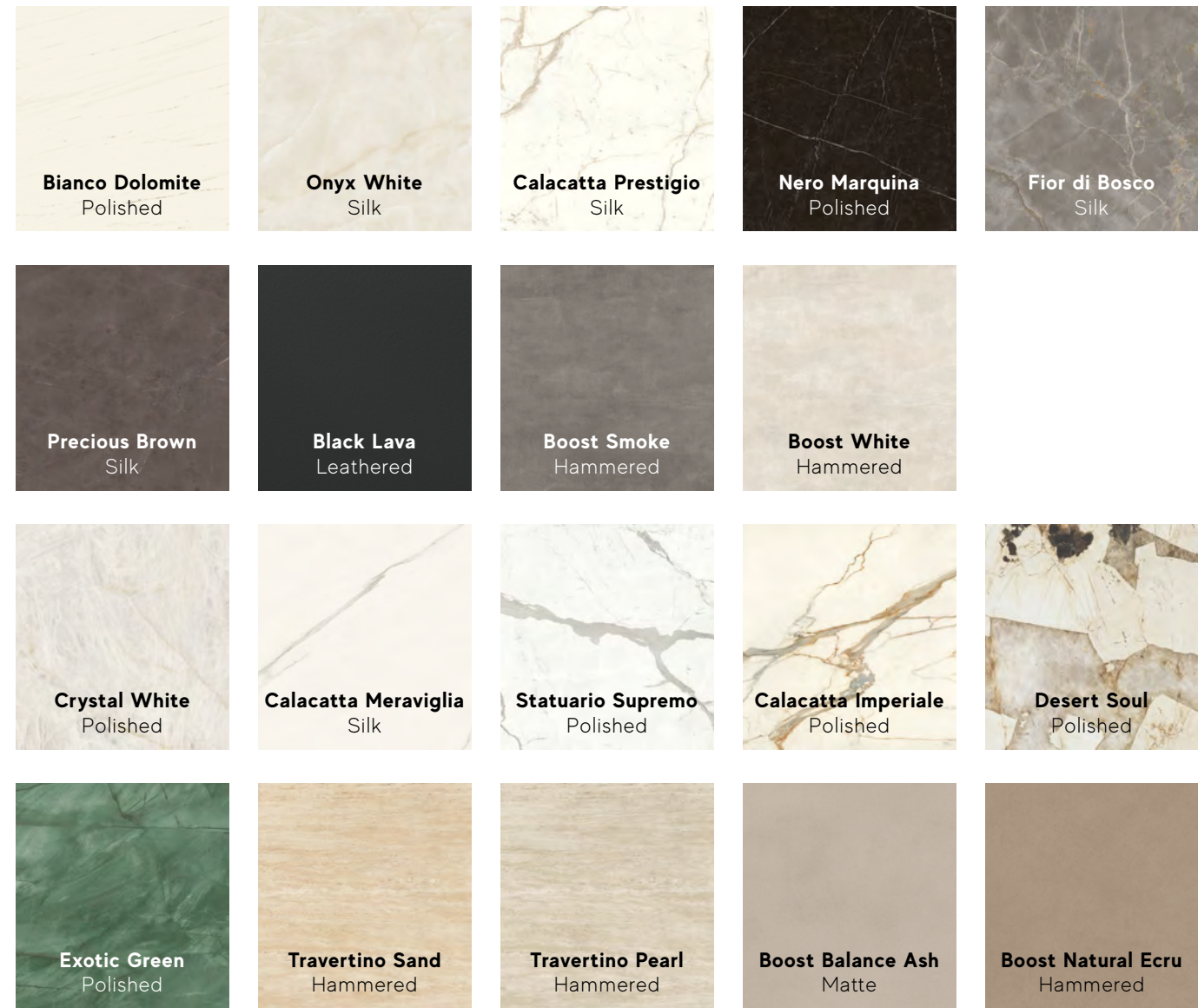


TABLES BROCHURE

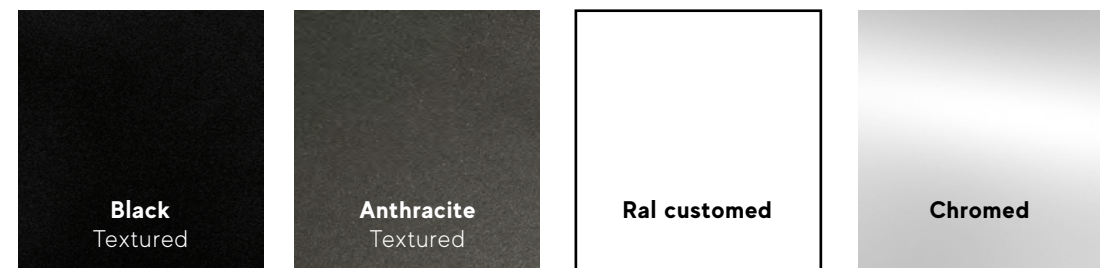


Top Colors

Porcelain tile colors and finishes



Bases Colors



Dining, Coffee & Hospitality, Side Tables

Dining & Coffee Tables

Hospitality Tables

Side Tables

Sinks cleaning and maintenance

SANITIZING

Porcelain tiles surfaces are extremely easy to sanitize, owing to the physical and mechanical features of this material. Indeed, since they are produced at extremely high temperatures, they prove entirely poreless, which prevents mold, mildew and bacteria from spreading. This means sanitizing products or products with a specific concentration of chemicals capable of eradicating germs and bacteria from surfaces can easily be used, for optimum efficiency and without worrying about damaging the material itself.

ROUTINE CLEANING

For routine cleaning, simply use a damp sponge or a microfibre cloth with hot water and ordinary neutral detergent* then wipe dry with a soft cloth. To remove dirt built up in the corners, we recommend you rub with a nonabrasive soft bristle brush.

Avoid using:

1. Products with waxing, restoring, polishing, brightening properties;
2. Products containing hydrofluoric acid and its derivatives;
3. Metal wire pads (iron and steel pads) or excessively abrasive pads.

CAUTION: Porcelain tiles do not require the application of waxes or detergents with polishing additives, even when the surface is glossy/lapped.

*such as Clean Universal made by Faber Chimica or Fila Clean&Shine for the Italian market - Fila Cleanall for the US market - Fila Brio for all other markets.

EXTRAORDINARY CLEANING

In the event of tough stains, which cannot be removed during routine cleaning operations, we suggest the use of alkaline detergents* for coffee, fruit juice, wine, ink stains and the like, acidic detergents** in the event of limescale residue (or rust), use specific detergents to remove silicone sealant residue***

*such as Clean Degreaser - Deep Degreaser made by Faber Chimica or Fila Powerclean for the Italian market - Fila Hobby for other markets.

**such as Clean Limescale - Tile Cleaner made by Faber Chimica or Fila Deepclean for the Italian market - Fila Via Bagno for other markets.

***such as Epoxy Cleaner made by Faber Chimica or Fila Zerossil.

STEEL SURFACES

Stainless steel is an extremely strong material and is not subject to the corrosive action of oxidation. However, specific products should be used for cleaning it.

In addition, to avoid damaging the surface, do not use:

1. sponges or scourers that could cause irreversible scratches and abrasions;
2. aggressive chemicals;
3. cleaning products based on ammonia, bleach or chlorine.

LACQUERED SURFACES

Daily cleaning and maintenance of the lacquered surfaces of the drawer unit.

To maintain lacquered surfaces for as long as possible and in the best possible condition, proceed as follows:

1. Treat the stain promptly, allowing it to remain in contact with the surface for as little time as possible.
2. Only use a moistened microfibre cloth, white if possible. Do not use sponges or rags that could scratch the surface.
3. Use a NON-abrasive, neutral liquid soap solution. Marseille soap is particularly suitable. Simply dilute a few flakes in a bowl with lukewarm water, lightly dampen the cloth and wipe the surface.
4. After wiping, it is best to rinse and dry quickly, taking care to use a dry cloth different from the one used for cleaning. Air drying is not recommended because halos or traces of water may remain.
5. Do not use organic solvents such as acetone and alcohol, do not use detergents containing strong acids, kitchen detergents and substances containing ammonia, trichloroethylene and bleach.

Notes

CAUTION

Avoid accidental shocks that could result in chipping or irreversible damage. In the event of breakage, check that the structural parts are not damaged and, if necessary, discard the item.

Avoid any improper use of the items and their components. Some removable parts could be used as blunt objects.

Be careful: sharp edges and possible razor-sharp surfaces.

IGIENIZZAZIONE

Le superfici in gres porcellanato sono estremamente facili da igienizzare, grazie alle caratteristiche fisico-meccaniche di questo materiale. Infatti, essendo prodotta ad altissime temperature, risulta totalmente priva di pori, fatto che impedisce a muffe e batteri di proliferare. È possibile utilizzare pertanto senza problemi prodotti igienizzanti ossia con una determinata concentrazione di sostanze in grado di eliminare germi e batteri dalle superfici, con la massima efficacia e senza temere di rovinare il materiale stesso.

PULIZIA ORDINARIA

Per la pulizia quotidiana è sufficiente utilizzare una spugna inumidita o un panno in microfibra con acqua calda e un comune detergente neutro* asciugando con un panno morbido. Per la rimozione di sporco accumulatosi negli angoli si suggerisce di strofinare con uno spazzolino con setole morbide non abrasive.

Evitare l'utilizzo di:

1. Prodotti con caratteristiche ceranti, ravvivanti, lucidanti, brillantanti;
2. Prodotti che contengono acido fluoridrico e suoi derivati;
3. Pagliette di metallo (spugnette di ferro e acciaio) o eccessivamente abrasive.

ATTENZIONE: Il gres porcellanato non richiede l'applicazione di cere o di detergenti con additivi lucidanti anche quando ha una superficie lucida/lappata.

*tipo Clean Universal della Faber Chimica oppure Fila Clean&Shine per mercato IT - Fila Cleanall per mercato USA - Fila Brio per tutti gli altri mercati.

PULIZIA STRAORDINARIA

Nel caso di macchie ostinate, non rimovibili con la pulizia ordinaria, si suggerisce di utilizzare detergenti a base alcalina* per caffè, succhi di frutta, vino, inchiostro, ed etc... detergenti a base acida** nel caso di residui di calcare (o ruggine) utilizzare detergenti specifici per la rimozione di residui di sigillanti siliconici***

*tipo Clean Degreaser - Deep Degreaser della Faber Chimica oppure Fila Powerclean per mercato IT - Fila Hobby per gli altri mercati.

**tipo Clean Limescale - Tile Cleaner della Faber Chimica oppure Fila Deepclean per il mercato IT - Fila Via Bagno per gli altri mercati.

***tipo Epoxy Cleaner della Faber Chimica oppure Fila Zerossil.

SUPERFICI IN ACCIAIO

L'acciaio inox è un materiale estremamente resistente e non è soggetto all'azione corrosiva dell'ossidazione.

Tuttavia per la pulizia è opportuno adoperare prodotti specifici.

Inoltre per evitare il danneggiamento della superficie non utilizzare:

1. spugne o pagliette metalliche che potrebbero generare graffi ed abrasioni irreversibili;
2. sostanze chimiche aggressive;
3. prodotti per la pulizia a base di ammoniaca, candeggina o cloro.

SUPERFICI LACCATE

Pulizia e manutenzione quotidiana delle superfici laccate della cassetteria.

Per conservare le superfici laccate per il maggior tempo e nella migliore condizione possibile, è necessario rispettare e seguire i seguenti punti:

1. Agire tempestivamente sulla macchia, lasciando che questa rimanga il minor tempo possibile a contatto con la superficie;
2. Utilizzare esclusivamente un panno in microfibra inumidito, possibilmente bianco. Non utilizzare spugne o stracci che potrebbero graffiare la superficie;
3. Utilizzare una soluzione di sapone liquido neutro NON abrasivo. Particolarmente indicato è il Sapone di Marsiglia, sarà sufficiente diluire alcune scaglie in una bacinella d'acqua tiepida, bagnare leggermente il panno e passarlo sulla superficie;
4. Dopo aver passato il panno, è bene procedere con le operazioni di risciacquo e asciugatura in maniera rapida, avendo cura di usare un panno asciutto diverso da quello utilizzato per la pulizia. L'asciugatura all'aria è sconsigliata perché potrebbero rimanere aloni o tracce di acqua;
5. Non usare solventi organici come acetone ed alcool, non usare detergenti contenenti acidi forti, detergenti per cucina e sostanze contenenti ammoniaca, trielina e candeggina.

ATTENZIONE

Evitare urti accidentali che potrebbero provocare sbecature o lesioni non ripristinabili. In presenza di rotture verificare che le parti strutturali non siano compromesse e nel caso mettere fuori utilizzo l'oggetto.

Evitare qualsiasi uso improprio degli articoli e dei loro componenti. Alcune parti removibili potrebbero essere utilizzate come oggetti contundenti.

Prestare attenzione: spigoli acuminati e possibile presenza di superfici taglienti.

FR-DE-ES-RU



INDEX



PRODUCT FINDER



SURFACE RANGE



COMPANY



COLLECTIONS



LARGE SIZES



SLABS FOR COUNTERTOPS & FURNITURE



BATHROOM FURNITURE & TABLES



ESSENZA EVOLUZIONE DIALOGO ARMONIA

TABLES

FACADES




TECHNICAL SPECIFICATIONS



Facades

- ◇ BONDED FACADES
- ◇ VENTILATED FACADES

INDEX 

PRODUCT
FINDER >

SURFACE
RANGE >

COMPANY >

COLLECTIONS >

LARGE SIZES >

SLABS FOR
COUNTERTOPS
& FURNITURE >

BATHROOM
FURNITURE
& TABLES >

FACADES >

BONDED FACADES
VENTILATED FACADES

TECHNICAL
SPECIFICATIONS >




Bonded facades

On plaster



Suitable thicknesses
 ± 6 mm
 ± 9 mm
 ± 12 mm

- 1 Stoneware cladding
- 2 Safety hook
- 3 Highly deformable adhesive
- 4 Masonry




BONDED FACADES ON PLASTER

Porcelain panels are bonded directly to the outer plaster layer of the wall face using the double spreading method with the proper adhesive depending on the nature of the substrate, environmental conditions, and panel size. It is advisable to place metal hooks as an additional safety restraint, which will remain hidden behind the slab. These hooks are then mechanically attached to the wall.

FACCIAE INCOLLATE SU INTONACO


I pannelli in gres vengono incollati direttamente allo strato di intonaco esterno del paramento murario, adottando il metodo della doppia spalmatura con idoneo adesivo in funzione alla natura del sottofondo, delle condizioni ambientali e del formato del pannello. È consigliabile disporre ganci metallici, come ulteriore ritegno di sicurezza, che rimarranno nascosti dietro la lastra preventivamente lavorata. Tali ganci sono poi fissati meccanicamente alla parete.

On thermal coat



Suitable thicknesses
 ± 6 mm ⁽¹⁾

- 1 Stoneware cladding
- 2 Highly deformable adhesive
- 3 Structural plaster
- 4 Fiber glass mesh
- 5 Structural render
- 6 Insulating panel
- 7 Adhesive
- 8 Masonry



BONDED FACADES ON THERMAL COAT

External vertical cladding system made by bonding the ceramic slabs to the insulating layer using the double spreading method with the proper adhesive depending on the nature of the substrate, environmental conditions, and panel size. Light colors with a solar reflectance index (SR) greater than 20% are recommended.



FACCIAE INCOLLATE SU CAPPOTTO TERMICO

Sistema di rivestimento verticale esterno realizzato incollando le lastre ceramiche allo strato di isolante, adottando il metodo della doppia spalmatura con idoneo adesivo in funzione alla natura del sottofondo, delle condizioni ambientali e del formato del pannello. Sono da privilegiare colori chiari con indice di riflettanza solare (SR) maggiore del 20%.

⁽¹⁾ However, we do not exclude the possibility of using thicker, larger slabs on insulating layers after further evaluation at the design stage or on-site surveys in the case of work on existing surfaces. - Non si esclude comunque la possibilità di incollare su isolante in facciata lastre di spessore e formato maggiori previa ulteriori valutazioni in fase di progetto o rilievi in sito in caso di interventi su esistente.

Ventilated facades*

With visible mechanical hooks




VENTILATED FACADES WITH VISIBLE MECHANICAL HOOKS

The attachment of the slabs is visible and done with steel clips, possibly painted in a color similar to the facing. The metal structure of the system consists of vertical mullions and brackets anchored to the wall of the building by appropriately sized dowels. The coupling system between bracket and upright ensures compliance with the designed geometric constraints while also allowing for minor adjustment during installation.

FACCIATE VENTILATE CON AGGANCI A VISTA MECCANICI

L'aggancio delle lastre è visibile e realizzato con clips di acciaio, eventualmente verniciate con un colore simile al paramento. La struttura metallica del sistema è composta da montanti verticali e staffe, ancorate alla parete portante dell'edificio mediante tasselli opportunamente dimensionati. Il sistema di aggancio tra staffa e montante permette di rispettare i vincoli geometrici progettati garantendo piccoli aggiustamenti in fase di posa.

With invisible mechanical hooks





VENTILATED FACADES WITH INVISIBLE MECHANICAL HOOKS

The attachment is concealed on the back of the slab by means of special steel inserts that fit into previously-made holes. The metal structure of the system consists of vertical mullions, horizontal beams, and brackets anchored to the wall of the building by appropriately sized dowels. The coupling system between bracket and upright ensures compliance with the designed geometric constraints while also allowing for minor adjustments during installation.

FACCIATE VENTILATE CON AGGANCI A SCOMPARSA MECCANICI

L'aggancio è occulto sul retro della lastra mediante speciali inserti di acciaio che si inseriscono in fori sottosquadro, precedentemente realizzati meccanicamente. La struttura metallica del sistema è composta da montanti verticali, correnti orizzontali e staffe, ancorate alla parete portante dell'edificio mediante tasselli opportunamente dimensionati. Il sistema di aggancio tra staffa e montante permette di rispettare i vincoli geometrici progettati garantendo piccoli aggiustamenti in fase di posa.

With invisible chemical-mechanical hooks





VENTILATED FACADES WITH INVISIBLE CHEMICAL-MECHANICAL HOOKS

For slabs less than 9 mm thick, the attachment system is not only mechanical but also chemical. Depending on the case, the bonding can be continuous and applied to a backing layer or directly to the metal profiles of the structure. The hybrid nature of the attachment thus provides greater safety than single-attachment techniques.

FACCIATE VENTILATE CON AGGANCI A SCOMPARSA CHIMICO-MECCANICI

Per lastre di spessore inferiore a 9 mm, il sistema di aggancio non sarà esclusivamente meccanico ma anche chimico. A seconda dei casi l'incollaggio può essere continuo e applicato ad uno strato di supporto oppure direttamente ai profili metallici della struttura. La natura ibrida dell'aggancio garantisce così maggior sicurezza rispetto ad agganci con tecnica di fissaggio singola.

With invisible hooks for slabs with incisions (kerf)



VENTILATED FACADES WITH INVISIBLE HOOKS FOR SLABS WITH INCISIONS (KERF)

For 20-mm-thick slabs, the concealed attachment system consists of clips inserted into an incision on the edge of the slabs, previously cut into the thickness along the parallel horizontal sides with respect to the orientation of the installation. The structure can be the same as the systems with visible fasteners.

FACCIATE VENTILATE CON AGGANCI A SCOMPARSA PER LASTRE INTAGLIATE (KERF)


Per lastre di spessore 20 mm il sistema di aggancio occulto è costituito da clips inserite in una incisione sulla costa delle lastre, preventivamente incise nello spessore lungo i lati paralleli orizzontali rispetto all'orientamento dell'installazione. La struttura può essere la stessa dei sistemi con aggancio a vista.





* Technological exterior cladding systems consisting of a series of layers anchored to the building walls by a metal structure. A layer of thermal and acoustic insulation is usually applied directly on the wall, and then porcelain tile cladding is added externally.
A hollow space is created between the two layers to ensure the breathability of the facade through continuous ventilation. - Sistemi tecnologici di rivestimento esterno costituiti da una serie di strati ancorati alle pareti dell'edificio mediante una struttura metallica. A contatto con la parete in genere è applicato uno strato di isolante termico ed acustico e più esternamente il rivestimento in gres porcellanato. Tra i due strati si crea un'intercapedine vuota che garantisce traspirazione della facciata mediante ventilazione continua.


Technical Specifications


- ↔ VELVETECH
- ↔ SENSITECH
- ↔ CERTIFICATIONS
- ↔ TECHNICAL SPECIFICATION
- ↔ DESTINATIONS OF USE
- ↔ COLOR-SHADING
- ↔ LAYING SUGGESTIONS, CLEANING AND MAINTENANCE
- ↔ PACKING
- ↔ GENERAL SALES CONDITIONS

INDEX 


PRODUCT FINDER 


SURFACE RANGE 


COMPANY 

COLLECTIONS 

LARGE SIZES 

SLABS FOR COUNTERTOPS & FURNITURE 



BATHROOM FURNITURE & TABLES 

FACADES 

TECHNICAL SPECIFICATIONS 

Velvetech

The advanced technology with patent filed in Europe,
inspired by the art of polishing surfaces for an impeccable smooth touch



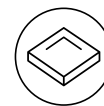
USER GUIDE



DISCOVER MORE



PRECAUTIONS VELVETECH



SURFACE FEATURES

- Velvet is a delicate surface that requires proper care.
- Velvet is a surface that features irregularities, streaks, and superficial halos, particularly visible under oblique or reflected light.
- The Velvet finish may show noticeable marks, caused primarily by contact with metal objects (e.g. metal legs of chairs and furniture) and other abrasive materials. To best protect and preserve it, it is essential to follow the cleaning and maintenance guidelines

CARATTERISTICHE DELLA SUPERFICIE

- Velvet è una superficie delicata che merita attenzione.
- Velvet è una superficie che presenta irregolarità, screziature e alonature superficiali, visibili soprattutto alla luce radente.
- La finitura Velvet può mostrare segni particolarmente evidenti sulla superficie, causati soprattutto dal contatto con oggetti metallici (es. piedini in metallo di sedie e mobili) e altri materiali abrasivi. Per preservarla al meglio, è fondamentale seguire le indicazioni di pulizia e manutenzione.

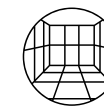


DAILY CLEANING & CARE

- Do not use detergents with waxing, polishing, or shining properties.
- Do not use steel wood pads or excessively abrasive materials.
- Clean with a damp cloth and diluted neutral detergent, or use a scrubber dryer with soft nylon brushes for large areas, following the manufacturer's instructions.
- Periodic cleaning with a melamine brush and diluted alkaline detergent is recommended, following the manufacturer's instructions.
- In humid environments or those with organic residues (e.g., limescale or staining agents), use an acid-based detergent and rinse thoroughly, following the manufacturer's instructions.
- In spaces with outdoor exposure, use mats or dirt-trapping devices to retain moisture and dust.
- Apply protective pads to movable elements in contact with the surface (e.g., furniture and chair legs, etc.).
- During installation, use leveling spacers with anti-scratch pads.

PULIZIA E CURA QUOTIDIANA

- Non utilizzare detersivi con proprietà ceranti, brillantanti e lucidanti.
- Non utilizzare pagliette in metallo o eccessivamente abrasive.
- Pulire con panno umido e detergente neutro in soluzione diluita o lavasciuga con spazzole in nylon morbide per grandi superfici, seguendo le istruzioni del produttore.
- È consigliato effettuare periodicamente una pulizia con spazzola melaminica con detergente alcalino diluito, seguendo le istruzioni del produttore.
- In ambienti umidi o con residui organici (esempio: calcare o agenti macchianti) utilizzare un detergente a base acida, seguendo le istruzioni del produttore, ed eseguire un abbondante risciacquo.
- In ambienti a contatto con l'esterno, utilizzare tappeti o dispositivi assorbenti per trattenerne umidità e polvere.
- Applicare protezioni agli elementi mobili a contatto con la superficie (Esempio: piedini di arredi di mobili, sedie etc.).
- Utilizzare distanziatori livellanti con pedane anti-graffio durante la posa.



INDICATIONS OF USE

- Recommended for low-traffic flooring, preferably for residential use (e.g., bedrooms, living rooms, studies, private kitchens, private bathrooms, etc.).
- Not recommended for flooring where anti-slip performance is required.
- Recommended for flooring with a coefficient of friction (DCOF) >0.42 Wet (ANSI A326.3).
- Please note that the indication for use is purely indicative, and it is always the designer's responsibility to assess the suitability of the product for specific use conditions and local regulations, taking into account the variables of the intended environment.

INDICAZIONI D'USO

- Consigliata per pavimenti a basso traffico, preferibilmente ad utilizzo residenziale (Esempio: Camere da letto, soggiorni, studi, cucine private, bagni privati, etc.).
- Non consigliata per pavimenti dove è richiesta resistenza antiscivolo.
- Consigliata per pavimenti con grado di coefficiente di attrito di DCOF (ANSI A326.3) >0,42Wet.
- Si rammenta che l'indicazione d'uso è da ritenersi puramente indicativa e che è sempre compito del progettista valutare l'idoneità del prodotto alle condizioni specifiche di utilizzo e alle norme locali in funzione delle variabili che si possono verificare nell'ambiente di destinazione.



CLEANING & MAINTENANCE AFTER LAYING

- Always perform a preliminary cleaning test, regardless of the grout used (cementitious grout, class CG-EN 13888 in contrast or epoxy grout, class RG-EN 13888).
- For cementitious grout, use a buffered acid cleaner and rinse thoroughly, following the manufacturer's instructions.
- For epoxy grouts, remove residues before they harden and use specific cleaners, following the manufacturer's instructions.

PULIZIA E MANUTENZIONE DI FINE CANTIERE

- Eseguire sempre una prova di pulizia preliminare, qualsiasi sia lo stucco utilizzato (stucco cementizio classe CG-EN 13888 a contrasto o stucco epossidico classe RG-EN 13888).
- In caso di stucchi cementizi, utilizzare un detergente acido tamponato poi risciacquare abbondantemente, seguendo le istruzioni del produttore.
- In caso di stucchi epossidici, rimuovere i residui prima che si induriscano e utilizzare pulitori specifici, seguendo le istruzioni del produttore.

INDEX

PRODUCT
FINDERSURFACE
RANGE

COMPANY



COLLECTIONS



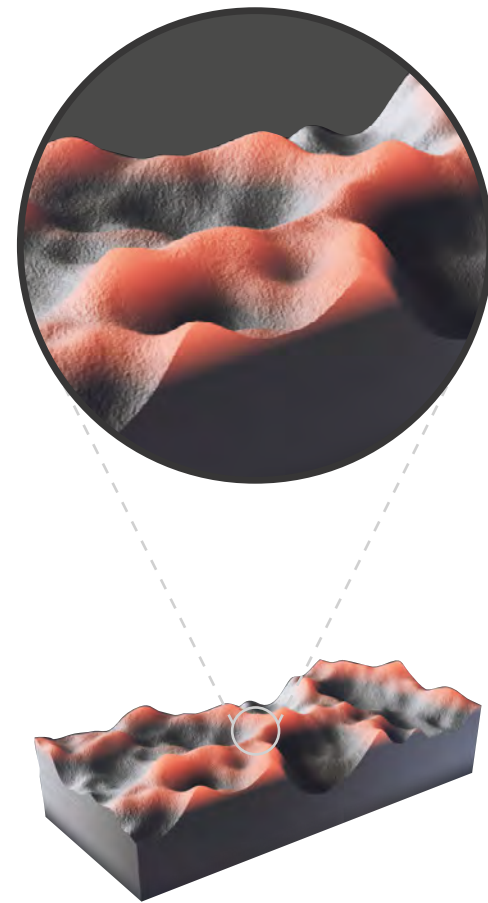
LARGE SIZES

SLABS FOR
COUNTERTOPS
& FURNITUREBATHROOM
FURNITURE
& TABLES


FACADES

TECHNICAL
SPECIFICATIONS

Sensitech



Traditional anti-slip surface



The innovative Sensitech Surface

Sensitech is the high-tech surface for indoor and outdoor settings created by Atlas Concorde Laboratories, patented in Europe. The surface combines high slip resistance performance with tactile softness. With Sensitech, the meaning of surface evolves and takes on a reassuring, pleasant and practical touch, making architectural spaces more comfortable and appealing.

Sensitech è la superficie ad alto coefficiente tecnologico per gli ambienti interni ed esterni realizzata dai Laboratori Atlas Concorde, brevettata in Europa. La superficie coniuga elevate prestazioni di resistenza allo scivolamento ad una maggiore morbidezza tattile. Con Sensitech il significato di superficie si evolve e assume un tocco rassicurante, piacevole e pratico, rendendo gli spazi architettonici sempre più confortevoli e appaganti.



Certifications

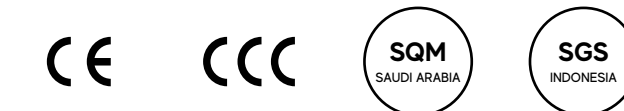
Ratings and memberships



Product certifications



Certifications for export to international markets*



QB UPEC PORCELAIN TILES

AXI
 BOOST
 BOOST BALANCE
 BOOST MINERAL
 BOOST NATURAL
 BOOST MIX
 BOOST PRO
 BOOST STONE
 BRAVE
 ETIC
 ETIC PRO
 EXENCE

HEARTWOOD
 LIMS
 MARVEL
 MARVEL DREAM
 MARVEL GEMS
 MARVEL MERAVIGLIA
 MARVEL SHINE
 MARVEL STONE
 MARVEL TRAVERTINE
 MARVEL X
 PRISM

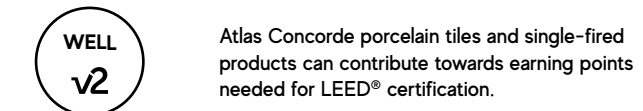
Company certifications



Product declarations



Certification for buildings



QB UPEC F+ OUTDOOR ± 20 MM

BOOST
 BOOST BALANCE
 BOOST MINERAL
 BOOST NATURAL
 BOOST PRO
 BOOST STONE
 BRAVE
 NORDE

CLASSIFICATION UPEC/UPEC F+ EN COURS DE CERTIFICATION

BOOST EXPRESSION
 BOOST ICOR
 BOOST NATURAL PRO
 LOG
 LOG CANSEI
 MARVEL DIVA



* Valid certification for porcelain tile and wall tiles. - Certificazione valida per prodotti in gres porcellanato e rivestimenti.

* Shipments can be made in accordance with national requirements anywhere in the world, even in markets with complex customs procedures such as Egypt, Morocco and Kurdistan, thanks to our active cooperation with accredited certification bodies in each country. - Possibilità di spedizioni conformi alle prescrizioni nazionali ovunque nel mondo, anche in mercati con procedure doganali complesse come Egitto, Marocco, Kurdistan, grazie alla collaborazione sempre attiva con gli enti di certificazione accreditati in ciascun paese. - Dank unserer aktiven Zusammenarbeit mit den akkreditierten Zertifizierungsstellen in den einzelnen Ländern können die Sendungen in Übereinstimmung mit den nationalen Anforderungen überall auf der Welt versandt werden, selbst auf Märkten mit komplexen Zollverfahren wie Ägypten, Marokko und Kurdistan. - Possibilità d'expéditions conformes aux prescriptions nationales partout dans le monde, même sur les marchés dont les procédures douanières sont complexes comme l'Égypte, le Maroc ou le Kurdistan, grâce à la collaboration toujours active avec les organismes de certification homologués dans chaque pays. - Se pueden realizar envíos según la normativa nacional a cualquier parte del mundo, incluso a mercados con procedimientos aduaneros complejos como Egipto, Marruecos o Kurdistan, gracias a la cooperación permanente con los organismos de certificación acreditados en cada país. - Компания имеет возможность осуществлять поставки в любую точку мира в соответствии с национальными требованиями, даже на рынках со сложными таможенными процедурами, таких как Египет, Марокко, Курдистан, благодаря неизменно активному сотрудничеству с аккредитованными органами сертификации в каждой стране.

¹⁰ Classificazione UPEC aggiornata al - Classement UPEC mis à jour au: 2025
¹¹ Si consiglia la consultazione della pagina - On vous conseillons de vous connecter à: <https://database.cstb.fr/holderdetails?UId=ETB-2094&AppRef=QB32>
¹² Per ulteriori informazioni scrivere a - Pour tous renseignements complémentaires merci d'écrire à: france@atlasconcorde.it

INDEX



PRODUCT FINDER



SURFACE RANGE



COMPANY



COLLECTIONS



LARGE SIZES



SLABS FOR COUNTERTOPS & FURNITURE



BATHROOM FURNITURE & TABLES



FACADES



TECHNICAL SPECIFICATIONS



Porcelain Tiles Technical Specification

| | | | | | |
|---------------------|----------------------|------------|---|--------|-----|
| Complies with | EN 14411 (ISO 13006) | Appendix | G | Group | Bla |
| Conforme alla norma | EN 14411 (ISO 13006) | Appendice | G | Gruppo | Bla |
| Conforme à la norme | EN 14411 (ISO 13006) | Appendice | G | Groupe | Bla |
| Entsprechend | EN 14411 (ISO 13006) | Anhang | G | Gruppe | Bla |
| Conforme a la norma | EN 14411 (ISO 13006) | Apéndice | G | Grupo | Bla |
| Соответствует норме | EN 14411 (ISO 13006) | Приложение | G | Группа | Bla |

- (*) **The permissible deviation, in % or mm, of the average size for each tile (2 or 4 sides) from work size (WS).**
Deviazione ammissibile, in % oppure mm, della dimensione media di ogni piastrella (2 oppure 4 lati) dalla dimensione di fabbricazione (WS).
- (**) **The permissible deviation, in % or mm, of the average thickness for each tile from the work size thickness (WS).**
Deviazione ammissibile, in % oppure mm, dello spessore medio di ogni piastrella dallo spessore riportato nella dimensione di fabbricazione (WS).
- (***) **The maximum permissible deviation from straightness, in % or mm, related to the corresponding work sizes (WS).**
Deviazione massima ammissibile di rettilineità, in % oppure mm, in rapporto alle dimensioni di fabbricazione (WS) corrispondenti.
- (****) **The maximum permissible deviation from rectangularity, in % or mm, related to the corresponding work sizes (WS).**
Deviazione massima ammissibile di ortogonalità, in % oppure mm, in rapporto alle dimensioni di fabbricazione (WS) corrispondenti.
- c.c. **The maximum permissible deviation from centre curvature, in % or mm, related to diagonal calculated from the work sizes (WS).**
Deviazione massima ammissibile della curvatura del centro, in % oppure mm, in rapporto alla diagonale calcolata secondo le dimensioni di fabbricazione (WS).
- e.c. **The maximum permissible deviation from edge curvature, in % or mm, related to the corresponding work sizes (WS).**
Deviazione massima ammissibile della curvatura dello spigolo, in % oppure mm, in rapporto alle dimensioni di fabbricazione (WS) corrispondenti.
- w. **The maximum permissible deviation from warpage, in % or mm, related to diagonal calculated from the work sizes (WS).**
Deviazione massima ammissibile dello svergolamento, in % oppure mm, in rapporto alla diagonale calcolata secondo le dimensioni di fabbricazione (WS).
- (1) **Determination of slip resistance of pedestrian surfaces; it does not cover sports surfaces and road surfaces for vehicles (skid resistance).**
Determinazione della resistenza allo scivolamento delle superfici pedonabili; non si applica alle pavimentazioni sportive ed alle pavimentazioni stradali veicolari.
- (2) **Anti-slip performance is guaranteed at the time of delivery of the product.**
Le prestazioni anti-slip vengono garantite al momento della consegna del prodotto.
- (3) **However, tiles with a DCOF of 0.42 or greater are not necessarily suitable for all projects. The specifier shall determine tiles appropriate for specific project conditions, considering by way of example, but not in limitation, type of use, traffic, expected contaminants, expected maintenance, expected wear, and manufacturers' guidelines and recommendations.**
Tuttavia, le piastrelle con un DCOF di 0,42 o superiore non sono necessariamente adatte per tutti i progetti. Il specificatore deve determinare le piastrelle appropriate per le condizioni specifiche del progetto, considerando, per esempio, ma non per limitazione, il tipo di uso, il traffico, i contaminanti attesi, la manutenzione attesa, l'usura attesa e le linee guida e le raccomandazioni dei produttori.
- (4) **For further details, please refer to outdoor design general catalogue.** Per maggiori informazioni riferirsi al catalogo generale Outdoor Design.
- (5) **Only for products with 20 mm thickness. Solo per prodotti a 20mm di spessore.**

Technical feature symbols

| | | | |
|--|--|--|--|
| | | | <p>Length and width / Lunghezza e larghezza / Longeur et largeur / Länge und Breite / Longitud y anchura / Размеры сторон (*)</p> <p>Thickness / Spessore / Epaisseur / Stärke / Grosor / Толщина (**)</p> <p>Straightness of sides / Rettilineità degli spigoli / Rectitude des arêtes / Kantengeradheit / Rectilineidad de las aristas / Кривизна сторон (***)</p> <p>Rectangularity / Ortogonalità / Orthogonalite / Rechtwinkligkeit / Ortogonalidad / Косоугольность (****)</p> <p>(Measurement only on short edges when L/l ≥ 3) (Misurazione da condurre solo sui lati corti quando L/l ≥ 3) (Ne mesurez que les côtés courts lorsque L/l ≥ 3) (Messung nur an den kurzen Seiten, wenn L/l ≥ 3) (Medir solo en los lados cortos cuando L/l ≥ 3) (Измерение проводится только на короткой грани, когда L/l ≥ 3)</p> |
| | | | <p>c.c.</p> <p>e.c.</p> <p>ws.</p> |
| <p>Regularity characteristics Caratteristiche di regolarità Caractéristiques de régularité Regelmäßigkeit Características de regularidad Свойства правильности</p> | ISO 10545-2 | | |
| | | | |
| <p>Structural characteristics Caratteristiche strutturali Caractéristiques structureales Strukturelle Eigenschaften Características estructurales Конструктивные свойства</p> | ISO 10545-3 | | <p>Water absorption (in % by mass) / Massa d'acqua assorbita (come % della massa) Masse d'eau absorbée (en % de la masse) / Aufgenommene Wassermasse (in % der Masse) / Peso de agua absorbida (como % de la masa) / Водопоглощение (% от массы)</p> |
| | ASTM C 373-18 | | |
| <p>Bulk mechanical characteristics Caratt. meccaniche massive Caractéristiques mécaniques massives Mechanische Eigenschaften des Scherben Características mecánicas Механические свойства массы</p> | ISO 10545-4 | | <p>Breaking strength / Sforzo di rottura Force de rupture / Bruchlast / Esfuerzo de ruptura / Усилие на излом</p> <p>Modulus of rupture / Resistenza alla flessione Résistance à la flexion / Biegefestigkeit / Resistencia a la flexión / Устойчивость к изгибу</p> |
| | EN 1339 Annex F | | <p>Bending strength and breaking load / Resistenza a flessione e al carico di rottura Résistance à la flexion et à la charge de rupture / Biege- und Bruchfestigkeit Extraordinaria resistencia a la flexión y a la carga de rotura / Предел прочности при изгибе и разрушающая нагрузка</p> |
| | ISO 10545-5 | | <p>Impact resistance, as coefficient of restitution / Resistenza all'impatto, espresso come coefficiente di restituzione Résistance au choc, par mesurage du coefficient de restitution / Schlagzähigkeit, ausgedrückt als Restitutionskoeffizient Resistencia al impacto, expresada como coeficiente de restitución / Ударпрочность, выраженная коэффициентом восстановления</p> |
| <p>Surface mechanical characteristics Caratt. meccaniche superficiali Caractéristiques mécaniques superficielles Mechanische Eigenschaften der Oberfläche Características mecánicas superficiales Поверхностные механические свойства</p> | ISO 10545-6 | | <p>Resistance to deep abrasion of unglazed tiles (removed volume) Resistenza all'abrasione profonda delle piastrelle non smaltate (volume materiale asportato) Résistance à l'abrasion profonde des carreaux non émaillés (volume du matériau retiré) Widerstand gegen Tiefenverschleiß von unglasierten Fliesen (Materialabtrag bzw. Volumenverlust) Resistencia a la abrasión profunda de las baldosas no esmaltadas (volumen material extraído) Стойкость к глубокому истиранию неглазурованных плиток (объем удаленного материала)</p> |
| | ISO 10545-8 | | <p>Coefficient of thermal linear expansion / Coefficiente di dilatazione termica lineare Coefficient de dilatation thermique linéique / Lineare thermische Dehnung Coeficiente de dilatación térmica lineal / Коэффициент линейного расширения</p> |
| <p>Thermal and hygrometric characteristics Caratt. termo-igrometriche C. thermiques et hygrométriques Thermo-hygrométrische Eigenschaften Características termohigrométricas Тепловые и гигрометрические свойства</p> | ISO 10545-9 | | <p>Thermal shock resistance / Resistenza agli sbalzi termici Résistance aux écarts de température / Temperaturwechselbeständigkeit Resistencia a los cambios de temperatura / Устойчивость к перепаду температур</p> |
| | ISO 10545-10 | | <p>Moisture expansion (in mm/m) / Dilatazione all'umidità (in mm/m) Dilatation à l'humidité (en mm/m) / Feuchtigkeitsausdehnung (in mm/m) Dilatación por la humedad (en mm/m) / Расширение под воздействием влаги (в мм/м)</p> |
| | ISO 10545-12 | | <p>Frost resistance / Resistenza al gelo Résistance aux gel / Frostbeständigkeit / Resistencia a las heladas / Морозоустойчивость</p> |
| <p>Physical properties Proprietà fisiche Propriétés physiques Physikalische Eigenschaften Propiedades físicas Физические характеристики</p> | EN 12004-2 | | <p>Bond strength/adhesion for improved cementitious adhesives / Adesione a trazione con adesivi cementizi migliorati Adhérence par traction avec des ciments-colle améliorés / Scherfestigkeit mit verbesserten zementhaltigen Klebern Adherencia a tracción con adhesivos cementosos mejorados Прочность на растяжение при приклеивании улучшенными цементными клеями</p> |
| | - | | <p>Reaction to fire / Reazione al fuoco Réaction au feu / Brandverhalten / Reacción al fuego / Огнестойкость</p> |
| <p>Chemical characteristics Caratteristiche chimiche Caractéristiques chimiques Chemische Eigenschaften Características químicas Химические свойства</p> | ISO 10545-13 | | <p>Resistance to household chemicals and swimming pool salts Resistenza ai prodotti chimici di uso domestico ed agli additivi per piscina Résistance aux produits chimiques à usage domestique et aux adjuvants pour piscine Beständigkeit gegen Haushaltschemikalien und Badewasserzusätze Resistencia a los productos químicos de uso doméstico / Стойкость к химикатам, используемым в быту и для бассейнов</p> <p>Resistance to low concentrations of acids and alkalis / Resistenza a basse concentrazioni di ACIDI e ALCALI Résistance aux acides et aux alcalis à basse concentration / Beständigkeit gegen niedrigkonzentrierte Säuren und Laugen Resistencia a los ácidos y bases de baja concentración / Сопротивление кислотам и щелочам низкой концентрации</p> <p>Resistance to high concentrations of acids and alkalis / Resistenza ad alte concentrazioni di ACIDI e ALCALI Résistance aux acides et aux alcalis à haute concentration / Beständigkeit gegen hochkonzentrierte Säuren und Laugen Resistencia a los ácidos y bases de alta concentración / Сопротивление кислотам и щелочам высокой концентрации</p> |
| | ISO 10545-14 | | <p>Resistance to staining, for unglazed tiles / Resistenza alle macchie per piastrelle non smaltate Résistance aux taches pour carreaux non émaillés / Widerstand gegen Fleckenbildung für unglasierte Fliesen / Resistencia a las manchas para azulejos no esmaltados / Устойчивость к загрязнению, для неглазурованных плиток</p> |
| <p>Safety characteristics Caratteristiche di sicurezza Caractéristiques de sécurité Sicherheitsmerkmale Características de seguridad Характеристики безопасности</p> | DIN EN 16165 ANNEX B (EX DIN 51130) | | <p>Shod Ramp Test / Metodo della rampa "calzato" / Test de la rampe « chaussé » / Rampenmethode mit Schuhen Método de la rampa "calzado" / Метод наклонной плоскости (в обуви)</p> |
| | DIN EN 16165 ANNEX A (EX DIN 51097) | | <p>Barefoot Ramp Test / Metodo della rampa a piedi nudi / Test de la rampe à pieds nus / Rampenmethode barfuß Método de la rampa a pies descalzos / Метод наклонной плоскости (босыми ногами)</p> |
| | BS EN 16165 ANNEX C (EX BS 7976) | | <p>Pendulum Friction Test / Metodo del Pendolo Méthode du Pendule / Pendelmethode / Método del péndulo / Метод маятника</p> |
| | AS 4586 | | |
| | UNE EN 16165 ANNEX C (EX UNE 41901 EX2017) | | |
| B.C.R.A. Rep. CEC/81 | | | <p>Coefficient of friction (COF) / Coefficiente di attrito Coefficient de frottement / Reibungskoeffizient / Coeficiente de roce / Коэффициент трения</p> |
| ANSI A 326,3 | | | <p>Dynamic coefficient of friction (DCOF) / Coefficiente di attrito dinamico Coefficient de frottement dynamique / Dynamischer Reibungskoeffizient / Coeficiente de roce dinámico Динамический коэффициент трения</p> |

Technical features - Caratteristiche tecniche - Caractéristiques techniques - Technische Daten - Características técnicas - Технические характеристики



Porcelain tiles technical features

| | | Requirements for nominal size N Requisiti per dimensione nominale N | | | AXI | BOOST | | | | | |
|--|--|--|---|--|--|--|--|--|--|--|---|
| | | 7 cm ≤ N < 15 cm (mm) | N ≥ 15 cm (%) (mm) | | | Matte ± 9 mm | Matte ± 6 mm | Matte Senstech ± 9 mm | Matte Senstech ± 6 mm | Grip Senstech ± 9 mm | Outdoor Senstech ± 20 mm |
| Regularity characteristics | Length and width Lunghezza e larghezza | ISO 10545-2 | ± 0.9 (*) Non-rect. ± 0.4 (*) Rect. | ± 0.6 (*) Non-rect. ± 0.3 (*) Rect. | ± 2.0 (*) Non-rect. ± 1.0 (*) Rect. | Suitable for Conforme | Suitable for Conforme | Suitable for Conforme | Suitable for Conforme | Suitable for Conforme | Suitable for Conforme |
| | Thickness Spessore | | ± 0.5 (**) | ± 5 (**) | ± 0.5 (**) | Suitable for Conforme | Suitable for Conforme | Suitable for Conforme | Suitable for Conforme | Suitable for Conforme | Suitable for Conforme |
| | Straightness of sides Rettilineità degli spigoli | | ± 0.8 (***) Non-rect. ± 0.4 (***) Rect. | ± 0.5 (***) Non-rect. ± 0.3 (***) Rect. | ± 1.5 (***) Non-rect. ± 0.8 (***) Rect. | Suitable for Conforme | Suitable for Conforme | Suitable for Conforme | Suitable for Conforme | Suitable for Conforme | Suitable for Conforme |
| Structural characteristics | Rectangularity (Measurement only on short edges when L/1 ≥ 3) Ortogonalità (Misurazione da condurre solo sui lati corti quando L/1 ≥ 3) | ISO 10545-2 | ± 0.8 (***) Non-rect. ± 0.4 (***) Rect. | ± 0.5 (***) Non-rect. ± 0.3 (***) Rect. | ± 2.0 (***) Non-rect. ± 1.5 (***) Rect. | Suitable for Conforme | Suitable for Conforme | Suitable for Conforme | Suitable for Conforme | Suitable for Conforme | Suitable for Conforme |
| | Surface flatness Planarità | | c.c. ± 0.8 Non-rect. c.c. ± 0.6 Rect. | c.c. ± 0.5 Non-rect. c.c. ± 0.4 Rect. | c.c. ± 2.0 Non-rect. c.c. ± 1.8 Rect. | Suitable for Conforme | Suitable for Conforme | Suitable for Conforme | Suitable for Conforme | Suitable for Conforme | Suitable for Conforme |
| | Water absorption (in % by mass) Massa d'acqua assorbita (come % della massa) | ISO 10545-3 ASTM C373-18 | E _s ≤ 0.5% Individual max 0.6% E _s ≤ 0.5% Valore max singolo 0.6% | | | ≤ 0.1% | ≤ 0.1% | ≤ 0.1% | ≤ 0.1% | ≤ 0.1% | ≤ 0.1% |
| Bulk mechanical characteristics | Requirement ANSI A137.1 Water Absorption Max ≤ 0.5% | | Requirement ANSI A137.1 Water Absorption Max ≤ 0.5% | | | ≤ 0.5% | ≤ 0.5% | ≤ 0.5% | ≤ 0.5% | ≤ 0.5% | ≤ 0.5% |
| | Breaking strength Sforzo di rottura | ISO 10545-4 | S ≥ 700N (for thickness < 7.5 mm - per spessore < 7.5 mm) S ≥ 1300N (for thickness ≥ 7.5 mm - per spessore ≥ 7.5 mm) | | | S ≥ 1500 N | S ≥ 1000 N | S ≥ 1500 N | S ≥ 1000 N | S ≥ 1500 N | S ≥ 10000 N |
| | Modulus of rupture Resistenza alla flessione | | R ≥ 35 N/mm ² | | | R ≥ 40 N/mm ² | R ≥ 40 N/mm ² | R ≥ 40 N/mm ² | R ≥ 40 N/mm ² | R ≥ 40 N/mm ² | R ≥ 45 N/mm ² |
| Surface mechanical characteristics | Bending strength and breaking load Resistenza a flessione e al carico di rottura (4)(5) | EN 1339 Annex F | - | | | - | - | - | - | - | ≥ T11 120x120 80x80 60x60 ≥ U11 80x80 ≥ U4 60x120 |
| | Impact resistance, as coefficient of restitution Resistenza all'impatto, espresso come coefficiente di restituzione | ISO 10545-5 | Declared value Valore dichiarato | | | ≥ 0.55 | ≥ 0.55 | ≥ 0.55 | ≥ 0.55 | ≥ 0.55 | ≥ 0.55 |
| Thermal and hygrometric characteristics | Resistance to deep abrasion of unglazed tiles (removed volume) Resistenza all'abrasione profonda delle piastrelle non smaltate (volume materiale asportato) | ISO 10545-6 | ≤ 175 mm ³ | | | ≤ 150 mm ³ | ≤ 150 mm ³ | ≤ 150 mm ³ | ≤ 150 mm ³ | ≤ 150 mm ³ | ≤ 150 mm ³ |
| | Coefficient of thermal linear expansion Coefficiente di dilatazione termica lineare | ISO 10545-8 | Declared value Valore dichiarato | | | ≤ 7 MK ⁻¹ | ≤ 7 MK ⁻¹ | ≤ 7 MK ⁻¹ | ≤ 7 MK ⁻¹ | ≤ 7 MK ⁻¹ | ≤ 7 MK ⁻¹ |
| Physical properties | Thermal shock resistance Resistenza agli sbalzi termici | ISO 10545-9 | Pass according to EN ISO 10545-1 Test superato in accordo con ISO 10545-1 | | | Resistant Resiste | Resistant Resiste | Resistant Resiste | Resistant Resiste | Resistant Resiste | Resistant Resiste |
| | Moisture expansion (mm/m) Dilatazione all'umidità (mm/m) | ISO 10545-10 | Declared value Valore dichiarato | | | ≤ 0.01% (0,1mm/m) | ≤ 0.01% (0,1mm/m) | ≤ 0.01% (0,1mm/m) | ≤ 0.01% (0,1mm/m) | ≤ 0.01% (0,1mm/m) | ≤ 0.01% (0,1mm/m) |
| Chemical characteristics | Frost resistance Resistenza al gelo | ISO 10545-12 | Pass according to EN ISO 10545-1 Test superato in accordo con ISO 10545-1 | | | Resistant Resiste | Resistant Resiste | Resistant Resiste | Resistant Resiste | Resistant Resiste | Resistant Resiste |
| | Bond strength/adhesion for improved cementitious adhesives Adesione a trazione con adesivi cementizi migliorati | EN 12004-2 | Declared value Valore dichiarato | | | ≥ 10 N/mm ² (Class C2 - EN 12004) | ≥ 10 N/mm ² (Class C2 - EN 12004) | ≥ 10 N/mm ² (Class C2 - EN 12004) | ≥ 10 N/mm ² (Class C2 - EN 12004) | ≥ 10 N/mm ² (Class C2 - EN 12004) | ≥ 10 N/mm ² (Class C2 - EN 12004) |
| | Reaction to fire Reazione al fuoco | - | Class A1 or A1 _{fl} Classe A1 oppure A1 _{fl} | | | A1 - A1 _{fl} | A1 - A1 _{fl} | A1 - A1 _{fl} | A1 - A1 _{fl} | A1 - A1 _{fl} | A1 - A1 _{fl} |
| Safety characteristics (1)(2) | Resistance to household chemicals and swimming pool salts Resistenza ai prodotti chimici di uso domestico ed agli additivi per piscina | ISO 10545-13 | Minimum Class B Classe minima B | | | A | A | A | A | A | A |
| | Resistance to low concentrations of acids and alkalis Resistenza a basse concentrazioni di acidi e alcali | | Declared Class Classe dichiarata | | | LA | LA | LA | LA | LA | LA |
| | Resistance to high concentrations of acids and alkalis Resistenza ad alte concentrazioni di acidi e alcali | | Declared Class Classe dichiarata | | | HA | HA | HA | HA | HA | HA |
| Safety characteristics (1)(2) | Resistance to staining, for unglazed tiles Resistenza alle macchie per piastrelle non smaltate | ISO 10545-14 | Declared Class Classe dichiarata | | | 5 | 5 | 5 | 5 | 5 | 5 |
| | Shod Ramp Test Metodo della rampa "calzato" | DIN EN 16165 ANNEX B (EX DIN 51130) | Declared value Valore dichiarato | | | R10 | R9 | R10 | R10 | R11 | R11 |
| | Barefoot Ramp Test Metodo della rampa a piedi nudi | DIN EN 16165 ANNEX A (EX DIN 51097) | Declared value Valore dichiarato | | | B | A | B | B | C | C |
| | Pendulum Friction Test Metodo del Pendolo | BS EN 16165 ANNEX C (EX BS 7976) AS 4586 UNE EN 16165 ANNEX C (EX UNE 41901 EX.2017) | PTV ≥ 36 classifies the surface as 'low slip risk' Declared Classification of the new pedestrian surface materials according to the Pendulum Test Declared value Valore dichiarato | | | ≥ 36 Dry ≥ 36 Wet (●) | ≥ 36 Dry ≥ 36 Wet (●) | ≥ 36 Dry ≥ 36 Wet (●) | ≥ 36 Dry ≥ 36 Wet (●) | ≥ 36 Dry ≥ 36 Wet (●) | ≥ 36 Dry ≥ 36 Wet (●) |
| | Coefficient of friction (COF) Coefficiente di attrito | B.C.R.A. Rep. CEC/81 | D. M. 236/89 del 14/06/89 μ > 0,40 per elemento scivolante cuoio su pavimentazione asciutta μ > 0,40 per elemento scivolante gomma dura su pavimentazione bagnata | | | > 0,40 Asciutto > 0,40 Bagnato | > 0,40 Asciutto > 0,40 Bagnato | > 0,40 Asciutto > 0,40 Bagnato | > 0,40 Asciutto > 0,40 Bagnato | > 0,40 Asciutto > 0,40 Bagnato | > 0,40 Asciutto > 0,40 Bagnato |
| Dynamic coefficient of friction (DCOF) Coefficiente di attrito dinamico | ANSI A 326.3 | - | | | wet DCOF ≥ 0,50 | wet DCOF ≥ 0,42 | wet DCOF ≥ 0,50 | wet DCOF ≥ 0,50 | wet DCOF ≥ 0,55 | wet DCOF ≥ 0,55 | |

Technical feature - Caratteristiche tecniche - Caractéristiques techniques - Technische Daten - Características técnicas - Технические характеристики

| BOOST BALANCE | | | | | | BOOST COLOR | BOOST EXPRESSION | | | | | BOOST ICOR | | | |
|--|--|--|--|--|--|--|--|--|--|--|--|--|--|--|--|
| Matte ± 6 mm | Matte Senstech ± 6 mm | Matte Senstech ± 9 mm | Velvet Velvetch ± 9 mm | Grip Senstech ± 9 mm | Outdoor Senstech ± 20 mm | | Matte ± 6 mm | Matte ± 6 mm | Matte Senstech ± 9 mm | Grip Senstech ± 9 mm | Outdoor Senstech ± 20 mm | Matte ± 6 mm | Matte Senstech ± 9 mm | Grip Senstech ± 9 mm | Outdoor Senstech ± 20 mm |
| Suitable for Conforme | Suitable for Conforme | Suitable for Conforme | Suitable for Conforme | Suitable for Conforme | Suitable for Conforme | Suitable for Conforme | Suitable for Conforme | Suitable for Conforme | Suitable for Conforme | Suitable for Conforme | Suitable for Conforme | Suitable for Conforme | Suitable for Conforme | Suitable for Conforme | Suitable for Conforme |
| Suitable for Conforme | Suitable for Conforme | Suitable for Conforme | Suitable for Conforme | Suitable for Conforme | Suitable for Conforme | Suitable for Conforme | Suitable for Conforme | Suitable for Conforme | Suitable for Conforme | Suitable for Conforme | Suitable for Conforme | Suitable for Conforme | Suitable for Conforme | Suitable for Conforme | Suitable for Conforme |
| Suitable for Conforme | Suitable for Conforme | Suitable for Conforme | Suitable for Conforme | Suitable for Conforme | Suitable for Conforme | Suitable for Conforme | Suitable for Conforme | Suitable for Conforme | Suitable for Conforme | Suitable for Conforme | Suitable for Conforme | Suitable for Conforme | Suitable for Conforme | Suitable for Conforme | Suitable for Conforme |
| Suitable for Conforme | Suitable for Conforme | Suitable for Conforme | Suitable for Conforme | Suitable for Conforme | Suitable for Conforme | Suitable for Conforme | Suitable for Conforme | Suitable for Conforme | Suitable for Conforme | Suitable for Conforme | Suitable for Conforme | Suitable for Conforme | Suitable for Conforme | Suitable for Conforme | Suitable for Conforme |
| ≤ 0.1% | ≤ 0.1% | ≤ 0.1% | ≤ 0.1% | ≤ 0.1% | ≤ 0.1% | ≤ 0.1% | ≤ 0.1% | ≤ 0.1% | ≤ 0.1% | ≤ 0.1% | ≤ 0.1% | ≤ 0.1% | ≤ 0.1% | ≤ 0.1% | ≤ 0.1% |
| ≤ 0.5% | ≤ 0.5% | ≤ 0.5% | ≤ 0.5% | ≤ 0.5% | ≤ 0.5% | ≤ 0.5% | ≤ 0.5% | ≤ 0.5% | ≤ 0.5% | ≤ 0.5% | ≤ 0.5% | ≤ 0.5% | ≤ 0.5% | ≤ 0.5% | ≤ 0.5% |
| S ≥ 1000 N | S ≥ 1000 N | S ≥ 1500 N | S ≥ 1500 N | S ≥ 1500 N | S ≥ 10000 N | S ≥ 1000 N | S ≥ 1000 N | S ≥ 1500 N | S ≥ 1500 N | S ≥ 10000 N | S ≥ 1000 N | S ≥ 1500 N | S ≥ 1500 N | S ≥ 10000 N | S ≥ 10000 N |
| R ≥ 40 N/mm ² | R ≥ 40 N/mm ² | R ≥ 40 N/mm ² | R ≥ 40 N/mm ² | R ≥ 40 N/mm ² | R ≥ 45 N/mm ² | R ≥ 40 N/mm ² | R ≥ 40 N/mm ² | R ≥ 40 N/mm ² | R ≥ 40 N/mm ² | R ≥ 45 N/mm ² | R ≥ 40 N/mm ² | R ≥ 40 N/mm ² | R ≥ 40 N/mm ² | R ≥ 45 N/mm ² | R ≥ 45 N/mm ² |
| - | - | - | - | - | ≥ T11 120x120 60x60 ≥ U4 60x120 | - | - | - | - | ≥ T11 120x120 80x80 60x60 ≥ U4 60x120 | - | - | - | ≥ T11 120x120 80x80 60x60 ≥ U4 60x120 ≥ U7 30x60 | ≥ U7 30x60 |
| ≥ 0.55 | ≥ 0.55 | ≥ 0.55 | ≥ 0.55 | ≥ 0.55 | ≥ 0.55 | ≥ 0.55 | ≥ 0.55 | ≥ 0.55 | ≥ 0.55 | ≥ 0.55 | ≥ 0.55 | ≥ 0.55 | ≥ 0.55 | ≥ 0.55 | ≥ 0.55 |
| ≤ 150 mm ³ | ≤ 150 mm ³ | ≤ 150 mm ³ | ≤ 150 mm ³ | ≤ 150 mm ³ | ≤ 150 mm ³ | ≤ 150 mm ³ | ≤ 150 mm ³ | ≤ 150 mm ³ | ≤ 150 mm ³ | ≤ 150 mm ³ | ≤ 150 mm ³ | ≤ 150 mm ³ | ≤ 150 mm ³ | ≤ 150 mm ³ | ≤ 150 mm ³ |
| ≤ 7 MK ⁻¹ | ≤ 7 MK ⁻¹ | ≤ 7 MK ⁻¹ | ≤ 7 MK ⁻¹ | ≤ 7 MK ⁻¹ | ≤ 7 MK ⁻¹ | ≤ 7 MK ⁻¹ | ≤ 7 MK ⁻¹ | ≤ 7 MK ⁻¹ | ≤ 7 MK ⁻¹ | ≤ 7 MK ⁻¹ | ≤ 7 MK ⁻¹ | ≤ 7 MK ⁻¹ | ≤ 7 MK ⁻¹ | ≤ 7 MK ⁻¹ | ≤ 7 MK ⁻¹ |
| Resistant Resiste | Resistant Resiste | Resistant Resiste | Resistant Resiste | Resistant Resiste | Resistant Resiste | Resistant Resiste | Resistant Resiste | Resistant Resiste | Resistant Resiste | Resistant Resiste | Resistant Resiste | Resistant Resiste | Resistant Resiste | Resistant Resiste | Resistant Resiste |
| ≤ 0.01% (0,1mm/m) | ≤ 0.01% (0,1mm/m) | ≤ 0.01% (0,1mm/m) | ≤ 0.01% (0,1mm/m) | ≤ 0.01% (0,1mm/m) | ≤ 0.01% (0,1mm/m) | ≤ 0.01% (0,1mm/m) | ≤ 0.01% (0,1mm/m) | ≤ 0.01% (0,1mm/m) | ≤ 0.01% (0,1mm/m) | ≤ 0.01% (0,1mm/m) | ≤ 0.01% (0,1mm/m) | ≤ 0.01% (0,1mm/m) | ≤ 0.01% (0,1mm/m) | ≤ 0.01% (0,1mm/m) | ≤ 0.01% (0,1mm/m) |
| Resistant Resiste | Resistant Resiste | Resistant Resiste | Resistant Resiste | Resistant Resiste | Resistant Resiste | Resistant Resiste | Resistant Resiste | Resistant Resiste | Resistant Resiste | Resistant Resiste | Resistant Resiste | Resistant Resiste | Resistant Resiste | Resistant Resiste | Resistant Resiste |
| ≥ 10 N/mm ² (Class C2 - EN 12004) | ≥ 10 N/mm ² (Class C2 - EN 12004) | ≥ 10 N/mm ² (Class C2 - EN 12004) | ≥ 10 N/mm ² (Class C2 - EN 12004) | ≥ 10 N/mm ² (Class C2 - EN 12004) | ≥ 10 N/mm ² (Class C2 - EN 12004) | ≥ 10 N/mm ² (Class C2 - EN 12004) | ≥ 10 N/mm ² (Class C2 - EN 12004) | ≥ 10 N/mm ² (Class C2 - EN 12004) | ≥ 10 N/mm ² (Class C2 - EN 12004) | ≥ 10 N/mm ² (Class C2 - EN 12004) | ≥ 10 N/mm ² (Class C2 - EN 12004) | ≥ 10 N/mm ² (Class C2 - EN 12004) | ≥ 10 N/mm ² (Class C2 - EN 12004) | ≥ 10 N/mm ² (Class C2 - EN 12004) | ≥ 10 N/mm ² (Class C2 - EN 12004) |
| A1 - A1 _{fl} | A1 - A1 _{fl} | A1 - A1 _{fl} | A1 - A1 _{fl} | A1 - A1 _{fl} | A1 - A1 _{fl} | A1 - A1 _{fl} | A1 - A1 _{fl} | A1 - A1 _{fl} | A1 - A1 _{fl} | A1 - A1 _{fl} | A1 - A1 _{fl} | A1 - A1 _{fl} | A1 - A1 _{fl} | A1 - A1 _{fl} | A1 - A1 _{fl} |
| A | A | A | A | A | A | A | A | A | A | A | A | A | A | A | A |
| LA | LA | LA | LA | LA | LA | LA | LA | LA | LA | LA | LA | LA | LA | LA | LA |
| HA | HA | HA | HA | HA | HA | HA | HA | HA | HA | HA | HA | HA | HA | HA | HA |
| 5 | 5 | 5 | ≥ 3 | 5 | 5 | 5 | 5 | 5 | 5 | 5 | 5 | 5 | 5 | 5 | 5 |
| R9 | R10 | R10 | N.C. | R11 | R11 | R9 | R9 | R10 | R11 | R11 | R9 | R10 | R11 | R11 | R11 |
| A | B | B | 0 | C | C | A | A | B | C | C | A | B | C | C | C |
| (●) | ≥ 36 Dry ≥ 36 Wet | ≥ 36 Dry ≥ 36 Wet | ≥ 36 Dry ≥ 24 Wet | ≥ 36 Dry ≥ 36 Wet | ≥ 36 Dry ≥ 36 Wet | (●) | (●) | ≥ 36 Dry ≥ 36 Wet | ≥ 36 Dry ≥ 36 Wet | ≥ 36 Dry ≥ 36 Wet | (●) | ≥ 36 Dry ≥ 36 Wet | ≥ 36 Dry ≥ 36 Wet | ≥ 36 Dry ≥ 36 Wet | ≥ 36 Dry ≥ 36 Wet |
| (●●) | Class P3 | Class P3 | - | Class P4 | Class P4 | (●●) | (●●) | Class P3 | Class P4 | Class P4 | (●●) | Class P3 | Class P4 | Class P4 | Class P4 |
| (●●●) | Class C2 | Class C2 | - | Class C3 | Class C3 | (●●●) | (●●●) | Class C2 | Class C3 | Class C3 | (●●●) | Class C2 | Class C3 | Class C3 | Class C3 |
| > 0,40 Asciutto > 0,40 Bagnato | > 0,40 Asciutto > 0,40 Bagnato | > 0,40 Asciutto > 0,40 Bagnato | > 0,40 Asciutto > 0,40 Bagnato | > 0,40 Asciutto > 0,40 Bagnato | > 0,40 Asciutto > 0,40 Bagnato | > 0,40 Asciutto > 0,40 Bagnato | > 0,40 Asciutto > 0,40 Bagnato | > 0,40 Asciutto > 0,40 Bagnato | > 0,40 Asciutto > 0,40 Bagnato | > 0,40 Asciutto > 0,40 Bagnato | > 0,40 Asciutto > 0,40 Bagnato | > 0,40 Asciutto > 0,40 Bagnato | > 0,40 Asciutto > 0,40 Bagnato | > 0,40 Asciutto > 0,40 Bagnato | > 0,40 Asciutto > 0,40 Bagnato |
| wet DCOF ≥ 0,42 | wet DCOF ≥ 0,50 | wet DCOF ≥ 0,50 | wet DCOF ≥ 0,42 | wet DCOF ≥ 0,55 | wet DCOF ≥ 0,55 | wet DCOF ≥ 0,42 | wet DCOF ≥ 0,42 | wet DCOF ≥ 0,42 | wet DCOF ≥ 0,55 | wet DCOF ≥ 0,55 | wet DCOF ≥ 0,42 | wet DCOF ≥ 0,50 | wet DCOF ≥ 0,55 | wet DCOF ≥ 0,55 | wet DCOF ≥ 0,55 |

(●) PTV ≥ 36 Wet on demand - su richiesta (●●) P3 on demand - su richiesta (●●●) C2 on demand - su richiesta



PRODUCT
FINDER



SURFACE
RANGE



COMPANY



COLLECTIONS



LARGE SIZES



SLABS FOR
COUNTERTOPS
& FURNITURE



BATHROOM
FURNITURE
&

Porcelain tiles technical features

| | | Requirements for nominal size N Requisiti per dimensione nominale N | | | BOOST MINERAL | | | | | |
|---|--|---|---|--|---|---|--|---|--|---|
| | | 7 cm ≤ N < 15 cm (mm) | N ≥ 15 cm (%) | N ≥ 15 cm (mm) | Matte ± 6 mm | Matte Sensitech ± 9 mm | Matte Sensitech ± 9 mm | Grip Sensitech ± 9 mm | Outdoor Sensitech ± 20 mm | |
| Regularity characteristics | Length and width Lunghezza e larghezza | ± 0.9 (*) Non-rect. ± 0.4 (*) Rect. | ± 0.6 (*) Non-rect. ± 0.3 (*) Rect. | ± 2.0 (*) Non-rect. ± 1.0 (*) Rect. | Suitable for Conforme | Suitable for Conforme | Suitable for Conforme | Suitable for Conforme | Suitable for Conforme | |
| | Thickness Spessore | ± 0.5 (**) | ± 5 (**) | ± 0.5 (**) | Suitable for Conforme | Suitable for Conforme | Suitable for Conforme | Suitable for Conforme | Suitable for Conforme | |
| | Straightness of sides Rettilineità degli spigoli | ± 0.8 (***) Non-rect. ± 0.4 (***) Rect. | ± 0.5 (***) Non-rect. ± 0.3 (***) Rect. | ± 1.5 (***) Non-rect. ± 0.8 (***) Rect. | Suitable for Conforme | Suitable for Conforme | Suitable for Conforme | Suitable for Conforme | Suitable for Conforme | |
| Structural characteristics | Rectangularity (Measurement only on short edges when L/l ≥ 3) Ortogonalità (Misurazione da condurre solo sui lati corti quando L/l ≥ 3) | ± 0.8 (****) Non-rect. ± 0.4 (****) Rect. | ± 0.5 (****) Non-rect. ± 0.3 (****) Rect. | ± 2.0 (****) Non-rect. ± 1.5 (****) Rect. | Suitable for Conforme | Suitable for Conforme | Suitable for Conforme | Suitable for Conforme | Suitable for Conforme | |
| | Surface flatness Planarità | c.c. ± 0.8 Non-rect. c.c. ± 0.6 Rect. | c.c. ± 0.5 Non-rect. c.c. ± 0.4 Rect. | c.c. ± 2.0 Non-rect. c.c. ± 1.8 Rect. | Suitable for Conforme | Suitable for Conforme | Not applicable to "strong" structures Non applicabile a strutturati forti | | | |
| | Water absorption (in % by mass) Massa d'acqua assorbita (come % della massa) | E _s ≤ 0.5% individual max 0.6% E _s ≤ 0.5% Valore max singolo 0.6% | | | ≤ 0.1 % | ≤ 0.1 % | ≤ 0.1 % | ≤ 0.1 % | ≤ 0.1 % | |
| Bulk mechanical characteristics | Breaking strength Sforzo di rottura | S ≥ 700N (for thickness < 7.5 mm - per spessore < 7.5 mm) S ≥ 1300N (for thickness ≥ 7.5 mm - per spessore ≥ 7.5 mm) | | | S ≥ 1000 N | S ≥ 1000 N | S ≥ 1500 N | S ≥ 1500 N | S ≥ 10000 N | |
| | Modulus of rupture Resistenza alla flessione | R ≥ 35 N/mm ² | | | R ≥ 40 N/mm ² | R ≥ 40 N/mm ² | R ≥ 40 N/mm ² | R ≥ 40 N/mm ² | R ≥ 45 N/mm ² | |
| Surface mechanical characteristics | Bending strength and breaking load Resistenza a flessione e al carico di rottura (4)(5) | - | | | - | - | - | - | ≥ T11 120x120 60x60 ≥ U4 60x120 60x90 | |
| | Impact resistance, as coefficient of restitution Resistenza all'impatto, espresso come coefficiente di restituzione | Declared value Valore dichiarato | | | ≥ 0.55 | ≥ 0.55 | ≥ 0.55 | ≥ 0.55 | ≥ 0.55 | |
| Thermal and hygrometric characteristics | Resistance to deep abrasion of unglazed tiles (removed volume) Resistenza all'abrasione profonda delle piastrelle non smaltate (volume materiale asportato) | ≤ 175 mm ³ | | | ≤ 150 mm ³ | ≤ 150 mm ³ | ≤ 150 mm ³ | ≤ 150 mm ³ | ≤ 150 mm ³ | |
| | Coefficient of thermal linear expansion Coefficiente di dilatazione termica lineare | Declared value Valore dichiarato | | | ≤ 7 MK ⁻¹ | ≤ 7 MK ⁻¹ | ≤ 7 MK ⁻¹ | ≤ 7 MK ⁻¹ | ≤ 7 MK ⁻¹ | |
| Physical properties | Thermal shock resistance Resistenza agli sbalzi termici | Pass according to EN ISO 10545-1 Test superato in accordo con ISO 10545-1 | | | Resistant Resiste | Resistant Resiste | Resistant Resiste | Resistant Resiste | Resistant Resiste | |
| | Moisture expansion (mm/m) Dilatazione all'umidità (mm/m) | Declared value Valore dichiarato | | | ≤ 0.01% (0.1mm/m) | ≤ 0.01% (0.1mm/m) | ≤ 0.01% (0.1mm/m) | ≤ 0.01% (0.1mm/m) | ≤ 0.01% (0.1mm/m) | |
| Chemical characteristics | Frost resistance Resistenza al gelo | Pass according to EN ISO 10545-1 Test superato in accordo con ISO 10545-1 | | | Resistant Resiste | Resistant Resiste | Resistant Resiste | Resistant Resiste | Resistant Resiste | |
| | Bond strength/adhesion for improved cementitious adhesives Adesione a trazione con adesivi cementizi migliorati | Declared value Valore dichiarato | | | ≥ 10 N/mm ² (Class C2 - EN 12004) | ≥ 10 N/mm ² (Class C2 - EN 12004) | ≥ 10 N/mm ² (Class C2 - EN 12004) | ≥ 10 N/mm ² (Class C2 - EN 12004) | ≥ 10 N/mm ² (Class C2 - EN 12004) | |
| Safety characteristics (1)(2) | Reaction to fire Reazione al fuoco | Class A1 or A1 _{fl} Classe A1 oppure A1 _{fl} | | | A1 - A1 _{fl} | A1 - A1 _{fl} | A1 - A1 _{fl} | A1 - A1 _{fl} | A1 - A1 _{fl} | |
| | Resistance to household chemicals and swimming pool salts Resistenza ai prodotti chimici di uso domestico ed agli additivi per piscina | Minimum Class B Classe minima B | | | A | A | A | A | A | |
| | Resistance to low concentrations of acids and alkalis Resistenza a basse concentrazioni di acidi e alcali | Declared Class Classe dichiarata | | | LA | LA | LA | LA | LA | |
| Safety characteristics (1)(2) | Resistance to high concentrations of acids and alkalis Resistenza ad alte concentrazioni di acidi e alcali | Declared Class Classe dichiarata | | | HA | HA | HA | HA | HA | |
| | Resistance to staining, for unglazed tiles Resistenza alle macchie per piastrelle non smaltate | Declared Class Classe dichiarata | | | 5 | 5 | 5 | 5 | 5 | |
| | Shod Ramp Test Metodo della rampa "calzato" | DIN EN 16165 ANNEX B (EX DIN 51130) | Declared value Valore dichiarato | | | R9 | R10 | R10 | R11 | R11 |
| Safety characteristics (1)(2) | Barfoot Ramp Test Metodo della rampa a piedi nudi | DIN EN 16165 ANNEX A (EX DIN 51097) | Declared value Valore dichiarato | | | A | B | B | C | C |
| | Pendulum Friction Test Metodo del Pendolo | BS EN 16165 ANNEX C (EX BS 7976) | PTV ≥ 36 classifies the surface as "low slip risk" | | | (●) | ≥ 36 Dry ≥ 36 Wet | ≥ 36 Dry ≥ 36 Wet | ≥ 36 Dry ≥ 36 Wet | ≥ 36 Dry ≥ 36 Wet |
| | Coefficient of friction (COF) Coefficiente di attrito | B.C.R.A. Rep. CEC/81 | D. M. 236/89 del 14/06/89 μ > 0.40 per elemento scivolante cuoio su pavimentazione asciutta μ > 0.40 per elemento scivolante gomma dura su pavimentazione bagnata | | | > 0.40 Asciutto > 0.40 Bagnato | > 0.40 Asciutto > 0.40 Bagnato | > 0.40 Asciutto > 0.40 Bagnato | > 0.40 Asciutto > 0.40 Bagnato | > 0.40 Asciutto > 0.40 Bagnato |
| Safety characteristics (1)(2) | Dynamic coefficient of friction (DCOF) Coefficiente di attrito dinamico | ANSI A 326.3 | - | | | wet DCOF ≥ 0.42 | wet DCOF ≥ 0.50 | wet DCOF ≥ 0.50 | wet DCOF ≥ 0.55 | wet DCOF ≥ 0.55 |

Technical feature - Caratteristiche tecniche - Caractéristiques techniques - Technische Daten - Características técnicas - Технические характеристики

| BOOST MIX | | | | BOOST NATURAL | | | | BOOST NATURAL PRO | | | | BOOST PRO | | | | | |
|---|---|---|--|---|---|---|---|---|---|---|---|--|---|---|---|---|---|
| Matte ± 6 mm | Matte Sensitech ± 9 mm | Grip Sensitech ± 9 mm | Outdoor Sensitech ± 20 mm | Matte ± 6 mm (1) | Matte Sensitech ± 9 mm (1) | Grip Sensitech ± 9 mm | Outdoor Sensitech ± 20 mm | Matte ± 6 mm | Matte Sensitech ± 9 mm | Velvet Velvtech ± 9 mm | Grip Sensitech ± 9 mm | Outdoor Sensitech ± 20 mm | Matte ± 6 mm | Matte Sensitech ± 9 mm | Matte Sensitech ± 6 mm | Grip Sensitech ± 9 mm | Outdoor Sensitech ± 20 mm |
| Suitable for Conforme | Suitable for Conforme | Suitable for Conforme | Suitable for Conforme | Suitable for Conforme | Suitable for Conforme | Suitable for Conforme | Suitable for Conforme | Suitable for Conforme | Suitable for Conforme | Suitable for Conforme | Suitable for Conforme | Suitable for Conforme | Suitable for Conforme | Suitable for Conforme | Suitable for Conforme | Suitable for Conforme | Suitable for Conforme |
| Suitable for Conforme | Suitable for Conforme | Suitable for Conforme | Suitable for Conforme | Suitable for Conforme | Suitable for Conforme | Suitable for Conforme | Suitable for Conforme | Suitable for Conforme | Suitable for Conforme | Suitable for Conforme | Suitable for Conforme | Suitable for Conforme | Suitable for Conforme | Suitable for Conforme | Suitable for Conforme | Suitable for Conforme | Suitable for Conforme |
| Suitable for Conforme | Suitable for Conforme | Suitable for Conforme | Suitable for Conforme | Suitable for Conforme | Suitable for Conforme | Suitable for Conforme | Suitable for Conforme | Suitable for Conforme | Suitable for Conforme | Suitable for Conforme | Suitable for Conforme | Suitable for Conforme | Suitable for Conforme | Suitable for Conforme | Suitable for Conforme | Suitable for Conforme | Suitable for Conforme |
| Suitable for Conforme | Suitable for Conforme | Suitable for Conforme | Suitable for Conforme | Suitable for Conforme | Suitable for Conforme | Suitable for Conforme | Suitable for Conforme | Suitable for Conforme | Suitable for Conforme | Suitable for Conforme | Suitable for Conforme | Suitable for Conforme | Suitable for Conforme | Suitable for Conforme | Suitable for Conforme | Suitable for Conforme | Suitable for Conforme |
| ≤ 0.1 % | ≤ 0.1 % | ≤ 0.1 % | ≤ 0.1 % | ≤ 0.1 % | ≤ 0.1 % | ≤ 0.1 % | ≤ 0.1 % | ≤ 0.1 % | ≤ 0.1 % | ≤ 0.1 % | ≤ 0.1 % | ≤ 0.1 % | ≤ 0.1 % | ≤ 0.1 % | ≤ 0.1 % | ≤ 0.1 % | ≤ 0.1 % |
| ≤ 0.5 % | ≤ 0.5 % | ≤ 0.5 % | ≤ 0.5 % | ≤ 0.5 % | ≤ 0.5 % | ≤ 0.5 % | ≤ 0.5 % | ≤ 0.5 % | ≤ 0.5 % | ≤ 0.5 % | ≤ 0.5 % | ≤ 0.5 % | ≤ 0.5 % | ≤ 0.5 % | ≤ 0.5 % | ≤ 0.5 % | ≤ 0.5 % |
| S ≥ 1000 N | S ≥ 1500 N | S ≥ 1500 N | S ≥ 10000 N | S ≥ 1000 N | S ≥ 1500 N | S ≥ 1500 N | S ≥ 10000 N | S ≥ 1000 N | S ≥ 1500 N | S ≥ 1500 N | S ≥ 1500 N | S ≥ 10000 N | S ≥ 1000 N | S ≥ 1500 N | S ≥ 1000 N | S ≥ 1500 N | S ≥ 10000 N |
| R ≥ 40 N/mm ² | R ≥ 40 N/mm ² | R ≥ 40 N/mm ² | R ≥ 45 N/mm ² | R ≥ 40 N/mm ² | R ≥ 40 N/mm ² | R ≥ 40 N/mm ² | R ≥ 45 N/mm ² | R ≥ 40 N/mm ² | R ≥ 40 N/mm ² | R ≥ 40 N/mm ² | R ≥ 40 N/mm ² | R ≥ 45 N/mm ² | R ≥ 40 N/mm ² | R ≥ 40 N/mm ² | R ≥ 40 N/mm ² | R ≥ 40 N/mm ² | R ≥ 45 N/mm ² |
| - | - | - | ≥ T11 120x120 60x60 ≥ U4 60x120 60x90 | - | - | - | ≥ T11 120x120 60x60 | - | - | - | - | ≥ T11 120x120 60x60 ≥ U4 60x120 60x90 | - | - | - | - | ≥ T11 120x120 60x60 ≥ U11 80x80 ≥ U4 60x120 |
| ≥ 0.55 | ≥ 0.55 | ≥ 0.55 | ≥ 0.55 | ≥ 0.55 | ≥ 0.55 | ≥ 0.55 | ≥ 0.55 | ≥ 0.55 | ≥ 0.55 | ≥ 0.55 | ≥ 0.55 | ≥ 0.55 | ≥ 0.55 | ≥ 0.55 | ≥ 0.55 | ≥ 0.55 | ≥ 0.55 |
| ≤ 150 mm ³ | ≤ 150 mm ³ | ≤ 150 mm ³ | ≤ 150 mm ³ | ≤ 150 mm ³ (2) | ≤ 150 mm ³ (2) | ≤ 150 mm ³ | ≤ 150 mm ³ | ≤ 150 mm ³ | ≤ 150 mm ³ | ≤ 150 mm ³ | ≤ 150 mm ³ | ≤ 150 mm ³ | ≤ 150 mm ³ | ≤ 150 mm ³ | ≤ 150 mm ³ | ≤ 150 mm ³ | ≤ 150 mm ³ |
| ≤ 7 MK ⁻¹ | ≤ 7 MK ⁻¹ | ≤ 7 MK ⁻¹ | ≤ 7 MK ⁻¹ | ≤ 7 MK ⁻¹ | ≤ 7 MK ⁻¹ | ≤ 7 MK ⁻¹ | ≤ 7 MK ⁻¹ | ≤ 7 MK ⁻¹ | ≤ 7 MK ⁻¹ | ≤ 7 MK ⁻¹ | ≤ 7 MK ⁻¹ | ≤ 7 MK ⁻¹ | ≤ 7 MK ⁻¹ | ≤ 7 MK ⁻¹ | ≤ 7 MK ⁻¹ | ≤ 7 MK ⁻¹ | ≤ 7 MK ⁻¹ |
| Resistant Resiste | Resistant Resiste | Resistant Resiste | Resistant Resiste | Resistant Resiste | Resistant Resiste | Resistant Resiste | Resistant Resiste | Resistant Resiste | Resistant Resiste | Resistant Resiste | Resistant Resiste | Resistant Resiste | Resistant Resiste | Resistant Resiste | Resistant Resiste | Resistant Resiste | Resistant Resiste |
| ≤ 0.01% (0.1mm/m) | ≤ 0.01% (0.1mm/m) | ≤ 0.01% (0.1mm/m) | ≤ 0.01% (0.1mm/m) | ≤ 0.01% (0.1mm/m) | ≤ 0.01% (0.1mm/m) | ≤ 0.01% (0.1mm/m) | ≤ 0.01% (0.1mm/m) | ≤ 0.01% (0.1mm/m) | ≤ 0.01% (0.1mm/m) | ≤ 0.01% (0.1mm/m) | ≤ 0.01% (0.1mm/m) | ≤ 0.01% (0.1mm/m) | ≤ 0.01% (0.1mm/m) | ≤ 0.01% (0.1mm/m) | ≤ 0.01% (0.1mm/m) | ≤ 0.01% (0.1mm/m) | ≤ 0.01% (0.1mm/m) |
| Resistant Resiste | Resistant Resiste | Resistant Resiste | Resistant Resiste | Resistant Resiste | Resistant Resiste | Resistant Resiste | Resistant Resiste | Resistant Resiste | Resistant Resiste | Resistant Resiste | Resistant Resiste | Resistant Resiste | Resistant Resiste | Resistant Resiste | Resistant Resiste | Resistant Resiste | Resistant Resiste |
| ≥ 10 N/mm ² (Class C2 - EN 12004) | ≥ 10 N/mm ² (Class C2 - EN 12004) | ≥ 10 N/mm ² (Class C2 - EN 12004) | ≥ 10 N/mm ² (Class C2 - EN 12004) | ≥ 10 N/mm ² (Class C2 - EN 12004) | ≥ 10 N/mm ² (Class C2 - EN 12004) | ≥ 10 N/mm ² (Class C2 - EN 12004) | ≥ 10 N/mm ² (Class C2 - EN 12004) | ≥ 10 N/mm ² (Class C2 - EN 12004) | ≥ 10 N/mm ² (Class C2 - EN 12004) | ≥ 10 N/mm ² (Class C2 - EN 12004) | ≥ 10 N/mm ² (Class C2 - EN 12004) | ≥ 10 N/mm ² (Class C2 - EN 12004) | ≥ 10 N/mm ² (Class C2 - EN 12004) | ≥ 10 N/mm ² (Class C2 - EN 12004) | ≥ 10 N/mm ² (Class C2 - EN 12004) | ≥ 10 N/mm ² (Class C2 - EN 12004) | ≥ 10 N/mm ² (Class C2 - EN 12004) |
| A1 - A1 _{fl} | A1 - A1 _{fl} | A1 - A1 _{fl} | A1 - A1 _{fl} | A1 - A1 _{fl} | A1 - A1 _{fl} | A1 - A1 _{fl} | A1 - A1 _{fl} | A1 - A1 _{fl} | A1 - A1 _{fl} | A1 - A1 _{fl} | A1 - A1 _{fl} | A1 - A1 _{fl} | A1 - A1 _{fl} | A1 - A1 _{fl} | A1 - A1 _{fl} | A1 - A1 _{fl} | A1 - A1 _{fl} |
| A | A | A | A | A | A | A | A | A | A | A | A | A | A | A | A | A | A |
| LA | LA | LA | LA | LA | LA | LA | LA | LA | LA | LA | LA | LA | LA | LA | LA | LA | LA |
| HA | HA | HA | HA | HA | HA | HA | HA | HA | HA | HA | HA | HA | HA | HA | HA | HA | HA |
| 5 | 5 | 5 | 5 | 5 | 5 | 5 | 5 | 5 | 5 | ≥ 3 | 5 | 5 | 5 | 5 | 5 | 5 | 5 |
| R9 | R10 | R11 | R11 | R9 | R10 | R11 | R11 | R9 | R10 | N.C. | R11 | R11 | R9 | R10 | R10 | R11 | R11 |
| A | B | C | C | A | B | C | C | A | B | 0 | C | C | A | B | B | C | C |
| (●) | ≥ 36 Dry ≥ 36 Wet | ≥ 36 Dry ≥ 36 Wet | ≥ 36 Dry ≥ 36 Wet | (●) | ≥ 36 Dry ≥ 36 Wet | ≥ 36 Dry ≥ 36 Wet | ≥ 36 Dry ≥ 36 Wet | (●) | ≥ 36 Dry ≥ 36 Wet | ≥ 36 Dry ≥ 24 Wet | ≥ 36 Dry ≥ 36 Wet | ≥ 36 Dry ≥ 36 Wet | (●) | ≥ 36 Dry ≥ 36 Wet | ≥ 36 Dry ≥ 36 Wet | ≥ 36 Dry ≥ 36 Wet | ≥ 36 Dry ≥ 36 Wet |
| (●●) | Class P3 | Class P4 | Class P4 | (●●) | Class P3 | Class P4 | Class P4 | (●●) | Class P3 | - | Class P4 | Class P4 | (●●) | Class P3 | Class P3 | Class P4 | Class P4 |
| (●●●) | Class C2 | Class C3 | Class C3 | (●●●) | Class C2 | Class C3 | Class C3 | (●●●) | Class C2 | - | Class C3 | Class C3 | (●●●) | Class C2 | Class C2 | Class C3 | Class C3 |
| > 0.40 Asciutto > 0.40 Bagnato | > 0.40 Asciutto > 0.40 Bagnato | > 0.40 Asciutto > 0.40 Bagnato | > 0.40 Asciutto > 0.40 Bagnato | > 0.40 Asciutto > 0.40 Bagnato | > 0.40 Asciutto > 0.40 Bagnato | > 0.40 Asciutto > 0.40 Bagnato | > 0.40 Asciutto > 0.40 Bagnato | > 0.40 Asciutto > 0.40 Bagnato | > 0.40 Asciutto > 0.40 Bagnato | > 0.40 Asciutto > 0.40 Bagnato | > 0.40 Asciutto > 0.40 Bagnato | > 0.40 Asciutto > 0.40 Bagnato | > 0.40 Asciutto > 0.40 Bagnato | > 0.40 Asciutto > 0.40 Bagnato | > 0.40 Asciutto > 0.40 Bagnato | > 0.40 Asciutto > 0.40 Bagnato | > 0.40 Asciutto > 0.40 Bagnato |
| wet DCOF ≥ 0.42 | wet DCOF ≥ 0.50 | wet DCOF ≥ 0.55 | wet DCOF ≥ 0.55 | wet DCOF ≥ 0.42 | wet DCOF ≥ 0.50 | wet DCOF ≥ 0.55 | wet DCOF ≥ 0.55 | wet DCOF ≥ 0.42 | wet DCOF ≥ 0.50 | wet DCOF ≥ 0.42 | wet DCOF ≥ 0.55 | wet DCOF ≥ 0.55 | wet DCOF ≥ 0.42 | wet DCOF ≥ 0.50 | wet DCOF ≥ 0.50 | wet DCOF ≥ 0.55 | wet DCOF ≥ 0.55 |

(●) PTV ≥ 36 Wet on demand - su richiesta (●●) P3 on demand - su richiesta (●●●) C2 on demand - su richiesta

⁽¹⁾ Boost Natural Cobalt "Glazed Porcelain Tiles"
⁽²⁾ PEI 3 (ISO 10545-7) Boost Natural Cobalt



PRODUCT
FINDER



SURFACE
RANGE



COMPANY



COLLECTIONS



Porcelain tiles technical features

| | | Requirements for nominal size N Requisiti per dimensione nominale N | | | BOOST STONE | | | | |
|--|---|---|--|--|--|--|--|--|--|
| | | 7 cm ≤ N < 15 cm (mm) | N ≥ 15 cm (%) (mm) | | Matte ± 6 mm | Matte Sensitech ± 9 mm | Matte Sensitech ± 9 mm | Grip Sensitech ± 9 mm | Outdoor Sensitech ± 20 mm |
| Regularity characteristics | Length and width Lunghezza e larghezza | ± 0,9 (*) Non-rect. ± 0,4 (*) Rect. | ± 0,6 (*) Non-rect. ± 0,3 (*) Rect. | ± 2,0 (*) Non-rect. ± 1,0 (*) Rect. | Suitable for Conforme | Suitable for Conforme | Suitable for Conforme | Suitable for Conforme | Suitable for Conforme |
| | Thickness Spessore | ± 0,5 (**) | ± 5 (**) | ± 0,5 (**) | Suitable for Conforme | Suitable for Conforme | Suitable for Conforme | Suitable for Conforme | Suitable for Conforme |
| | Straightness of sides Rettilineità degli spigoli | ± 0,8 (***) Non-rect. ± 0,4 (***) Rect. | ± 0,5 (***) Non-rect. ± 0,3 (***) Rect. | ± 1,5 (***) Non-rect. ± 0,8 (***) Rect. | Suitable for Conforme | Suitable for Conforme | Suitable for Conforme | Suitable for Conforme | Suitable for Conforme |
| Structural characteristics | Rectangularity (Measurement only on short edges when L/l ≥ 3) Ortogonalità (Misurazione da condurre solo sui lati corti quando L/l ≥ 3) | ± 0,8 (***) Non-rect. ± 0,4 (***) Rect. | ± 0,5 (***) Non-rect. ± 0,3 (***) Rect. | ± 2,0 (***) Non-rect. ± 1,5 (***) Rect. | Suitable for Conforme | Suitable for Conforme | Suitable for Conforme | Suitable for Conforme | Suitable for Conforme |
| | Surface flatness Planarità | c.c. ± 0,8 Non-rect. c.c. ± 0,6 Rect. | c.c. ± 0,5 Non-rect. c.c. ± 0,4 Rect. | c.c. ± 2,0 Non-rect. c.c. ± 1,8 Rect. | Suitable for Conforme | Suitable for Conforme | Suitable for Conforme | Suitable for Conforme | Suitable for Conforme |
| | Water absorption (in % by mass) Massa d'acqua assorbita (come % della massa) | E _s ≤ 0,5% Individual max 0,6% E _s ≤ 0,5% Valore max singolo 0,6% | | | ≤ 0,1 % | ≤ 0,1 % | ≤ 0,1 % | ≤ 0,1 % | ≤ 0,1 % |
| Bulk mechanical characteristics | Breaking strength Sforzo di rottura | Requirement ANSI A137.1 Water Absorption Max ≤ 0,5% | | | ≤ 0,5 % | ≤ 0,5 % | ≤ 0,5 % | ≤ 0,5 % | ≤ 0,5 % |
| | Modulus of rupture Resistenza alla flessione | S ≥ 700N (for thickness < 7,5 mm - per spessore < 7,5 mm) S ≥ 1300N (for thickness ≥ 7,5 mm - per spessore ≥ 7,5 mm) | | | S ≥ 1000 N | S ≥ 1000 N | S ≥ 1500 N | S ≥ 1500 N | S ≥ 10000 N |
| | Bending strength and breaking load Resistenza a flessione e al carico di rottura (4)(5) | R ≥ 35 N/mm ² | | | R ≥ 40 N/mm ² | R ≥ 40 N/mm ² | R ≥ 40 N/mm ² | R ≥ 40 N/mm ² | R ≥ 45 N/mm ² |
| Surface mechanical characteristics | Impact resistance, as coefficient of restitution Resistenza all'impatto, espresso come coefficiente di restituzione | Declared value Valore dichiarato | | | ≥ 0,55 | ≥ 0,55 | ≥ 0,55 | ≥ 0,55 | ≥ 0,55 |
| | Resistance to deep abrasion of unglazed tiles (removed volume) Resistenza all'abrasione profonda delle piastrelle non smaltate (volume materiale asportato) | ≤ 175 mm ³ | | | ≤ 150 mm ³ | ≤ 150 mm ³ | ≤ 150 mm ³ | ≤ 150 mm ³ | ≤ 150 mm ³ |
| | Coefficient of thermal linear expansion Coefficiente di dilatazione termica lineare | Declared value Valore dichiarato | | | ≤ 7 MK ⁻¹ | ≤ 7 MK ⁻¹ | ≤ 7 MK ⁻¹ | ≤ 7 MK ⁻¹ | ≤ 7 MK ⁻¹ |
| Thermal and hygrometric characteristics | Thermal shock resistance Resistenza agli sbalzi termici | Pass according to EN ISO 10545-1 Test superato in accordo con ISO 10545-1 | | | Resistant Resiste | Resistant Resiste | Resistant Resiste | Resistant Resiste | Resistant Resiste |
| | Moisture expansion (mm/m) Dilatazione all'umidità (mm/m) | Declared value Valore dichiarato | | | ≤ 0,01% (0,1mm/m) | ≤ 0,01% (0,1mm/m) | ≤ 0,01% (0,1mm/m) | ≤ 0,01% (0,1mm/m) | ≤ 0,01% (0,1mm/m) |
| | Frost resistance Resistenza al gelo | Pass according to EN ISO 10545-1 Test superato in accordo con ISO 10545-1 | | | Resistant Resiste | Resistant Resiste | Resistant Resiste | Resistant Resiste | Resistant Resiste |
| Physical properties | Bond strength/adhesion for improved cementitious adhesives Adesione a trazione con adesivi cementizi migliorati | Declared value Valore dichiarato | | | ≥ 10 N/mm ² (Class C2 - EN 12004) | ≥ 10 N/mm ² (Class C2 - EN 12004) | ≥ 10 N/mm ² (Class C2 - EN 12004) | ≥ 10 N/mm ² (Class C2 - EN 12004) | ≥ 10 N/mm ² (Class C2 - EN 12004) |
| | Reaction to fire Reazione al fuoco | Class A1 or A1 _{fl} Classe A1 oppure A1 _{fl} | | | A1 - A1 _{fl} | A1 - A1 _{fl} | A1 - A1 _{fl} | A1 - A1 _{fl} | A1 - A1 _{fl} |
| Chemical characteristics | Resistance to household chemicals and swimming pool salts Resistenza ai prodotti chimici di uso domestico ed agli additivi per piscina | Minimum Class B Classe minima B | | | A | A | A | A | A |
| | Resistance to low concentrations of acids and alkalis Resistenza a basse concentrazioni di acidi e alcali | Declared Class Classe dichiarata | | | LA | LA | LA | LA | LA |
| | Resistance to high concentrations of acids and alkalis Resistenza ad alte concentrazioni di acidi e alcali | Declared Class Classe dichiarata | | | HA | HA | HA | HA | HA |
| Safety characteristics (1)(2) | Resistance to staining, for unglazed tiles Resistenza alle macchie per piastrelle non smaltate | Declared Class Classe dichiarata | | | 5 | 5 | 5 | 5 | 5 |
| | Shod Ramp Test Metodo della rampa "calzato" | Declared value Valore dichiarato | | | R9 | R10 | R10 | R11 | R11 |
| | Barefoot Ramp Test Metodo della rampa a piedi nudi | Declared value Valore dichiarato | | | A | B | B | C | C |
| | Pendulum Friction Test Metodo del Pendolo | PTV ≥ 36 classifies the surface as "low slip risk" | | | (●) | ≥ 36 Dry ≥ 36 Wet | ≥ 36 Dry ≥ 36 Wet | ≥ 36 Dry ≥ 36 Wet | ≥ 36 Dry ≥ 36 Wet |
| | | Declared Classification of the new pedestrian surface materials according to the Pendulum Test | | | (●●) | Class P3 | Class P3 | Class P4 | Class P4 |
| Coefficient of friction (COF) Coefficiente di attrito | D. M. 236/89 del 14/06/89 μ > 0,40 per elemento scivolante cuoio su pavimentazione asciutta μ > 0,40 per elemento scivolante gomma dura su pavimentazione bagnata | | | > 0,40 Asciutto > 0,40 Bagnato | > 0,40 Asciutto > 0,40 Bagnato | > 0,40 Asciutto > 0,40 Bagnato | > 0,40 Asciutto > 0,40 Bagnato | > 0,40 Asciutto > 0,40 Bagnato | |
| | Declared value Valore dichiarato | | | (●●●) | Class C2 | Class C2 | Class C3 | Class C3 | |
| | Dynamic coefficient of friction (DCOF) Coefficiente di attrito dinamico | | | wet DCOF ≥ 0,42 | wet DCOF ≥ 0,50 | wet DCOF ≥ 0,50 | wet DCOF ≥ 0,55 | wet DCOF ≥ 0,55 | |

Technical feature - Caratteristiche tecniche - Caractéristiques techniques - Technische Daten - Características técnicas - Технические характеристики

| BRAVE | | | ENTICE | | | ETIC | ETIC PRO | | | EXENCE | | | HEARTWOOD |
|--|--|--|--|--|--|--|--|--|--|--|--|--|--|
| Matte Sensitech ± 9 mm | Grip Sensitech ± 9 mm | Outdoor Sensitech ± 20 mm | Matte (Natural) Sensitech ± 9 mm | Matte (Elegant) ± 9 mm | Grip Sensitech ± 9 mm | Outdoor Sensitech ± 20 mm | Matte ± 9 mm | Matte ± 9 mm | Outdoor Sensitech ± 20 mm | Matte Sensitech ± 9 mm | Grip Sensitech ± 9 mm | Outdoor Sensitech ± 20 mm | Matte Sensitech ± 9 mm |
| Suitable for Conforme | Suitable for Conforme | Suitable for Conforme | Suitable for Conforme | Suitable for Conforme | Suitable for Conforme | Suitable for Conforme | Suitable for Conforme | Suitable for Conforme | Suitable for Conforme | Suitable for Conforme | Suitable for Conforme | Suitable for Conforme | Suitable for Conforme |
| Suitable for Conforme | Suitable for Conforme | Suitable for Conforme | Suitable for Conforme | Suitable for Conforme | Suitable for Conforme | Suitable for Conforme | Suitable for Conforme | Suitable for Conforme | Suitable for Conforme | Suitable for Conforme | Suitable for Conforme | Suitable for Conforme | Suitable for Conforme |
| Suitable for Conforme | Suitable for Conforme | Suitable for Conforme | Suitable for Conforme | Suitable for Conforme | Suitable for Conforme | Suitable for Conforme | Suitable for Conforme | Suitable for Conforme | Suitable for Conforme | Suitable for Conforme | Suitable for Conforme | Suitable for Conforme | Suitable for Conforme |
| Suitable for Conforme | Suitable for Conforme | Suitable for Conforme | Suitable for Conforme | Suitable for Conforme | Suitable for Conforme | Suitable for Conforme | Suitable for Conforme | Suitable for Conforme | Suitable for Conforme | Suitable for Conforme | Suitable for Conforme | Suitable for Conforme | Suitable for Conforme |
| Not applicable to 'strong' structures Non applicabile a strutturati forti | | | Suitable for Conforme | Suitable for Conforme | Suitable for Conforme | Not applicable to 'strong' structures Non applicabile a strutturati forti | Suitable for Conforme | Suitable for Conforme | Not applicable to 'strong' structures Non applicabile a strutturati forti | Suitable for Conforme | Suitable for Conforme | Not applicable to 'strong' structures Non applicabile a strutturati forti | Suitable for Conforme |
| ≤ 0,1 % | ≤ 0,1 % | ≤ 0,1 % | ≤ 0,1 % | ≤ 0,1 % | ≤ 0,1 % | ≤ 0,1 % | ≤ 0,1 % | ≤ 0,1 % | ≤ 0,1 % | ≤ 0,1 % | ≤ 0,1 % | ≤ 0,1 % | ≤ 0,1 % |
| ≤ 0,5 % | ≤ 0,5 % | ≤ 0,5 % | ≤ 0,5 % | ≤ 0,5 % | ≤ 0,5 % | ≤ 0,5 % | ≤ 0,5 % | ≤ 0,5 % | ≤ 0,5 % | ≤ 0,5 % | ≤ 0,5 % | ≤ 0,5 % | ≤ 0,5 % |
| S ≥ 1500 N | S ≥ 1500 N | S ≥ 10000 N | S ≥ 1500 N | S ≥ 1500 N | S ≥ 1500 N | S ≥ 10000 N | S ≥ 1500 N | S ≥ 1500 N | S ≥ 10000 N | S ≥ 1500 N | S ≥ 1500 N | S ≥ 10000 N | S ≥ 1500 N |
| R ≥ 40 N/mm ² | R ≥ 40 N/mm ² | R ≥ 45 N/mm ² | R ≥ 40 N/mm ² | R ≥ 40 N/mm ² | R ≥ 40 N/mm ² | R ≥ 45 N/mm ² | R ≥ 40 N/mm ² | R ≥ 40 N/mm ² | R ≥ 45 N/mm ² | R ≥ 40 N/mm ² | R ≥ 40 N/mm ² | R ≥ 45 N/mm ² | R ≥ 40 N/mm ² |
| - | - | ≥ T11 60x60 | - | - | - | ≥ U3 30x120 | - | - | ≥ U3 30x120 | - | - | ≥ U3 30x120 | - |
| ≥ 0,55 | ≥ 0,55 | ≥ 0,55 | ≥ 0,55 | ≥ 0,55 | ≥ 0,55 | ≥ 0,55 | ≥ 0,55 | ≥ 0,55 | ≥ 0,55 | ≥ 0,55 | ≥ 0,55 | ≥ 0,55 | ≥ 0,55 |
| ≤ 150 mm ³ | ≤ 150 mm ³ | ≤ 150 mm ³ | ≤ 150 mm ³ | ≤ 150 mm ³ | ≤ 150 mm ³ | ≤ 150 mm ³ | ≤ 150 mm ³ | ≤ 150 mm ³ | ≤ 150 mm ³ | ≤ 150 mm ³ | ≤ 150 mm ³ | ≤ 150 mm ³ | ≤ 150 mm ³ |
| ≤ 7 MK ⁻¹ | ≤ 7 MK ⁻¹ | ≤ 7 MK ⁻¹ | ≤ 7 MK ⁻¹ | ≤ 7 MK ⁻¹ | ≤ 7 MK ⁻¹ | ≤ 7 MK ⁻¹ | ≤ 7 MK ⁻¹ | ≤ 7 MK ⁻¹ | ≤ 7 MK ⁻¹ | ≤ 7 MK ⁻¹ | ≤ 7 MK ⁻¹ | ≤ 7 MK ⁻¹ | ≤ 7 MK ⁻¹ |
| Resistant Resiste | Resistant Resiste | Resistant Resiste | Resistant Resiste | Resistant Resiste | Resistant Resiste | Resistant Resiste | Resistant Resiste | Resistant Resiste | Resistant Resiste | Resistant Resiste | Resistant Resiste | Resistant Resiste | Resistant Resiste |
| ≤ 0,01% (0,1mm/m) | ≤ 0,01% (0,1mm/m) | ≤ 0,01% (0,1mm/m) | ≤ 0,01% (0,1mm/m) | ≤ 0,01% (0,1mm/m) | ≤ 0,01% (0,1mm/m) | ≤ 0,01% (0,1mm/m) | ≤ 0,01% (0,1mm/m) | ≤ 0,01% (0,1mm/m) | ≤ 0,01% (0,1mm/m) | ≤ 0,01% (0,1mm/m) | ≤ 0,01% (0,1mm/m) | ≤ 0,01% (0,1mm/m) | ≤ 0,01% (0,1mm/m) |
| Resistant Resiste | Resistant Resiste | Resistant Resiste | Resistant Resiste | Resistant Resiste | Resistant Resiste | Resistant Resiste | Resistant Resiste | Resistant Resiste | Resistant Resiste | Resistant Resiste | Resistant Resiste | Resistant Resiste | Resistant Resiste |
| ≥ 10 N/mm ² (Class C2 - EN 12004) | ≥ 10 N/mm ² (Class C2 - EN 12004) | ≥ 10 N/mm ² (Class C2 - EN 12004) | ≥ 10 N/mm ² (Class C2 - EN 12004) | ≥ 10 N/mm ² (Class C2 - EN 12004) | ≥ 10 N/mm ² (Class C2 - EN 12004) | ≥ 10 N/mm ² (Class C2 - EN 12004) | ≥ 10 N/mm ² (Class C2 - EN 12004) | ≥ 10 N/mm ² (Class C2 - EN 12004) | ≥ 10 N/mm ² (Class C2 - EN 12004) | ≥ 10 N/mm ² (Class C2 - EN 12004) | ≥ 10 N/mm ² (Class C2 - EN 12004) | ≥ 10 N/mm ² (Class C2 - EN 12004) | ≥ 10 N/mm ² (Class C2 - EN 12004) |
| A1 - A1 _{fl} | A1 - A1 _{fl} | A1 - A1 _{fl} | A1 - A1 _{fl} | A1 - A1 _{fl} | A1 - A1 _{fl} | A1 - A1 _{fl} | A1 - A1 _{fl} | A1 - A1 _{fl} | A1 - A1 _{fl} | A1 - A1 _{fl} | A1 - A1 _{fl} | A1 - A1 _{fl} | A1 - A1 _{fl} |
| A | A | A | A | A | A | A | A | A | A | A | A | A | A |
| LA | LA | LA | LA | LA | LA | LA | LA | LA | LA | LA | LA | LA | LA |
| HA | HA | HA | HA | HA | HA | HA | HA | HA | HA | HA | HA | HA | HA |
| 5 | 5 | 5 | 5 | 5 | 5 | 5 | 5 | 5 | 5 | 5 | 5 | 5 | 5 |
| R10 | R11 | R11 | R10 | R9 | R11 | R11 | R9 | R9 | R11 | R10 | R11 | R11 | R10 |
| B | C | C | B | A | C | C | A | A | C | B | C | C | B |
| ≥ 36 Dry ≥ 36 Wet | ≥ 36 Dry ≥ 36 Wet | ≥ 36 Dry ≥ 36 Wet | ≥ 36 Dry ≥ 36 Wet | (●) | ≥ 36 Dry ≥ 36 Wet | ≥ 36 Dry ≥ 36 Wet | (●) | (●) | ≥ 36 Dry ≥ 36 Wet | ≥ 36 Dry ≥ 36 Wet | ≥ 36 Dry ≥ 36 Wet | ≥ 36 Dry ≥ 36 Wet | ≥ 36 Dry ≥ 36 Wet |
| Class P3 | Class P4 | Class P4 | Class P3 | (●●) | Class P4 | Class P4 | (●●) | (●●) | Class P4 | Class P3 | Class P4 | Class P4 | Class P3 |
| Class C2 | Class C3 | Class C3 | Class C2 | (●●●) | Class C3 | Class C3 | (●●●) | (●●●) | Class C3 | Class C2 | Class C3 | Class C3 | Class C2 |
| > 0,40 Asciutto > 0,40 Bagnato | > 0,40 Asciutto > 0,40 Bagnato | > 0,40 Asciutto > 0,40 Bagnato | > 0,40 Asciutto > 0,40 Bagnato | > 0,40 Asciutto > 0,40 Bagnato | > 0,40 Asciutto > 0,40 Bagnato | > 0,40 Asciutto > 0,40 Bagnato | > 0,40 Asciutto > 0,40 Bagnato | > 0,40 Asciutto > 0,40 Bagnato | > 0,40 Asciutto > 0,40 Bagnato | > 0,40 Asciutto > 0,40 Bagnato | > 0,40 Asciutto > 0,40 Bagnato | > 0,40 Asciutto > 0,40 Bagnato | > 0,40 Asciutto > 0,40 Bagnato |
| wet DCOF ≥ 0,50 | wet DCOF ≥ 0,55 | wet DCOF ≥ 0,55 | wet DCOF ≥ 0,50 | wet DCOF ≥ 0,42 | wet DCOF ≥ 0,55 | wet DCOF ≥ 0,55 | wet DCOF ≥ 0,42 | wet DCOF ≥ 0,42 | wet DCOF ≥ 0,55 | wet DCOF ≥ 0,50 | wet DCOF ≥ 0,55 | wet DCOF ≥ 0,55 | wet DCOF ≥ 0,50 |

(●) PTV ≥ 36 Wet on demand - su richiesta (●●) P3 on demand - su richiesta (●●●) C2 on demand - su richiesta



PRODUCT
FINDER



SURFACE
RANGE



COMPANY



COLLECTIONS



LARGE SIZES



SLABS FOR
COUNTERTOPS
& FURNITURE



BATHROOM
FURNITURE
& TABLES



FACADES



TECHNICAL
SPECIFICATIONS



Porcelain tiles technical features

| | | Requirements for nominal size N Requisiti per dimensione nominale N | | | MARVEL GEMS | MARVEL MERAUVIGLIA | | | | |
|---|---|--|--|--|---|---|---|---|---|--------------------------------|
| | | 7 cm ≤ N < 15 cm (mm) | N ≥ 15 cm (%) (mm) | | | Matte Sensitech ± 9 mm | Polished ± 6 mm | Polished Velvet Velvetch ± 9 mm | Matte Sensitech ± 9 mm | Outdoor Sensitech ± 20mm |
| Regularity characteristics | Length and width Lunghezza e larghezza | ± 0,9 (*) Non-rect. ± 0,4 (*) Rect. | ± 0,6 (*) Non-rect. ± 0,3 (*) Rect. | ± 2,0 (*) Non-rect. ± 1,0 (*) Rect. | Suitable for Conforme | Suitable for Conforme | Suitable for Conforme | Suitable for Conforme | Suitable for Conforme | |
| | Thickness Spessore | ± 0,5 (**) | ± 5 (**) | ± 0,5 (**) | Suitable for Conforme | Suitable for Conforme | Suitable for Conforme | Suitable for Conforme | Suitable for Conforme | |
| | Straightness of sides Rettilineità degli spigoli | ± 0,8 (***) Non-rect. ± 0,4 (***) Rect. | ± 0,5 (***) Non-rect. ± 0,3 (***) Rect. | ± 1,5 (***) Non-rect. ± 0,8 (***) Rect. | Suitable for Conforme | Suitable for Conforme | Suitable for Conforme | Suitable for Conforme | Suitable for Conforme | |
| Structural characteristics | Water absorption (in % by mass) Massa d'acqua assorbita (come % della massa) | E _s ≤ 0,5% Individual max 0,6% E _s ≤ 0,5% Valore max singolo 0,6% | | | ≤ 0,1 % | ≤ 0,1 % | ≤ 0,1 % | ≤ 0,1 % | ≤ 0,1 % | |
| | | Requirement ANSI A137.1 Water Absorption Max ≤ 0,5% | | | ≤ 0,5 % | ≤ 0,5 % | ≤ 0,5 % | ≤ 0,5 % | ≤ 0,5 % | |
| | | S ≥ 700N (for thickness < 7,5 mm - per spessore < 7,5 mm) S ≥ 1300N (for thickness ≥ 7,5 mm - per spessore ≥ 7,5 mm) | | | S ≥ 1500 N | S ≥ 1000 N | S ≥ 1500 N | S ≥ 1500 N | S ≥ 10000 N | |
| Bulk mechanical characteristics | Breaking strength Storzo di rottura | R ≥ 35 N/mm ² | | | R ≥ 40 N/mm ² | R ≥ 40 N/mm ² | R ≥ 40 N/mm ² | R ≥ 40 N/mm ² | R ≥ 45 N/mm ² | |
| | Modulus of rupture Resistenza alla flessione | - | | | - | - | - | - | - | |
| | Bending strength and breaking load Resistenza a flessione e al carico di rottura (4)(5) | - | | | - | - | - | - | ≥ U4 60x120 | |
| Surface mechanical characteristics | Resistance to deep abrasion of unglazed tiles (removed volume) Resistenza all'abrasione profonda delle piastrelle non smaltate (volume materiale asportato) | - | | | ≤ 150 mm ³ | ≤ 150 mm ³ | ≤ 150 mm ³ | ≤ 150 mm ³ | ≤ 150 mm ³ | |
| | Impact resistance, as coefficient of restitution Resistenza all'impatto, espresso come coefficiente di restituzione | - | | | ≥ 0,55 | ≥ 0,55 | ≥ 0,55 | ≥ 0,55 | ≥ 0,55 | |
| Thermal and hygrometric characteristics | Resistance to thermal linear expansion Coefficiente di dilatazione termica lineare | - | | | ≤ 7 MK ⁻¹ | ≤ 7 MK ⁻¹ | ≤ 7 MK ⁻¹ | ≤ 7 MK ⁻¹ | ≤ 7 MK ⁻¹ | |
| | Thermal shock resistance Resistenza agli sbalzi termici | Pass according to EN ISO 10545-1 Test superato in accordo con ISO 10545-1 | | | Resistant Resiste | Resistant Resiste | Resistant Resiste | Resistant Resiste | Resistant Resiste | |
| | Moisture expansion (mm/m) Dilatazione all'umidità (mm/m) | - | | | ≤ 0,01% (0,1mm/m) | ≤ 0,01% (0,1mm/m) | ≤ 0,01% (0,1mm/m) | ≤ 0,01% (0,1mm/m) | ≤ 0,01% (0,1mm/m) | |
| Physical properties | Frost resistance Resistenza al gelo | Pass according to EN ISO 10545-1 Test superato in accordo con ISO 10545-1 | | | Resistant Resiste | Resistant Resiste | Resistant Resiste | Resistant Resiste | Resistant Resiste | |
| | Bond strength/adhesion for improved cementitious adhesives Adesione a trazione con adesivi cementizi migliorati | - | | | ≥ 10 N/mm ² (Class C2 - EN 12004) | ≥ 10 N/mm ² (Class C2 - EN 12004) | ≥ 10 N/mm ² (Class C2 - EN 12004) | ≥ 10 N/mm ² (Class C2 - EN 12004) | ≥ 10 N/mm ² (Class C2 - EN 12004) | |
| Chemical characteristics | Reaction to fire Reazione al fuoco | - | | | A1 - A _{1s} | A1 - A _{1s} | A1 - A _{1s} | A1 - A _{1s} | A1 - A _{1s} | |
| | Resistance to household chemicals and swimming pool salts Resistenza ai prodotti chimici di uso domestico ed agli additivi per piscina | - | | | Minimum Class B Classe minima B | A | A | A | A | |
| | Resistance to low concentrations of acids and alkalis Resistenza a basse concentrazioni di acidi e alcali | - | | | Declared Class Classe dichiarata | LA | LA | LA | LA | |
| | Resistance to high concentrations of acids and alkalis Resistenza ad alte concentrazioni di acidi e alcali | - | | | Declared Class Classe dichiarata | HA | - | - | HA | |
| Safety characteristics (1)(2) | Resistance to staining, for unglazed tiles Resistenza alle macchie per piastrelle non smaltate | - | | | Declared Class Classe dichiarata | 5 | 5 | 5 Polished ± 3 Velvet | 5 | |
| | Shod Ramp Test Metodo della rampa "calzato" | - | | | Declared value Valore dichiarato | R10 | N.C. | N.C. | R10 | |
| | Barefoot Ramp Test Metodo della rampa a piedi nudi | - | | | Declared value Valore dichiarato | B | 0 | 0 | B | |
| | Pendulum Friction Test Metodo del Pendolo | PTV ≥ 36 classifies the surface as "low slip risk" | | | ≥ 36 Dry ≥ 36 Wet | ≥ 36 Dry ≥ 36 Wet | ≥ 36 Dry ≥ 36 Wet | ≥ 36 Dry ≥ 36 Wet | ≥ 36 Dry ≥ 36 Wet | |
| | | Declared Classification of the new pedestrian surface materials according to the Pendulum Test | | | Class P3 | - | - | Class P3 | Class P4 | |
| | Coefficient of friction (COF) Coefficiente di attrito | D.M. 236/89 del 14/06/89 μ>0,40 per elemento scivolante cuoio su pavimentazione asciutta μ>0,40 per elemento scivolante gomma dura su pavimentazione bagnata | | | > 0,40 Asciutto > 0,40 Bagnato | > 0,40 Asciutto < 0,40 Bagnato | > 0,40 Asciutto < 0,40 Bagnato | > 0,40 Asciutto < 0,40 Bagnato | > 0,40 Asciutto > 0,40 Bagnato | |
| - | | | wet DCOF ≥ 0,50 | dry DCOF ≥ 0,42 | wet DCOF ≥ 0,42 | wet DCOF ≥ 0,50 | wet DCOF ≥ 0,55 | | | |

Technical feature - Caratteristiche tecniche - Caractéristiques techniques - Technische Daten - Características técnicas - Технические характеристики

| MARVEL ONYX | | MARVEL SHINE | | | | | MARVEL STONE | | | | | MARVEL TRAVERTINE | | | | |
|---|---|---|---|---|---|---|---|---|---|---|---|---|---|---|---|---|
| Polished ± 6 mm | Polished ± 9 mm | Silk ± 6 mm | Silk ± 9 mm | Polished ± 6 mm | Polished ± 9 mm | Matte Sensitech ± 9 mm | Polished ± 6 mm | Polished ± 9 mm | Silk ± 6 mm | Matte ± 6 mm | Matte Sensitech ± 9 mm | Matte ± 6 mm | Matte Sensitech ± 6 mm | Matte Sensitech ± 9 mm | Grip Sensitech ± 9 mm | Outdoor Sensitech ± 20 mm |
| Suitable for Conforme | Suitable for Conforme | Suitable for Conforme | Suitable for Conforme | Suitable for Conforme | Suitable for Conforme | Suitable for Conforme | Suitable for Conforme | Suitable for Conforme | Suitable for Conforme | Suitable for Conforme | Suitable for Conforme | Suitable for Conforme | Suitable for Conforme | Suitable for Conforme | Suitable for Conforme | Suitable for Conforme |
| Suitable for Conforme | Suitable for Conforme | Suitable for Conforme | Suitable for Conforme | Suitable for Conforme | Suitable for Conforme | Suitable for Conforme | Suitable for Conforme | Suitable for Conforme | Suitable for Conforme | Suitable for Conforme | Suitable for Conforme | Suitable for Conforme | Suitable for Conforme | Suitable for Conforme | Suitable for Conforme | Suitable for Conforme |
| Suitable for Conforme | Suitable for Conforme | Suitable for Conforme | Suitable for Conforme | Suitable for Conforme | Suitable for Conforme | Suitable for Conforme | Suitable for Conforme | Suitable for Conforme | Suitable for Conforme | Suitable for Conforme | Suitable for Conforme | Suitable for Conforme | Suitable for Conforme | Suitable for Conforme | Suitable for Conforme | Suitable for Conforme |
| Suitable for Conforme | Suitable for Conforme | Suitable for Conforme | Suitable for Conforme | Suitable for Conforme | Suitable for Conforme | Suitable for Conforme | Suitable for Conforme | Suitable for Conforme | Suitable for Conforme | Suitable for Conforme | Suitable for Conforme | Suitable for Conforme | Suitable for Conforme | Suitable for Conforme | Suitable for Conforme | Suitable for Conforme |
| ≤ 0,1 % | ≤ 0,1 % | ≤ 0,1 % | ≤ 0,1 % | ≤ 0,1 % | ≤ 0,1 % | ≤ 0,1 % | ≤ 0,1 % | ≤ 0,1 % | ≤ 0,1 % | ≤ 0,1 % | ≤ 0,1 % | ≤ 0,1 % | ≤ 0,1 % | ≤ 0,1 % | ≤ 0,1 % | ≤ 0,1 % |
| ≤ 0,5 % | ≤ 0,5 % | ≤ 0,5 % | ≤ 0,5 % | ≤ 0,5 % | ≤ 0,5 % | ≤ 0,5 % | ≤ 0,5 % | ≤ 0,5 % | ≤ 0,5 % | ≤ 0,5 % | ≤ 0,5 % | ≤ 0,5 % | ≤ 0,5 % | ≤ 0,5 % | ≤ 0,5 % | ≤ 0,5 % |
| S ≥ 1000 N | S ≥ 1500 N | S ≥ 1000 N | S ≥ 1500 N | S ≥ 1000 N | S ≥ 1500 N | S ≥ 1500 N | S ≥ 1000 N | S ≥ 1500 N | S ≥ 1000 N | S ≥ 1000 N | S ≥ 1500 N | S ≥ 1000 N | S ≥ 1000 N | S ≥ 1500 N | S ≥ 1500 N | S ≥ 10000 N |
| R ≥ 40 N/mm ² | R ≥ 40 N/mm ² | R ≥ 40 N/mm ² | R ≥ 40 N/mm ² | R ≥ 40 N/mm ² | R ≥ 40 N/mm ² | R ≥ 40 N/mm ² | R ≥ 40 N/mm ² | R ≥ 40 N/mm ² | R ≥ 40 N/mm ² | R ≥ 40 N/mm ² | R ≥ 40 N/mm ² | R ≥ 40 N/mm ² | R ≥ 40 N/mm ² | R ≥ 40 N/mm ² | R ≥ 40 N/mm ² | R ≥ 45 N/mm ² |
| ≥ 0,55 | ≥ 0,55 | ≥ 0,55 | ≥ 0,55 | ≥ 0,55 | ≥ 0,55 | ≥ 0,55 | ≥ 0,55 | ≥ 0,55 | ≥ 0,55 | ≥ 0,55 | ≥ 0,55 | ≥ 0,55 | ≥ 0,55 | ≥ 0,55 | ≥ 0,55 | ≥ 0,55 |
| ≤ 150 mm ³ | ≤ 150 mm ³ | ≤ 150 mm ³ | ≤ 150 mm ³ | ≤ 150 mm ³ | ≤ 150 mm ³ | ≤ 150 mm ³ | ≤ 150 mm ³ | ≤ 150 mm ³ | ≤ 150 mm ³ | ≤ 150 mm ³ | ≤ 150 mm ³ | ≤ 150 mm ³ | ≤ 150 mm ³ | ≤ 150 mm ³ | ≤ 150 mm ³ | ≤ 150 mm ³ |
| ≤ 7MK ⁻¹ | ≤ 7MK ⁻¹ | ≤ 7MK ⁻¹ | ≤ 7MK ⁻¹ | ≤ 7MK ⁻¹ | ≤ 7MK ⁻¹ | ≤ 7MK ⁻¹ | ≤ 7MK ⁻¹ | ≤ 7MK ⁻¹ | ≤ 7MK ⁻¹ | ≤ 7MK ⁻¹ | ≤ 7MK ⁻¹ | ≤ 7MK ⁻¹ | ≤ 7MK ⁻¹ | ≤ 7MK ⁻¹ | ≤ 7MK ⁻¹ | ≤ 7MK ⁻¹ |
| Resistant Resiste | Resistant Resiste | Resistant Resiste | Resistant Resiste | Resistant Resiste | Resistant Resiste | Resistant Resiste | Resistant Resiste | Resistant Resiste | Resistant Resiste | Resistant Resiste | Resistant Resiste | Resistant Resiste | Resistant Resiste | Resistant Resiste | Resistant Resiste | Resistant Resiste |
| ≤ 0,01% (0,1mm/m) | ≤ 0,01% (0,1mm/m) | ≤ 0,01% (0,1mm/m) | ≤ 0,01% (0,1mm/m) | ≤ 0,01% (0,1mm/m) | ≤ 0,01% (0,1mm/m) | ≤ 0,01% (0,1mm/m) | ≤ 0,01% (0,1mm/m) | ≤ 0,01% (0,1mm/m) | ≤ 0,01% (0,1mm/m) | ≤ 0,01% (0,1mm/m) | ≤ 0,01% (0,1mm/m) | ≤ 0,01% (0,1mm/m) | ≤ 0,01% (0,1mm/m) | ≤ 0,01% (0,1mm/m) | ≤ 0,01% (0,1mm/m) | ≤ 0,01% (0,1mm/m) |
| Resistant Resiste | Resistant Resiste | Resistant Resiste | Resistant Resiste | Resistant Resiste | Resistant Resiste | Resistant Resiste | Resistant Resiste | Resistant Resiste | Resistant Resiste | Resistant Resiste | Resistant Resiste | Resistant Resiste | Resistant Resiste | Resistant Resiste | Resistant Resiste | Resistant Resiste |
| ≥ 10 N/mm ² (Class C2 - EN 12004) | ≥ 10 N/mm ² (Class C2 - EN 12004) | ≥ 10 N/mm ² (Class C2 - EN 12004) | ≥ 10 N/mm ² (Class C2 - EN 12004) | ≥ 10 N/mm ² (Class C2 - EN 12004) | ≥ 10 N/mm ² (Class C2 - EN 12004) | ≥ 10 N/mm ² (Class C2 - EN 12004) | ≥ 10 N/mm ² (Class C2 - EN 12004) | ≥ 10 N/mm ² (Class C2 - EN 12004) | ≥ 10 N/mm ² (Class C2 - EN 12004) | ≥ 10 N/mm ² (Class C2 - EN 12004) | ≥ 10 N/mm ² (Class C2 - EN 12004) | ≥ 10 N/mm ² (Class C2 - EN 12004) | ≥ 10 N/mm ² (Class C2 - EN 12004) | ≥ 10 N/mm ² (Class C2 - EN 12004) | ≥ 10 N/mm ² (Class C2 - EN 12004) | ≥ 10 N/mm ² (Class C2 - EN 12004) |
| A1 - A _{1s} | A1 - A _{1s} | A1 - A _{1s} | A1 - A _{1s} | A1 - A _{1s} | A1 - A _{1s} | A1 - A _{1s} | A1 - A _{1s} | A1 - A _{1s} | A1 - A _{1s} | A1 - A _{1s} | A1 - A _{1s} | A1 - A _{1s} | A1 - A _{1s} | A1 - A _{1s} | A1 - A _{1s} | A1 - A _{1s} |
| A | A | A | A | A | A | A | A | A | A | A | A | A | A | A | A | A |
| LA | LA | LA | LA | LA | LA | LA | LA | LA | LA | LA | LA | LA | LA | LA | LA | LA |
| - | - | HA | HA | - | - | HA | - | - | HA | HA | HA | HA | HA | HA | HA | HA |
| 5 | 5 | 5 | 5 | 5 | 5 | 5 | 5 | 5 | 5 | 5 | 5 | 5 | 5 | 5 | 5 | 5 |
| N.C. | N.C. | N.C. | N.C. | N.C. | N.C. | N.C. | N.C. | N.C. | N.C. | N.C. | N.C. | N.C. | N.C. | N.C. | N.C. | N.C. |
| 0 | 0 | 0 | 0 | 0 | 0 | 0 | B | 0 | 0 | 0 | A | B | A | B | C | C |
| ≥ 36 Dry ≤ 24 Wet | ≥ 36 Dry ≤ 24 Wet | ≥ 36 Dry ≤ 24 Wet | ≥ 36 Dry ≤ 24 Wet | ≥ 36 Dry ≤ 24 Wet | ≥ 36 Dry ≤ 24 Wet | ≥ 36 Dry ≤ 24 Wet | ≥ 36 Dry ≤ 24 Wet | ≥ 36 Dry ≤ 24 Wet | ≥ 36 Dry ≤ 24 Wet | ≥ 36 Dry ≤ 24 Wet | ≥ 36 Dry ≤ 24 Wet | ≥ 36 Dry ≤ 24 Wet | ● | ≥ 36 Dry ≤ 24 Wet | ● | ≥ 36 Dry ≤ 24 Wet |
| - | - | - | - | - | - | - | Class P3 | - | - | - | ●● | Class P3 | ●● | Class P3 | Class P3 | Class P4 |
| - | - | - | - | - | - | - | Class C2 | - | - | - | ●●● | Class C2 | ●●● | Class C2 | Class C2 | Class C3 |
| > 0,40 Asciutto < 0,40 Bagnato | > 0,40 Asciutto < 0,40 Bagnato | > 0,40 Asciutto < 0,40 Bagnato | > 0,40 Asciutto < 0,40 Bagnato | > 0,40 Asciutto < 0,40 Bagnato | > 0,40 Asciutto < 0,40 Bagnato | > 0,40 Asciutto < 0,40 Bagnato | > 0,40 Asciutto < 0,40 Bagnato | > 0,40 Asciutto < 0,40 Bagnato | > 0,40 Asciutto < 0,40 Bagnato | > 0,40 Asciutto < 0,40 Bagnato | > 0,40 Asciutto < 0,40 Bagnato | > 0,40 Asciutto < 0,40 Bagnato | > 0,40 Asciutto < 0,40 Bagnato | > 0,40 Asciutto < 0,40 Bagnato | > 0,40 Asciutto < 0,40 Bagnato | > 0,40 Asciutto < 0,40 Bagnato |
| dry DCOF ≥ 0,42 | dry DCOF ≥ 0,42 | dry DCOF ≥ 0,42 | dry DCOF ≥ 0,42 | dry DCOF ≥ 0,42 | dry DCOF ≥ 0,42 | dry DCOF ≥ 0,42 | wet DCOF ≥ 0,50 | dry DCOF ≥ 0,42 | dry DCOF ≥ 0,42 | dry DCOF ≥ 0,42 | wet DCOF ≥ 0,42 | wet DCOF ≥ 0,50 | wet DCOF ≥ 0,42 | wet DCOF ≥ 0,50 | wet DCOF ≥ 0,55 | wet DCOF ≥ 0,55 |

● PTV ≥ 36 Wet on demand - su richiesta ●● P3 on demand - su richiesta ●●● C2 on demand - su richiesta



PRODUCT
FINDER



SURFACE
RANGE



COMPANY



COLLECTIONS



LARGE SIZES



SLABS FOR
COUNTERTOPS
& FURNITURE



BATHROOM
FURNITURE
& TABLES



FACADES



TECHNICAL
SPECIFICATIONS



Porcelain tiles technical features

| | | Requirements for nominal size N Requisiti per dimensione nominale N | | | MARVEL X | | | | | | |
|---|--|--|--|--|--|--|--|--|--|--|--|
| | | 7 cm ≤ N < 15 cm (mm) | N ≥ 15 cm (%) (mm) | | Silk ± 6 mm | Silk ± 9 mm | Polished ± 6 mm | Polished ± 9 mm | Matte Sensitech ± 9 mm | Outdoor Sensitech ± 20 mm | |
| Regularity characteristics | Length and width Lunghezza e larghezza | ISO 10545-2 | ± 0,9 (*) Non-rect. ± 0,4 (*) Rect. | ± 0,6 (*) Non-rect. ± 0,3 (*) Rect. | ± 2,0 (*) Non-rect. ± 1,0 (*) Rect. | Suitable for Conforme | Suitable for Conforme | Suitable for Conforme | Suitable for Conforme | Suitable for Conforme | Suitable for Conforme |
| | Thickness Spessore | | ± 0,5 (**) | ± 5 (**) | ± 0,5 (**) | Suitable for Conforme | Suitable for Conforme | Suitable for Conforme | Suitable for Conforme | Suitable for Conforme | Suitable for Conforme |
| | Straightness of sides Rettilineità degli spigoli | | ± 0,8 (***) Non-rect. ± 0,4 (***) Rect. | ± 0,5 (***) Non-rect. ± 0,3 (***) Rect. | ± 1,5 (***) Non-rect. ± 0,8 (***) Rect. | Suitable for Conforme | Suitable for Conforme | Suitable for Conforme | Suitable for Conforme | Suitable for Conforme | Suitable for Conforme |
| Surface flatness | Rectangularity (Measurement only on short edges when L/l ≥ 3) Ortogonalità (Misurazione da condurre solo sui lati corti quando L/l ≥ 3) | ISO 10545-2 | ± 0,8 (****) Non-rect. ± 0,4 (****) Rect. | ± 0,5 (****) Non-rect. ± 0,3 (****) Rect. | ± 2,0 (****) Non-rect. ± 1,5 (****) Rect. | Suitable for Conforme | Suitable for Conforme | Suitable for Conforme | Suitable for Conforme | Suitable for Conforme | Suitable for Conforme |
| | Surface flatness Planarità | | c.c. ± 0,8 Non-rect. c.c. ± 0,6 Rect. | c.c. ± 0,5 Non-rect. c.c. ± 0,4 Rect. | c.c. ± 2,0 Non-rect. c.c. ± 1,8 Rect. | Suitable for Conforme | Suitable for Conforme | Suitable for Conforme | Suitable for Conforme | Suitable for Conforme | Suitable for Conforme |
| | | | e.c. ± 0,8 Non-rect. e.c. ± 0,6 Rect. | e.c. ± 0,5 Non-rect. e.c. ± 0,4 Rect. | e.c. ± 2,0 Non-rect. e.c. ± 1,8 Rect. | Suitable for Conforme | Suitable for Conforme | Suitable for Conforme | Suitable for Conforme | Suitable for Conforme | Suitable for Conforme |
| Structural characteristics | Water absorption (in % by mass) Massa d'acqua assorbita (come % della massa) | ISO 10545-3 | E _s ≤ 0,5% Individual max 0,6% E _s ≤ 0,5% Valore max singolo 0,6% | | | ≤ 0,1% | ≤ 0,1% | ≤ 0,1% | ≤ 0,1% | ≤ 0,1% | ≤ 0,1% |
| | | ASTM C373-18 | Requirement ANSI A137.1 Water Absorption Max ≤ 0,5% | | | ≤ 0,5% | ≤ 0,5% | ≤ 0,5% | ≤ 0,5% | ≤ 0,5% | ≤ 0,5% |
| Bulk mechanical characteristics | Breaking strength Sforzo di rottura | ISO 10545-4 | S ≥ 700N (for thickness < 7,5 mm - per spessore < 7,5 mm) S ≥ 1300N (for thickness ≥ 7,5 mm - per spessore ≥ 7,5 mm) | | | S ≥ 1000 N | S ≥ 1500 N | S ≥ 1000 N | S ≥ 1500 N | S ≥ 1500 N | S ≥ 10000 N |
| | Modulus of rupture Resistenza alla flessione | | R ≥ 35 N/mm ² | | | R ≥ 40 N/mm ² | R ≥ 40 N/mm ² | R ≥ 40 N/mm ² | R ≥ 40 N/mm ² | R ≥ 40 N/mm ² | R ≥ 45 N/mm ² |
| Surface mechanical characteristics | Bending strength and breaking load Resistenza a flessione e al carico di rottura (4)(5) | EN 1339 Annex F | - | | | - | - | - | - | - | ≥ U4 60x120 |
| | Impact resistance, as coefficient of restitution Resistenza all'impatto, espresso come coefficiente di restituzione | ISO 10545-5 | Declared value Valore dichiarato | | | ≥ 0,55 | ≥ 0,55 | ≥ 0,55 | ≥ 0,55 | ≥ 0,55 | ≥ 0,55 |
| Thermal and hygrometric characteristics | Resistance to deep abrasion of unglazed tiles (removed volume) Resistenza all'abrasione profonda delle piastrelle non smaltate (volume materiale asportato) | ISO 10545-6 | ≤ 175 mm ³ | | | ≤ 150 mm ³ | ≤ 150 mm ³ | ≤ 150 mm ³ | ≤ 150 mm ³ | ≤ 150 mm ³ | ≤ 150 mm ³ |
| | Coefficient of thermal linear expansion Coefficiente di dilatazione termica lineare | ISO 10545-8 | Declared value Valore dichiarato | | | ≤ 7MK ⁻¹ | ≤ 7MK ⁻¹ | ≤ 7MK ⁻¹ | ≤ 7MK ⁻¹ | ≤ 7MK ⁻¹ | ≤ 7MK ⁻¹ |
| Physical properties | Thermal shock resistance Resistenza agli sbalzi termici | ISO 10545-9 | Pass according to EN ISO 10545-1 Test superato in accordo con ISO 10545-1 | | | Resistant Resiste | Resistant Resiste | Resistant Resiste | Resistant Resiste | Resistant Resiste | Resistant Resiste |
| | Moisture expansion (mm/m) Dilatazione all'umidità (mm/m) | ISO 10545-10 | Declared value Valore dichiarato | | | ≤ 0,01% (0,1mm/m) | ≤ 0,01% (0,1mm/m) | ≤ 0,01% (0,1mm/m) | ≤ 0,01% (0,1mm/m) | ≤ 0,01% (0,1mm/m) | ≤ 0,01% (0,1mm/m) |
| Chemical characteristics | Frost resistance Resistenza al gelo | ISO 10545-12 | Pass according to EN ISO 10545-1 Test superato in accordo con ISO 10545-1 | | | Resistant Resiste | Resistant Resiste | Resistant Resiste | Resistant Resiste | Resistant Resiste | Resistant Resiste |
| | Bond strength/adhesion for improved cementitious adhesives Adesione a trazione con adesivi cementizi migliorati | EN 12004-2 | Declared value Valore dichiarato | | | ≥ 1,0 N/mm ² (Class C2 - EN 12004) | ≥ 1,0 N/mm ² (Class C2 - EN 12004) | ≥ 1,0 N/mm ² (Class C2 - EN 12004) | ≥ 1,0 N/mm ² (Class C2 - EN 12004) | ≥ 1,0 N/mm ² (Class C2 - EN 12004) | ≥ 1,0 N/mm ² (Class C2 - EN 12004) |
| Safety characteristics (1)(2) | Reaction to fire Reazione al fuoco | - | Class A1 or A1 _s Classe A1 oppure A1 _s | | | A1 - A1 _s | A1 - A1 _s | A1 - A1 _s | A1 - A1 _s | A1 - A1 _s | A1 - A1 _s |
| | Resistance to household chemicals and swimming pool salts Resistenza ai prodotti chimici di uso domestico ed agli additivi per piscina | ISO 10545-13 | Minimum Class B Classe minima B | | | A | A | A | A | A | A |
| | Resistance to low concentrations of acids and alkalis Resistenza a basse concentrazioni di acidi e alcali | | Declared Class Classe dichiarata | | | LA | LA | LA | LA | LA | LA |
| Resistance to high concentrations of acids and alkalis Resistenza ad alte concentrazioni di acidi e alcali | Declared Class Classe dichiarata | | | HA | HA | - | - | HA | HA | | |
| Safety characteristics (1)(2) | Resistance to staining, for unglazed tiles Resistenza alle macchie per piastrelle non smaltate | ISO 10545-14 | Declared Class Classe dichiarata | | | 5 | 5 | 5 | 5 | 5 | 5 |
| | Shod Ramp Test Metodo della rampa "calzato" | DIN EN 16165 ANNEX B (EX DIN 51130) | Declared value Valore dichiarato | | | N.C. | N.C. | N.C. | N.C. | R10 | R11 |
| | Barfoot Ramp Test Metodo della rampa a piedi nudi | DIN EN 16165 ANNEX A (EX DIN 51097) | Declared value Valore dichiarato | | | 0 | 0 | 0 | 0 | B | C |
| | | BS EN 16165 ANNEX C (EX BS 7976) | PTV ≥ 36 classifies the surface as "low slip risk" | | | ≥ 36 Dry ≤ 24 Wet | ≥ 36 Dry ≤ 24 Wet | ≥ 36 Dry ≤ 24 Wet | ≥ 36 Dry ≤ 24 Wet | ≥ 36 Dry ≥ 36 Wet | ≥ 36 Dry ≥ 36 Wet |
| | Pendulum Friction Test Metodo del Pendolo | AS 4586 | Declared Classification of the new pedestrian surface materials according to the Pendulum Test | | | - | - | - | - | Class P3 | Class P4 |
| | | UNE EN 16165 ANNEX C (EX UNE 41901 EX:2017) | Declared value Valore dichiarato | | | - | - | - | - | Class C2 | Class C3 |
| Safety characteristics (1)(2) | Coefficient of friction (COF) Coefficiente di attrito | B.C.R.A. Rep. CEC/81 | D.M. 236/89 del 14/06/89 μ>0,40 per elemento scivolante cuoio su pavimentazione asciutta μ>0,40 per elemento scivolante gomma dura su pavimentazione bagnata | | | > 0,40 Asciutto < 0,40 Bagnato | > 0,40 Asciutto < 0,40 Bagnato | > 0,40 Asciutto < 0,40 Bagnato | > 0,40 Asciutto < 0,40 Bagnato | > 0,40 Asciutto > 0,40 Bagnato | > 0,40 Asciutto > 0,40 Bagnato |
| | Dynamic coefficient of friction (DCOF) Coefficiente di attrito dinamico | ANSI A 326.3 | - | | | dry DCOF ≥ 0,42 | dry DCOF ≥ 0,42 | dry DCOF ≥ 0,42 | dry DCOF ≥ 0,42 | wet DCOF ≥ 0,50 | wet DCOF ≥ 0,55 |

Technical feature - Caratteristiche tecniche - Caractéristiques techniques - Technische Daten - Características técnicas - Технические характеристики

| NORDE | | | | PRISM | | | | |
|--|--|--|--|--|--|--|--|--|
| Matte Sensitech ± 9 mm | Grip Sensitech ± 9 mm | Roccia ± 9 mm | Outdoor Sensitech ± 20 mm | Matte ± 6 mm | Matte Sensitech ± 9 mm | Silk ± 9 mm | Grip Sensitech ± 9 mm | Outdoor Sensitech ± 20 mm |
| Suitable for Conforme | Suitable for Conforme | Suitable for Conforme | Suitable for Conforme | Suitable for Conforme | Suitable for Conforme | Suitable for Conforme | Suitable for Conforme | Suitable for Conforme |
| Suitable for Conforme | Suitable for Conforme | Suitable for Conforme | Suitable for Conforme | Suitable for Conforme | Suitable for Conforme | Suitable for Conforme | Suitable for Conforme | Suitable for Conforme |
| Suitable for Conforme | Suitable for Conforme | Suitable for Conforme | Suitable for Conforme | Suitable for Conforme | Suitable for Conforme | Suitable for Conforme | Suitable for Conforme | Suitable for Conforme |
| Suitable for Conforme | Suitable for Conforme | Suitable for Conforme | Suitable for Conforme | Suitable for Conforme | Suitable for Conforme | Suitable for Conforme | Suitable for Conforme | Suitable for Conforme |
| Not applicable to 'strong' structures Non applicabile a strutture forti Not applicable to 'strong' structures Non applicabile a strutture forti | | | | Suitable for Conforme | Suitable for Conforme | Suitable for Conforme | Suitable for Conforme | Suitable for Conforme |
| ≤ 0,1% | ≤ 0,1% | ≤ 0,1% | ≤ 0,1% | ≤ 0,1% | ≤ 0,1% | ≤ 0,1% | ≤ 0,1% | ≤ 0,1% |
| ≤ 0,5% | ≤ 0,5% | ≤ 0,5% | ≤ 0,5% | ≤ 0,5% | ≤ 0,5% | ≤ 0,5% | ≤ 0,5% | ≤ 0,5% |
| S ≥ 1500 N | S ≥ 1500 N | S ≥ 1500 N | S ≥ 10000 N | S ≥ 1000 N | S ≥ 1500 N | S ≥ 1500 N | S ≥ 1500 N | S ≥ 10000 N |
| R ≥ 40 N/mm ² | R ≥ 40 N/mm ² | R ≥ 40 N/mm ² | R ≥ 45 N/mm ² | R ≥ 40 N/mm ² | R ≥ 40 N/mm ² | R ≥ 40 N/mm ² | R ≥ 40 N/mm ² | R ≥ 45 N/mm ² |
| - | - | - | ≥ T11 60x60 | - | - | - | - | ≥ U11 80x80 |
| ≥ 0,55 | ≥ 0,55 | ≥ 0,55 | ≥ 0,55 | ≥ 0,55 | ≥ 0,55 | ≥ 0,55 | ≥ 0,55 | ≥ 0,55 |
| ≤ 150 mm ³ | ≤ 150 mm ³ | ≤ 150 mm ³ | ≤ 150 mm ³ | ≤ 150 mm ³ | ≤ 150 mm ³ | ≤ 150 mm ³ | ≤ 150 mm ³ | ≤ 150 mm ³ |
| ≤ 7 MK ⁻¹ | ≤ 7 MK ⁻¹ | ≤ 7 MK ⁻¹ | ≤ 7 MK ⁻¹ | ≤ 7 MK ⁻¹ | ≤ 7 MK ⁻¹ | ≤ 7 MK ⁻¹ | ≤ 7 MK ⁻¹ | ≤ 7 MK ⁻¹ |
| Resistant Resiste | Resistant Resiste | Resistant Resiste | Resistant Resiste | Resistant Resiste | Resistant Resiste | Resistant Resiste | Resistant Resiste | Resistant Resiste |
| ≤ 0,01% (0,1mm/m) | ≤ 0,01% (0,1mm/m) | ≤ 0,01% (0,1mm/m) | ≤ 0,01% (0,1mm/m) | ≤ 0,01% (0,1mm/m) | ≤ 0,01% (0,1mm/m) | ≤ 0,01% (0,1mm/m) | ≤ 0,01% (0,1mm/m) | ≤ 0,01% (0,1mm/m) |
| Resistant Resiste | Resistant Resiste | Resistant Resiste | Resistant Resiste | Resistant Resiste | Resistant Resiste | Resistant Resiste | Resistant Resiste | Resistant Resiste |
| ≥ 1,0 N/mm ² (Class C2 - EN 12004) | ≥ 1,0 N/mm ² (Class C2 - EN 12004) | ≥ 1,0 N/mm ² (Class C2 - EN 12004) | ≥ 1,0 N/mm ² (Class C2 - EN 12004) | ≥ 1,0 N/mm ² (Class C2 - EN 12004) | ≥ 1,0 N/mm ² (Class C2 - EN 12004) | ≥ 1,0 N/mm ² (Class C2 - EN 12004) | ≥ 1,0 N/mm ² (Class C2 - EN 12004) | ≥ 1,0 N/mm ² (Class C2 - EN 12004) |
| A1 - A1 _s | A1 - A1 _s | A1 - A1 _s | A1 - A1 _s | A1 - A1 _s | A1 - A1 _s | A1 - A1 _s | A1 - A1 _s | A1 - A1 _s |
| A | A | A | A | A | A | A | A | A |
| LA | LA | LA | LA | LA | LA | LA | LA | LA |
| HA | HA | HA | HA | HA | HA | HA | HA | HA |
| 5 | 5 | 5 | 5 | 5 | 5 | 5 | 5 | 5 |
| R10 | R11 | R12 | R11 | R9 | R10 | N.C. | R11 | R11 |
| B | C | C | C | A | B | 0 | C | C |
| ≥ 36 Dry ≥ 36 Wet | ≥ 36 Dry ≥ 36 Wet | ≥ 36 Dry ≥ 36 Wet | ≥ 36 Dry ≥ 36 Wet | ● | ≥ 36 Dry ≥ 36 Wet | ≥ 36 Dry ≤ 24 Wet | ≥ 36 Dry ≥ 36 Wet | ≥ 36 Dry ≥ 36 Wet |
| Class P3 | Class P4 | Class P4 | Class P4 | ●● | Class P3 | - | Class P4 | Class P4 |
| Class C2 | Class C3 | Class C3 | Class C3 | ●●● | Class C2 | - | Class C3 | Class C3 |
| > 0,40 Asciutto > 0,40 Bagnato | > 0,40 Asciutto > 0,40 Bagnato | > 0,40 Asciutto > 0,40 Bagnato | > 0,40 Asciutto > 0,40 Bagnato | > 0,40 Asciutto > 0,40 Bagnato | > 0,40 Asciutto > 0,40 Bagnato | > 0,40 Asciutto > 0,40 Bagnato | > 0,40 Asciutto > 0,40 Bagnato | > 0,40 Asciutto > 0,40 Bagnato |
| wet DCOF ≥ 0,50 | wet DCOF ≥ 0,55 | wet DCOF ≥ 0,55 | wet DCOF ≥ 0,55 | wet DCOF ≥ 0,42 | wet DCOF ≥ 0,50 | dry DCOF ≥ 0,42 | wet DCOF ≥ 0,55 | wet DCOF ≥ 0,55 |

● PTV ≥ 36 Wet on demand - su richiesta ●● P3 on demand - su richiesta ●●● C2 on demand - su richiesta

Wall Tiles

Technical Specification

| | | | | | |
|---------------------|----------------------|------------|---|--------|------|
| Complies with | EN 14411 (ISO 13006) | Appendix | L | Group | BIII |
| Conforme alla norma | EN 14411 (ISO 13006) | Appendice | L | Gruppo | BIII |
| Conforme à la norme | EN 14411 (ISO 13006) | Appendice | L | Groupe | BIII |
| Entsprechend | EN 14411 (ISO 13006) | Anhang | L | Gruppe | BIII |
| Conforme a la norma | EN 14411 (ISO 13006) | Apéndice | L | Grupo | BIII |
| Соответствует норме | EN 14411 (ISO 13006) | Приложение | L | Группа | BIII |

- (*) **The permissible deviation, in % or mm, of the average size for each tile (2 or 4 sides) from work size (WS).**
Deviazione ammissibile, in % oppure mm, della dimensione media di ogni piastrella (2 oppure 4 lati) dalla dimensione di fabbricazione (WS).
- (**) **The permissible deviation, in % or mm, of the average thickness for each tile from the work size thickness (WS).**
Deviazione ammissibile, in % oppure mm, dello spessore medio di ogni piastrella dallo spessore riportato nella dimensione di fabbricazione (WS).
- (***) **The maximum permissible deviation from straightness, in % or mm, related to the corresponding work sizes (WS).**
Deviazione massima ammissibile di rettilineità, in % oppure mm, in rapporto alle dimensioni di fabbricazione (WS) corrispondenti.
- (****) **The maximum permissible deviation from rectangularity, in % or mm, related to the corresponding work sizes (WS).**
Deviazione massima ammissibile di ortogonalità, in % oppure mm, in rapporto alle dimensioni di fabbricazione (WS) corrispondenti.
- c.c. **The maximum permissible deviation from centre curvature, in % or mm, related to diagonal calculated from the work sizes (WS).**
Deviazione massima ammissibile della curvatura del centro, in % oppure mm, in rapporto alla diagonale calcolata secondo le dimensioni di fabbricazione (WS).
- e.c. **The maximum permissible deviation from edge curvature, in % or mm, related to the corresponding work sizes (WS).**
Deviazione massima ammissibile della curvatura dello spigolo, in % oppure mm, in rapporto alle dimensioni di fabbricazione (WS) corrispondenti.
- w. **The maximum permissible deviation from warpage, in % or mm, related to diagonal calculated from the work sizes (WS).**
Deviazione massima ammissibile dello svergolamento, in % oppure mm, in rapporto alla diagonale calcolata secondo le dimensioni di fabbricazione (WS).

Technical feature symbols

| | | | |
|---|--------------|--|---|
| Dimensions Dimensioni Dimensions Maße Tamaño Размер | ISO 10545-2 | | Length and width / Lunghezza e larghezza Longuer et largeur / Länge und Breite / Longitud y anchura / Размеры сторон (*) |
| | | | Thickness / Spessore Epaisseur / Stärke / Grosor / Толщина (**) |
| | | | Straightness of sides / Rettilineità degli spigoli Rectitude des aretes / Kantengeradheit / Rectilineidad de las aristas / Кривизна сторон (***) |
| | | Rectangularity / Ortogonalità Orthogonalite / Rechtwinkligkeit / Ortogonalidad / Косоугольность (****) | |
| | | | SURFACE FLATNESS / PLANARITÀ Planimetrie / Ebenflächigkeit / Planaridad / Кривизна лицевой поверхности c.c. e.c. ws. |
| | ISO 10545-3 | | Water absorption / Massa d'acqua assorbita Masse d'eau absorbée / Aufgenommene Wassermasse / Peso de agua absorbida / Водопоглощение |
| | ISO 10545-4 | | BREAKING STRENGTH / Sforzo di rottura Force de rupture / Bruchlast / Esfuerzo de ruptura / Усилие на излом Modulus of rupture / Resistenza alla flessione Résistance à la flexion / Biegefestigkeit / Resistencia a la flexión / Устойчивость к изгибу |
| | ISO 10545-8 | | Coefficient of thermal linear expansion / Coefficiente di dilatazione termica lineare Coefficient de dilatation thermique linéique / Lineare thermische Dehnung Coeficiente de dilatación térmica lineal / Коэффициент линейного расширения |
| Physical properties Proprietà fisiche Proprietes physiques Physikalische Eigenschaften Propiedades físicas Физические характеристики | ISO 10545-9 | | Thermal shock resistance / Resistenza agli sbalzi termici Résistance aux écarts de température / Temperaturwechselbeständigkeit Resistencia a los cambios de temperatura / Устойчивость к перепаду температур |
| | ISO 10545-10 | | Moisture expansion (in mm/m) / Dilatazione all'umidità (in mm/m) Dilatation à l'humidité (en mm/m) / Feuchtigkeitsausdehnung (in mm/m) Dilatación por la humedad (en mm/m) / Расширение под воздействием влаги (в мм/м) |
| | ISO 10545-11 | | Crazing resistance / Resistenza al cavillo Résistance aux craquelurés / Haarriss-Beständigkeit / Resistencia a grietas / Устойчивость эмали к краquelюру (старению) |
| | EN 1348 | | Bond strength/adhesion for improved cementitious adhesives / Adesione a trazione con adesivi cementizi migliorati Adhérence par traction avec des ciments-colle améliorés / Scherfestigkeit mit verbesserten zementhaltigen Klebern Adherencia a tracción con adhesivos cementosos mejorados Прочность на растяжение при приклеивании улучшенными цементными клеями |
| - | | | Reaction to fire / Reazione al fuoco Réaction au feu / Brandverhalten / Reacción al fuego / Огнестойкость |
| Chemical properties Proprietà chimiche Proprietes chimiques Chemische eigenschaften Propiedades quimicas Химические характеристики | ISO 10545-13 | | Resistance to household chemicals and swimming pool salts Resistenza ai prodotti chimici di uso domestico ed agli additivi per piscina Résistance aux produits chimiques à usage domestique et aux adjuvants pour piscine Beständigkeit gegen Haushaltschemikalien und Badewasserzusätze Resistencia a los productos químicos de uso doméstico Стойкость к химикатам, используемым в быту и для бассейнов Resistance to low concentrations of acids and alkalis / Resistenza a basse concentrazioni di acidi e alcali Résistance aux acides et aux alcalis à basse concentration / Beständigkeit gegen niedrigkonzentrierte Säuren und Laugen Resistencia a los ácidos y bases de baja concentración / Сопротивление кислотам и щелочам низкой концентрации |
| | | | Resistance to high concentrations of acids and alkalis / Resistenza ad alte concentrazioni di acidi e alcali Résistance aux acides et aux alcalis à haute concentration / Beständigkeit gegen hochkonzentrierte Säuren und Laugen Resistencia a los ácidos y bases de alta concentración / Сопротивление кислотам и щелочам низкой концентрации |
| | ISO 10545-14 | | Resistance to STAINING / Resistenza alle macchie Résistance aux taches / Widerstand gegen Fleckenbildung / Resistencia a las manchas / Устойчивость эмали к загрязнению |
| | ISO 10545-15 | | Release of dangerous substances: Cadmium (in mg/dm²) and Lead (in mg/dm²) Rilascio di sostanze pericolose: Cadmio (in mg/dm²) e Piombo (in mg/dm²) Emission de substances dangereuses: Cadmium (mg/dm²) et Plomb (mg/dm²) Emission von gefährlichen Stoffen: Cadmium (mg/dm²) und Blei (mg/dm²) Emisión de sustancias peligrosas: Cadmio (mg/dm²) y Plomo (mg/dm²) Выделение вредных веществ: кадмия (в мг/дм²) и свинца (в мг/дм²) |

Technical features - Caratteristiche tecniche - Caractéristiques techniques - Technische Daten - Características técnicas - Технические характеристики

INDEX



PRODUCT
FINDER



SURFACE
RANGE



COMPANY



COLLECTIONS



LARGE SIZES



SLABS FOR
COUNTERTOPS
& FURNITURE



BATHROOM
FURNITURE
& TABLES



FACADES




TECHNICAL
SPECIFICATIONS




atlasPLAN


Technical Specification



162x324 cm - 63³/₄"x127¹/₂"
SINGLE SLAB NOT RECTIFIED



159x324 cm - 62³/₄"x127¹/₂"
SINGLE SLAB NOT RECTIFIED



160x320 cm - 63"x126"
RECTIFIED MONOCALIBER

| | | | | | |
|---------------------|----------------------|------------|---|--------|-----|
| Complies with | EN 14411 (ISO 13006) | Appendix | G | Group | Bla |
| Conforme alla norma | EN 14411 (ISO 13006) | Appendice | G | Gruppo | Bla |
| Conforme à la norme | EN 14411 (ISO 13006) | Appendice | G | Groupe | Bla |
| Entsprechend | EN 14411 (ISO 13006) | Anhang | G | Gruppe | Bla |
| Conforme a la norma | EN 14411 (ISO 13006) | Apéndice | G | Grupo | Bla |
| Соответствует норме | EN 14411 (ISO 13006) | Приложение | G | Группа | Bla |

- (*) **The permissible deviation, in % or mm, of the average size for each tile (2 or 4 sides) from work size (WS).**
Deviazione ammissibile, in % oppure mm, della dimensione media di ogni piastrella (2 oppure 4 lati) dalla dimensione di fabbricazione (WS).
- (**) **The permissible deviation, in % or mm, of the average thickness for each tile from the work size thickness (WS).**
Deviazione ammissibile, in % oppure mm, dello spessore medio di ogni piastrella dallo spessore riportato nella dimensione di fabbricazione (WS).
- (***) **The maximum permissible deviation from straightness, in % or mm, related to the corresponding work sizes (WS).**
Deviazione massima ammissibile di rettilineità, in % oppure mm, in rapporto alle dimensioni di fabbricazione (WS) corrispondenti.
- (****) **The maximum permissible deviation from rectangularity, in % or mm, related to the corresponding work sizes (WS).**
Deviazione massima ammissibile di ortogonalità, in % oppure mm, in rapporto alle dimensioni di fabbricazione (WS) corrispondenti.
- c.c. **The maximum permissible deviation from centre curvature, in % or mm, related to diagonal calculated from the work sizes (WS).**
Deviazione massima ammissibile della curvatura del centro, in % oppure mm, in rapporto alla diagonale calcolata secondo le dimensioni di fabbricazione (WS).
- e.c. **The maximum permissible deviation from edge curvature, in % or mm, related to the corresponding work sizes (WS).**
Deviazione massima ammissibile della curvatura dello spigolo, in % oppure mm, in rapporto alle dimensioni di fabbricazione (WS) corrispondenti.
- w. **The maximum permissible deviation from warpage, in % or mm, related to diagonal calculated from the work sizes (WS).**
Deviazione massima ammissibile dello svergolamento, in % oppure mm, in rapporto alla diagonale calcolata secondo le dimensioni di fabbricazione (WS).
- (1) **Determination of slip resistance of pedestrian surfaces; it does not cover sports surfaces and road surfaces for vehicles (skid resistance).**
Determinazione della resistenza allo scivolamento delle superfici pedonabili; non si applica alle pavimentazioni sportive ed alle pavimentazioni stradali veicolari.
- (2) **Anti-slip performance is guaranteed at the time of delivery of the product.**
Le prestazioni anti-slip vengono garantite al momento della consegna del prodotto.
- (3) **However, tiles with a DCOF of 0.42 or greater are not necessarily suitable for all projects. The specifier shall determine tiles appropriate for specific project conditions, considering by way of example, but not in limitation, type of use, traffic, expected contaminants, expected maintenance, expected wear, and manufacturers' guidelines and recommendations.***
- (4) **For further details, please refer to outdoor design general catalogue. Per maggiori informazioni riferirsi al catalogo generale Outdoor Design.**
- (5) **Only for products with 20 mm thickness. Solo per prodotti a 20mm di spessore.**



Technical features

| | | | Requirements for nominal size N Requisiti per dimensione nominale N | | | 162x324 cm - 63 ³ / ₄ "x127 ¹ / ₂ " 159x324 cm - 62 ³ / ₄ "x127 ¹ / ₂ " Not Rectified | | | 160x320 cm - 63"x126" Rectified | | |
|---|---|-------------------------------------|---|---|---|---|----------------|---|---|----------|--|
| | | | N ≥ 15 cm | | Silk | Matte Hammered Leathered | Polished Satin | Silk | Matte Hammered | Polished | |
| | | | (%) | (mm) | | | | | | | |
| Regularity characteristics | Length and width Lunghezza e larghezza | ISO 10545-2 | ± 0.3 (*) | ± 1 (*) | N.A. | | | Suitable for Conformance | | | |
| | Thickness Spessore | | ± 5 (**) | ± 0.5 (**) | Suitable for Conformance | | | Suitable for Conformance | | | |
| | Straightness of sides Rettilineità degli spigoli | | ± 0.3 (***) | ± 0.8 (***) | N.A. | | | Suitable for Conformance | | | |
| | Rectangularity (Measurement only on short edges when L/l ≥ 3) Ortogonalità (Misurazione da condurre solo sui lati corti quando L/l ≥ 3) | | ± 0.3 (****) | ± 1.5 (****) | N.A. | | | Suitable for Conformance | | | |
| | Surface flatness Planarità | | c.c. ± 0.4 e.c. ± 0.4 w. ± 0.4 | c.c. ± 1.8 e.c. ± 1.8 w. ± 1.8 | Suitable for Conformance | | | Suitable for Conformance | | | |
| Structural characteristics | Water absorption Massa d'acqua assorbita | ISO 10545-3 | E _s ≤ 0.5% Individual max 0.6% E _s ≤ 0.5% Valore max singolo 0.6% | | | ≤ 0.1 % | | | ≤ 0.1 % | | |
| | | ASTM C373-18 | Requirement ANSI A137.1 Water Absorption Max ≤ 0.5% | | | ≤ 0.5 % | | | ≤ 0.5 % | | |
| Bulk mechanical characteristics | Breaking strength Sforzo di rottura | ISO 10545-4 | S ≥ 700 N for thickness < 7,5mm per spessore < 7,5mm | S ≥ 1300 N for thickness ≥ 7,5mm per spessore ≥ 7,5mm | 12 mm → S ≥ 3500N 20 mm → S ≥ 10000N | | | S ≥ 1000N | | | |
| | Modulus of rupture Resistenza alla flessione | | R ≥ 35 N/mm ² | | R ≥ 40 N/mm ² | | | R ≥ 40 N/mm ² | | | |
| | Impact resistance, as coefficient of restitution Resistenza all'impatto, espresso come coefficiente di restituzione | | ISO 10545-5 | Declared value Valore dichiarato | | ≥ 0,55 | | | ≥ 0,55 | | |
| Surface mechanical characteristics | Resistance to deep abrasion of unglazed tiles (removed volume) Resistenza all'abrasione profonda delle piastrelle non smaltate (volume materiale asportato) | ISO 10545-6 | ≤ 175 mm ³ | | Suitable for Conformance | | | Suitable for Conformance | | | |
| | Coefficient of thermal linear expansion Coefficiente di dilatazione termica lineare | ISO 10545-8 | Declared value Valore dichiarato | | ≤ 7 MK ⁻¹ | | | ≤ 7 MK ⁻¹ | | | |
| Thermal and hygrometric characteristics | Thermal shock resistance Resistenza agli sbalzi termici | ISO 10545-9 | Pass according to EN ISO 10545-1 Test superato in accordo con ISO 10545-1 | | | Resistant Resiste | | | Resistant Resiste | | |
| | Moisture expansion (in mm/m) Dilatazione all'umidità (in mm/m) | ISO 10545-10 | Declared value Valore dichiarato | | ≤ 0,01% (0,1mm/m) | | | ≤ 0,01% (0,1mm/m) | | | |
| | Frost resistance Resistenza al gelo | ISO 10545-12 | Pass according to EN ISO 10545-1 Test superato in accordo con ISO 10545-1 | | | Resistant Resiste | | | Resistant Resiste | | |
| Physical properties | Bond strength/adhesion for improved cementitious adhesives Adesione a trazione con adesivi cementizi migliorati | EN 1348 | Declared value Valore dichiarato | | ≥ 1.0 N/mm ² (Class C2 - EN 12004) | | | ≥ 1.0 N/mm ² (Class C2 - EN 12004) | | | |
| | Reaction to fire Reazione al fuoco | - | A1 or Afl | | A1 without fiberglass - A2 with fiberglass | | | A1 - Afl | | | |
| Chemical characteristics | Resistance to household chemicals and swimming pool salts Resistenza ai prodotti chimici di uso domestico ed agli additivi per piscina | ISO 10545-13 | Minimum Class B (B for unglazed tiles) Classe minima B (B per piastrelle non smaltate) | | | A | | | A | | |
| | Resistance to low concentrations of acids and alkalis Resistenza a basse concentrazioni di acidi e alcali | | Declared Class Classe dichiarata | | LA | | | LA | | | |
| | Resistance to high concentrations of acids and alkalis Resistenza ad alte concentrazioni di acidi e alcali | | Declared Class Classe dichiarata | | HA HA - | | | HA HA - | | | |
| | Resistance to staining Resistenza alle macchie | ISO 10545-14 | Declared Class Classe dichiarata | | 5 | | | 5 | | | |
| | Release of dangerous substances: Cadmium (in mg/dm ²) and Lead (in mg/dm ²) Rilascio di sostanze pericolose: Cadmio (in mg/dm ²) e Piombo (in mg/dm ²) | ISO 10545-15 | Declared value Valore dichiarato | | ≤ 0.01 mg/dm ² Cd ≤ 0.1 mg/dm ² Pb | | | ≤ 0.01 mg/dm ² Cd ≤ 0.1 mg/dm ² Pb | | | |
| Safety characteristics (1)(2) | Shod Ramp Test Metodo della rampa "calzato" | DIN EN 16165 ANNEX B (EX DIN 51130) | Declared Class Classe dichiarata | | - | | | R9 - | | | |
| | Barefoot Ramp Test Metodo della rampa a piedi nudi | DIN EN 16165 ANNEX A (EX DIN 51097) | Declared Class Classe dichiarata | | - | | | A - | | | |
| | Coefficient of friction (COF) Coefficiente di attrito | B.C.R.A. Rep. CEC/81 | D. M. 236/89 del 14/06/89 μ > 0.40 per elemento scivolante cuoio su pavimentazione asciutta μ > 0.40 per elemento scivolante gomma dura su pavimentazione bagnata | | | - | | | > 0.40 Asciutto > 0.40 Bagnato > 0.40 Asciutto > 0.40 Bagnato | | |
| | Dynamic coefficient of friction (DCOF) Coefficiente di attrito dinamico | ANSI A 326.3 | - | | | - | | | wet DCOF > 0.42 dry DCOF > 0.42 | | |
| | Resistance to scratching Resistenza alla graffiatura | UNI EN 15186:2012 met B | - | | CEN/TS 16209 Class A CEN/TS 16209 Classe A | | | CEN/TS 16209 Class A CEN/TS 16209 Classe A | | | |
| | Tendency to retain dirt Tendenza a ritenere lo sporco | UNI 9300:2015 | - | | No visible change (5) Nessun cambiamento visibile (5) | | | No visible change (5) Nessun cambiamento visibile (5) | | | |
| | Surface resistance to cold liquids Resistenza delle superfici ai liquidi freddi | UNI EN 12720:2013 | - | | CEN/TS 16209 Class A CEN/TS 16209 Classe A | | | CEN/TS 16209 Class A CEN/TS 16209 Classe A | | | |
| | Surface resistance to wet heat Resistenza delle superfici al calore umido | UNI EN 12721:2013 | - | | CEN/TS 16209 Class A CEN/TS 16209 Classe A | | | CEN/TS 16209 Class A CEN/TS 16209 Classe A | | | |
| | Surface resistance to dry heat Resistenza delle superfici al calore secco | UNI EN 12722:2013 | - | | CEN/TS 16209 Class A CEN/TS 16209 Classe A | | | CEN/TS 16209 Class A CEN/TS 16209 Classe A | | | |
| | Assessment of resistance to impact Resistenza all'urto | ISO 4211-4:1988 | - | | Maximum drop height according to thickness. Altezza massima di caduta variabile in funzione dello spessore. | | | Maximum drop height according to thickness. Altezza massima di caduta variabile in funzione dello spessore. | | | |

Destinations of use

Recommended products by intended use



HEAVY TRAFFIC

HEAVY COMMERCIAL

Malls, airports, places of worship, schools, museums, squares, hospitals, hotels – foyers, undergrounds, train stations, etc.

COMMERCIALI PESANTI

Mall, aeroporti, luoghi di culto, scuole, musei, piazze, ospedali, hotel – hall di ingresso, metropolitane, stazioni ferroviarie, ecc...



MEDIUM TRAFFIC

MEDIUM COMMERCIAL*

Restaurants, offices, shops, public restrooms, public offices, hotels except for foyers, business lounges, mandatory passageways and areas subject to the transit of trolleys with hard wheels or highly concentrated loads.

COMMERCIALI MEDI*

Ristoranti, uffici, negozi, bagni pubblici, uffici pubblici, hotel – ad esclusione delle hall di ingresso, business lounge, di passaggi obbligati e zone soggetto a transito di carrelli con ruote dure ovvero elevati carichi concentrati.



LIGHT TRAFFIC

RESIDENTIAL

Bedrooms, living rooms, studies, private kitchens, private bathrooms, etc.

RESIDENZIALI

Camere da letto, soggiorni, studi, cucine private, bagni privati...

Outdoor **Sensitech** 20 mm



Grip / Grip **Sensitech** 9 mm



Textured / Roccia 9 mm



Matte **Sensitech** 9 mm



Matte 9 mm



Matte 6 mm



Silk 6 – 9 mm



Polished 6 – 9 mm



Velvet **Velvetch** 9 mm ⁽¹⁾



| INTENDED USES FOR OUTDOORS | | | |
|--|--|---|---|
| <p>INDUSTRIAL AND/OR COMMERCIAL AREAS FOR VEHICLES Squares, public car parks, filling stations, paving for forklift trucks, pallet jacks, trailer trucks, buses, industrial platforms, etc.</p> <p>INSTALLATION METHOD 1. LAYING WITH ADHESIVE using the "double buttering" method. Choose porcelain tile with a thickness greater than or equal to 20mm with anti-slip finish ⁽²⁾.</p> <p>AREE INDUSTRIALI E/O COMMERCIALI CARRABILI Piazze, parcheggi pubblici, stazioni di rifornimento, pavimentazioni con transito di carrelli elevatori, transpallet, autocaricoli, autobus, piattaforme industriali, ecc...</p> <p>TIPO DI POSA 1. POSA CON ADESIVI con il metodo della "doppia spalmatura". Utilizzare gres porcellanato a spessore superiore o uguale a 20mm con finitura anti-scivolo ⁽²⁾.</p> | <p>RESIDENTIAL AREAS FOR VEHICLES Outdoor courtyards, private homes, apartment complex parking lots (garages), etc. Pavements used only by cars.</p> <p>INSTALLATION METHOD LAYING WITH ADHESIVE using the "double buttering" method. Choose porcelain tiles with anti-slip finish ⁽²⁾.</p> <p>AREE RESIDENZIALI CARRABILI Cortili esterni abitazioni private, parcheggi condominiali (garage interni), ecc... Pavimentazioni a transito esclusivo di autovetture.</p> <p>TIPO DI POSA POSA CON ADESIVI con il metodo della "doppia spalmatura". Utilizzare gres porcellanato con finitura anti-scivolo ⁽²⁾.</p> | <p>AREAS FOR PEDESTRIANS ONLY Patios, gardens and walkways, terraces, balconies, urban pedestrian areas, etc.</p> <p>INSTALLATION METHOD 1. RAISED INSTALLATION AND "DRY" LAYING (on grass, sand and gravel). Choose porcelain tile with a thickness greater than or equal to 20mm with anti-slip finish ⁽²⁾. 2. LAYING WITH ADHESIVE using the "double buttering" method. Choose porcelain tiles with anti-slip finish ⁽²⁾.</p> <p>AREE SOLO PEDONABILI Patii, giardini e camminamenti, terrazze, balconi, aree urbane pedonali, ecc...</p> <p>TIPO DI POSA 1. POSA SOPRAELEVATA E A "SECCO" (su erba, sabbia e ghiaia). Utilizzare gres porcellanato a spessore superiore o uguale a 20mm con finitura anti-scivolo ⁽²⁾. 2. POSA CON ADESIVI con il metodo della "doppia spalmatura". Utilizzare gres porcellanato con finitura anti-scivolo ⁽²⁾.</p> | <p>POOL EDGES INSTALLATION METHOD LAYING WITH ADHESIVE using the "double buttering" method. Choose porcelain tiles with anti-slip finish ⁽²⁾.</p> <p>BORDI PISCINA TIPO DI POSA POSA CON ADESIVI con il metodo della "doppia spalmatura". Utilizzare gres porcellanato con finitura anti-scivolo ⁽²⁾.</p> |

* **Polished and silk finishes are recommended for low-stress residential or commercial floors where anti-slip performance is not required. The surface's shine and superior ease of cleaning are the result of in-depth studies and extensive technical research aimed at ensuring its durability over time. If the product is in direct contact with the outside, use moisture and dirt absorption devices to prevent scratches. Under no circumstances does Atlas Concorde accept responsibility for any use of the product other than as recommended above.** - Le finiture lappata e silk sono indicate per pavimenti residenziali o commerciali poco sollecitati, laddove non siano richieste prestazioni antiscivolo. La lucentezza e l'elevata facilità di pulizia della superficie sono frutto di studi approfonditi e accurate ricerche tecniche volte a garantirne la persistenza nel tempo. Se il prodotto è a diretto contatto con l'esterno, prevedere dei dispositivi di assorbimento dell'umidità e dello sporco per prevenire la formazione di graffi. Atlas Concorde non si assume in nessun caso la responsabilità per un uso del prodotto diverso da quanto consigliato sopra - Les finitions rodée et soyeuse conviennent aux sols résidentiels ou commerciaux à faibles contraintes, où la performance antidérapante n'est pas requise. La brillante et la grande facilité de nettoyage de la surface sont le résultat d'études approfondies et de recherches techniques précises visant à assurer sa persistance dans le temps. Si le produit est en contact direct avec l'extérieur, prévoyez des dispositifs d'absorption de l'humidité et de la saleté pour éviter la formation de rayures. Atlas Concorde n'accepte aucune responsabilité pour toute utilisation du produit autre que celle recommandée ci-dessus. - Die Oberflächenversionen Geläpolt und Silk eignen sich für Bodenbeläge in Wohnbereichen bzw. in gering beanspruchten Gewerberäumen, wenn keine Rutschfestigkeit erforderlich ist. Der Glanz und die einfache Reinigung der Oberfläche sind das Resultat eingehender technischer Studien, mit denen die langfristige Beständigkeit sichergestellt wurde. Kommt das Produkt direkt mit der externen Umgebung in Kontakt, so sind Feuchtigkeit und Schmutz mit geeigneten Mitteln aufzunehmen, um Kratzer zu vermeiden. Atlas Concorde haftet keinesfalls für eine nicht den vorstehenden

Empfehlungen entsprechende Verwendung des Produkts. - Los acabados lapeados y silk son adecuados para pavimentos residenciales y comerciales con poco tráfico, donde no se requiere un efecto antideslizante. El brillo y la gran facilidad de limpieza de la superficie son el resultado de profundos estudios e investigaciones técnicas precisas para asegurar su persistencia en el tiempo. Si el producto está en contacto directo con el exterior, proporcionar dispositivos de absorción de humedad y suciedad para evitar arañazos. Atlas Concorde no asume responsabilidad alguna por cualquier uso del producto distinto del recomendado anteriormente. - Лапшированная поверхность и поверхность Silk рекомендованы для полов жилых и коммерческих помещений с невысокой интенсивностью эксплуатации, в которых от покрытия не требуется характеристик сопротивления скольжению. Блеск и легкая очищаемость являются результатом глубоких исследований, направленных на создание долговечного материала. Если плитка находится в непосредственном контакте с наружной средой, необходимо предусмотреть устройства поглощения влаги и грязи во избежание образования царапин. Atlas Concorde не несет ответственности за использование изделий с нарушениями вышеприведенных рекомендаций.

⁽¹⁾ **PRECAUTIONS - VELVET IS A DELICATE SURFACE**

The **Velvet finish is a delicate surface that requires care. To preserve its beauty and ensure proper use, please refer to our instructions on page 378.**

La finitura Velvet è una superficie delicata che merita attenzione. Per mantenerne integra la bellezza e garantire un uso adeguato, consultare le nostre istruzioni pag 378.

⁽²⁾ **For the properties of slip resistance required in the aforementioned uses it is always necessary to comply with the local laws, regulations and uses, referring to the technical sheets of the selected products.** - Per le proprietà di resistenza allo scivolamento richieste nelle destinazioni d'uso sopra itate occorre sempre attenersi alle normative, leggi ed usi locali facendo riferimento alle schede tecniche dei prodotti selezionati. - Pour les propriétés de résistance à la glissade exigées par les destinations d'usage susmentionnées, il faut toujours respecter les normes, lois et réglementations locales en se référant aux fiches techniques des produits sélectionnés. - Für die von den obigen Zweckbestimmungen verlangte Rutschfestigkeit sind stets die örtlich geltenden Vorschriften, Gesetze und Gebräuche zu beachten. Siehe hierzu die technischen Datenblätter der gewählten Produkte. - Para las propiedades de resistencia al deslizamiento requeridas según los usos previstos antes indicados, es taxativo atenderse a las normativas, leyes y usos locales siempre consultando las fichas técnicas de los productos seleccionados. - Характеристики сопротивления скольжению при использовании плиток для вышеописанных назначений выбирают согласно местным законам, стандартам и правилам по листу технических характеристик выбранных изделий.

Color-Shading

The V-Shade classification indicates the chromatic and/or surface variation among tiles of the same collection.

La classificazione VShade indica variazione cromatica e/o superficiale tra le piastrelle di una stessa collezione.

La classification VShade indique le variation chromatique et/ou superficielle entre des dalles d'une même collection.

Die Klassifizierung V-Shade gibt das Niveau des Farbverlaufs des Produktes oder die Abweichung des Farbtons und/oder Oberfläche unter den Fliesen der gleichen Kollektion an.

La clasificación V-Shade indica el variación cromática y/o superficial que existe entre las baldosas de una misma colección.

Классификация V-Shade указывает на уровень цветовой или фактурной неоднородности плиток, т.е. на отличия по цвету или по фактуре между плитками одной коллекции.



V1

Uniform appearance

Aspetto uniforme
Aspect uniforme
Gleichmäßiges Erscheinungsbild
Aspecto uniforme
Однородный вид



V2

Slight variation

Variazione minima
Variation minimale
Leichte Abweichung
Variación mínima
Минимальная Неоднородность



V3

Moderate variation

Variazione moderata
Variation Modérée
Mäßige Abweichung
Variación moderada
Умеренная Неоднородность



V4

Substantial variation

Variazione sostanziale
Variation substantielle
Grundlegende Abweichung
Variación sustancial
Значительная Неоднородность

| Collection | Colour | Colour-shading |
|--------------------------|----------------------------|---|
| 3D WALL CARVE | Wall tiles | V1 |
| 3D WALL DESIGN | Wall tiles | V1 |
| 3D WALL PLASTER | Wall tiles | V1 |
| APLOMB | Wall tiles | V1 |
| AXI | Porcelain tiles Golden Oak | V3 |
| BOOST | Porcelain & Wall tiles | V3 Porcelain tiles V2 Wall tiles |
| BOOST BALANCE | Porcelain tiles | V2 |
| BOOST COLOR | Porcelain & Wall tiles | V1 |
| BOOST EXPRESSION | Porcelain & Wall tiles | V2 |
| BOOST ICOR | Porcelain & Wall tiles | V3 |
| BOOST MINERAL | Porcelain tiles | V3 |
| BOOST MIX | Porcelain tiles | V3 |
| BOOST NATURAL | Porcelain & Wall tiles | V2 |
| BOOST NATURAL PRO | Porcelain & Wall tiles | V2 |
| BOOST PRO | Porcelain & Wall tiles | V3 Porcelain tiles V2 Wall tiles |
| BOOST STONE | Porcelain tiles | V2 |
| BRAVE | Porcelain & Wall tiles | V2 |
| ENTICE | Porcelain tiles | V2 |
| ETIC | Porcelain tiles Rovere | V3 |
| ETIC PRO | Porcelain tiles | V3 |
| EXENCE | Porcelain tiles | V2 |
| HEARTWOOD | Porcelain tiles | V3 |
| LIMS | Porcelain & Wall tiles | V3 Porcelain tiles V2 Wall tiles |
| LOG | Porcelain & Wall tiles | V2 Natural selection V3 Forest selection |
| LOG CANSEI | Porcelain tiles | V3 |

| Collection | Colour | Colour-shading |
|--------------------------|------------------------|---|
| MARVEL | Porcelain & Wall tiles | V2 |
| MARVEL 3D | Wall tiles | V2 |
| MARVEL DIVA | Porcelain & Wall tiles | V3 |
| MARVEL DREAM | Porcelain tiles | V2 |
| MARVEL GALA | Porcelain tiles | V3 |
| MARVEL GEMS | Porcelain tiles | V2 |
| MARVEL MERAVIGLIA | Porcelain tiles | V3 |
| MARVEL ONYX | Porcelain tiles | V3 |
| MARVEL SHINE | Porcelain & Wall tiles | Calacatta Delicato V2 Calacatta Prestigio V2 Statuario Supremo V2 Calacatta Imperiale V3 |
| MARVEL STONE | Porcelain tiles | V2 |
| MARVEL TRAVERTINE | Porcelain tiles | V3 |
| MARVEL X | Porcelain tiles | Calacatta Apuano V2 Calacatta Sublime V3 Calacatta Perla V3 Grey Cloud V3 Fior di Bosco V3 |
| NORDE | Porcelain tiles | V3 |
| PRISM | Porcelain & Wall tiles | V2 |

INDEX



PRODUCT FINDER



SURFACE RANGE



COMPANY



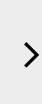
COLLECTIONS



LARGE SIZES



SLABS FOR COUNTERTOPS & FURNITURE



BATHROOM FURNITURE & TABLES



FACADES



TECHNICAL SPECIFICATIONS



Laying suggestions - cleaning and maintenance

PORCELAIN & WALL TILES

1. LAYING

Before starting the installation process, make sure the laying surface is well cured, flat and completely clean and that the material available is sufficient in quantity and has the right tone and size.

2 CHOICE OF ADHESIVE

The use of an appropriate adhesive is essential for a successful installation. For the installation of ceramic tiles, you should follow the laying instructions provided by leading adhesives manufacturers.

You should choose the most suitable adhesive on the basis of the following factors:

- laying surface
- type and size of tile
- use of tiled surface (floor/wall; indoor/outdoor)
- weather conditions at the time of laying
- waiting time before the ceramic surface can be used

| USE Laying surface | TYPE OF TILE Type | SIZE (cm) | RECOMMENDED ADHESIVES - European Standards EN 12004 | |
|--|----------------------|----------------------------|---|--|
| | | | Normal Set | Rapid set |
| INDOOR FLOORS | | | | |
| Cementitious screeds Existing cement floors (cement concrete, bush-hammered) Anhydrite screeds (following application of a suitable primer) Heating floors Existing ceramic, terrazzo and natural stone floors Waterproofing in bathrooms | porcelain tiles | < 30x30 cm | Improved cementitious adhesives with long open time (Class C2E). | Improved cementitious adhesives, slip resistant and deformable (Class C2FT - S1). ● |
| | | ≥ 30x30 cm < 60x60 cm | Improved cementitious adhesives resistant to slip and with long open time (Class C2TE). | Improved cementitious adhesives, slip resistant and deformable (Class C2FT - S1). ● |
| | | ≥ 60x60 cm | Improved cementitious adhesives with long open time and deformable (Class C2E - S1). | Improved cementitious adhesives, slip resistant and deformable (Class C2FT - S1). ● |
| INDOOR WALL TILES | | | | |
| Cementitious plaster or mortar Plaster (plaster or panels, following application of a suitable primer) Painted walls Cast concrete (Following application of primer on gypsum-based joints) Plasterboard Waterproofing in bathrooms and showers Existing ceramic tiles | porcelain tiles | any size | Improved cementitious adhesives resistant to slip and with long open time (Class C2TE). | Improved cementitious adhesives, slip resistant and deformable (Class C2FT - S1). ● |
| | | < 30x30 cm | Improved cementitious adhesives resistant to slip and with long open time (Class C2TE). | Improved cementitious adhesives, slip resistant and deformable (Class C2FT - S1). ● |
| | | ≥ 30x30 cm < 60x60 cm | Improved cementitious adhesives resistant to slip and with long open time (Class C2TE). | Improved cementitious adhesives, slip resistant and deformable (Class C2FT - S1). ● |
| | | ≥ 60x60 cm | Improved cementitious adhesives resistant to slip with long open time and deformable (Class C2TE - S1). | Improved cementitious adhesives, slip resistant and deformable (Class C2FT - S1). ● |
| OUTDOOR FLOORS | | | | |
| Cementitious screeds Concrete floor Layers of waterproofing | porcelain tiles | < 30x30 cm | A Improved cementitious adhesives resistant to slip and with long open time (Class C2TE). | Improved cementitious adhesives, slip resistant and deformable (Class C2FT - S1). ● |
| | | ≤ 30x30 cm < 60x60 cm | Improved cementitious adhesives resistant to slip with long open time and deformable (Class C2TE - S1). | Improved cementitious adhesives, slip resistant and deformable (Class C2FT - S1). ● |
| | | ≥ 60x60 cm | Improved cementitious adhesives with long open time and highly deformable (Class C2E - S2). | Improved cementitious adhesives with long open time and highly deformable (Class C2FE - S2). ● |
| OUTDOOR WALLS | | | | |
| Cementitious plaster Concrete cast in situ or prefabricated | porcelain tiles | < 30x30 cm | Improved cementitious adhesives resistant to slip with long open time and deformable (Class C2TE - S1). | Improved cementitious adhesives, slip resistant and deformable (Class C2FT - S1). ● |
| | | ≥ 30x30 cm < 60x60 cm ● | Improved cementitious adhesives resistant to slip with long open time and deformable (Class C2TE - S1). | Improved cementitious adhesives, slip resistant and deformable (Class C2FT - S1). ● |
| | | ≥ 60x60 cm ●● | Improved cementitious adhesives with long open time and highly deformable (Class C2E - S2). | Improved and highly deformable cementitious adhesives (Class C2F - S2). ● |

● For large size tiles laid at a height of more than three meters, certain international regulations specify that tiles should be laid using a mixed system of adhesive and mechanical fixtures chosen in relation to the weight of the tile, height of the tiling and site conditions.

●● For tiles with a side measuring more than 30 cm laid at heights of more than three meters, certain international regulations specify the use of an additional mechanical anchor that ensures the retention of the tile in case of accidental detachment, to be chosen in relation to the weight of the tile, the height of the tiling and the site conditions.

3. LAYING THE TILES

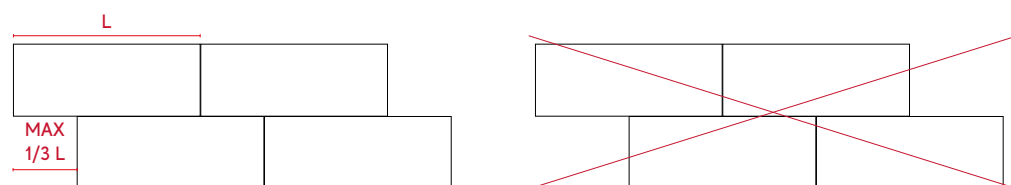
Installation should be performed by qualified personnel using the proper tools. The laying of the material should be checked before the adhesive is dry so that any corrections can be made. In any case, Atlas Concorde does not recommend installation without joints or joints smaller than 2 mm.

When laying tiles with a side longer than 60 cm and in any case for commercial indoor environments or outdoors it is essential to spread the adhesive using double buttering, applying the adhesive in a linear method parallel to the short side both on the substrate and on the back of the tile, thus ensuring perfect adhesion between the tile and substrate. To minimize the unevenness of the tiles both on the floor and on the wall it is recommended to use "easy installation systems" with spacers and levelers.

Spread the adhesive using a suitably toothed spatula.

3A. LAYING RECTANGULAR FORMATS

For straight courses of rectangular formats, the maximum offset between tiles must not exceed 1/3 of the length of the adjacent side.



4. SQUARE OR PERPENDICULAR CUTS

To perform square or perpendicular cuts, it's best to first drill circular holes near the corners of the hole and then connect them with linear cuts, which will relax the tension at the corners of the tile.

5. JOINTS AND GROUTING

Before filling the joints, it is recommended to wait until the adhesive is completely dry and to ensure that the joints are free of all traces of adhesive and/or dust. In any case, Atlas Concorde does not recommend installation without joints or joints smaller than 2 mm. For joints in a color that contrasts with the tiles, it is recommended to test the grout in a small, hidden area. You should follow the instructions provided by leading grout manufacturers.

| USE | RECOMMENDED GROUTS - EUROPEAN STANDARDS EN 13888 |
|--|---|
| Residential interiors | Improved cementitious mortars for joints (Class CG2) |
| Damp interiors (bathrooms, showers) and outdoors | Improved cementitious mortars for joints with low water absorption (CG2 WA) |
| Commercial premises | Improved cementitious mortars for joints with high resistance to abrasion (Class CG2 A) |
| Premises requiring total hygiene and resistance to chemical agents (swimming pools, kitchen work surfaces, food industry, hospitals, supermarkets, etc). | Epoxy mortars (Class RG). |

5A. ELIMINATION OF EXCESS GROUT

To correctly and easily eliminate excess grout, follow the instructions given by the grout manufacturer. In general, proceed as follows:

Cementitious grouts

When the grout becomes opaque (normally after 10-20 minutes), clean with a hard cellulose sponge using movements on a diagonal to the joints. It is important to respect the drying time to avoid removing the grout from the joints.

Epoxy grouts

When the mixture is still fresh, wet the surface with plenty of water, emulsifying with a pad like Scotch-Brite®, paying attention not to empty the joints.

The residual grout liquid can be removed with a hard cellulose sponge (to be replaced when excessively soaked with resin).

It is vital to remove epoxy grout rapidly before it starts hardening as it is extremely difficult to remove subsequently. If the epoxy grout has started to harden, try adding 10% alcohol to the washing water.

6. CLEANING AND MAINTENANCE

6A. FINAL SITE CLEANING

The work site is considered finished when it is cleared of any tools/materials used for the job. To reduce the risk of damage to the tiled surface, it is necessary to protect it and avoid the presence of abrasive materials.

After a few days, eliminate residues with a commercial Scotch-Brite® pad, brush or single brush floor cleaner (for large surfaces).

For walls, use a neutral detergent in hot water.

For floors, use a mild acid wash diluted according to the type of surface (smooth or textured). It is important to protect marble or metal inserts previously with adhesive tape.

Rinse with abundant clean water to eliminate all marks or residues from the joints.

If necessary, repeat the acid wash at a higher concentration, unless there are marble or metal inserts. Do not use diluted commercially-available acids.

6B. ROUTINE MAINTENANCE

You are recommended to use ordinary neutral detergent diluted in water.

Avoid using acid or alkaline products, waxes and/or impregnants and metal pads (iron or steel sponges).

In the event of heavy dirt or particularly textured surfaces, use an alkaline detergent and rinse after washing.

For large surfaces, the use of a floor washing machine is recommended.

6C. UNSCHEDULED MAINTENANCE

In the event of dirt resistant to the ordinary cleaning, use a suitable detergent for the particular kind of dirt.

| TYPE OF DIRT (resistant to ordinary maintenance) | DETERGENT/SOLVENT |
|--|---|
| Coal, lime efflorescence, chalk, metal marks, rust, graphite, emulsion paint | Acid detergents* |
| Coca cola, coffee, wine, beer, ice cream | Alkaline detergents |
| Resin, silicon or mechanical oils, candle wax, paint | Solvents |
| Tire marks, sole marks, suction cup marks | Alkaline detergent in an abrasive paste |

* Important: Acid products may corrode marble, granite, natural stone and metal. Avoid using in the presence of decoration or inserts in these materials

The cleaning characteristics of the materials may vary significantly depending on the laying method, conditions of use, type of surface and environment. Generally speaking, the higher the non-slip characteristics of the tiles, the more difficult they are to clean.

The maintenance and cleaning operative should always test each cleaning method empirically in advance (if possible on a piece of the material not laid)

In the case of particularly heavy use (for example, mechanical workshops or environments with a heavy presence of oily residues and tire marks), incorrect laying or inappropriate cleaning, Atlas Concorde declines all responsibility for the effectiveness of cleaning and maintenance operations.

Atlas Concorde cannot, under any circumstances, be held responsible for events, damage or defects caused by incorrect laying, negligent cleaning and maintenance or the use of materials and adhesives inappropriate for the use.



Suggerimenti per la posa, pulizia e manutenzione

1. POSA IN OPERA

Prima di iniziare la posa, si raccomanda di assicurarsi che la superficie di appoggio sia sufficientemente stagionata, planare e ben pulita e che la fornitura di materiale sia adeguata e sufficiente per quantità, tono e calibro.

2. SCELTA DELL'ADESIVO

L'utilizzo di un adesivo appropriato è di fondamentale importanza per la posa. Si raccomanda di seguire le indicazioni dei migliori produttori di adesivi per la posa di piastrelle ceramiche. In generale, l'adesivo più adeguato si individua considerando i seguenti fattori:

- tipo di supporto
- tipologia e formato delle piastrelle
- destinazione d'uso del rivestimento ceramico (pavimento/rivestimento; interno/esterno)
- condizioni climatiche all'atto della posa
- tempi a disposizione per la messa in esercizio del rivestimento ceramico

| DESTINAZIONE D'USO Tipo di supporto | TIPO DI PIASTRELLE Tipologia | FORMATO (cm) | ADESIVI CONSIGLIATI - Normativa Europea EN 12004 | |
|--|---------------------------------|-----------------------------|--|---|
| | | | Pres a normale | Pres a rapida |
| PAVIMENTI INTERNI | | | | |
| Massetti cementizi Pavimento in cemento esistenti (Battuto, bocciardato) | grès porcellanato | < 30x30 cm | Adesivi cementizi migliorati e a tempo aperto allungato (classe C2E). | Adesivi cementizi migliorati resistenti allo scivolamento e deformabili (classe C2FT - S1). ● |
| Massetti in anidrite (Previa applicazione di opportuno primer) | | ≥ 30x30 cm < 60x60 cm | Adesivi cementizi migliorati, resistenti allo scivolamento e a tempo aperto allungato (classe C2TE). | Adesivi cementizi migliorati resistenti allo scivolamento e deformabili (classe C2FT - S1). ● |
| Massetti riscaldanti Pavimenti in ceramica, marmette e pietre naturali esistenti Impermeabilizzazione in bagni | | ≥ 60x60 cm | Adesivi cementizi migliorati, a tempo aperto allungato e deformabili (classe C2E - S1). | Adesivi cementizi migliorati resistenti allo scivolamento e deformabile (classe C2FT - S1). ● |
| RIVESTIMENTI INTERNI | | | | |
| Intonaco cementizio o malta Gesso (Intonaci o pannelli previa applicazionedel opportuno primer) | grès porcellanato | tutti formati | Adesivi cementizi migliorati, resistenti allo scivolamento e a tempo aperto allungato (classe C2TE). | Adesivi cementizi migliorati resistenti allo scivolamento e deformabili (classe C2FT - S1). ● |
| Calcestruzzo di getto Gesso cartonato (Previa applicazione di primer sulle giunture a base gesso) | | < 30x30 cm | Adesivi cementizi migliorati, resistenti allo scivolamento e a tempo aperto allungato (classe C2TE). | Adesivi cementizi migliorati resistenti allo scivolamento e deformabili (classe C2FT - S1). ● |
| Impermeabilizzazioni in bagni e docce Piastrrelle ceramiche esistenti | | ≥ 30x30 cm < 60x60 cm | Adesivi cementizi migliorati, resistenti allo scivolamento e a tempo aperto allungato (classe C2TE). | Adesivi cementizi migliorati resistenti allo scivolamento e deformabili (classe C2FT - S1). ● |
| | | ≥ 60x60 cm | Adesivi cementizi migliorati, resistenti allo scivolamento, a tempo aperto allungato e deformabili (classe C2TE - S1). | Adesivi cementizi migliorati resistenti allo scivolamento e deformabili (classe C2FT - S1). ● |
| PAVIMENTI ESTERNI | | | | |
| Massetti cementizi Soletta in calcestruzzo Strati di impermeabilizzazione | grès porcellanato | < 30x30 cm | Adesivi cementizi migliorati, resistenti allo scivolamento e a tempo aperto allungato (classe C2TE). | Adesivi cementizi migliorati resistenti allo scivolamento e deformabili (classe C2FT - S1). ● |
| | | ≤ 30x30 cm < 60x60 cm | Adesivi cementizi migliorati, resistenti allo scivolamento, a tempo aperto allungato e deformabili (classe C2TE - S1). | Adesivi cementizi migliorati resistenti allo scivolamento e deformabili (classe C2FT - S1). ● |
| | | ≥ 60x60 cm | Adesivi cementizi migliorati, a tempo aperto allungato e altamente deformabili (classe C2E - S2). | Adesivi cementizi migliorati a tempo aperto allungato e altamente deformabile (classe C2FE - S2). ● |
| RIVESTIMENTI ESTERNI | | | | |
| Intonaco cementizio Calcestruzzo gettato in opera o prefabbricato | grès porcellanato | < 30x30 cm | Adesivi cementizi migliorati, resistenti allo scivolamento, a tempo aperto allungato e deformabili (classe C2TE - S1). | Adesivi cementizi migliorati resistenti allo scivolamento e deformabili (classe C2FT - S1). ● |
| | | ≥ 30x30 cm < 60x60 cm ●● | Adesivi cementizi migliorati, resistenti allo scivolamento, a tempo aperto allungato e deformabili (classe C2TE - S1). | Adesivi cementizi migliorati resistenti allo scivolamento e deformabili (classe C2FT - S1). ● |
| | | ≥ 60x60 cm ●● | Adesivi cementizi migliorati, a tempo aperto allungato e altamente deformabili (classe C2E - S2). | Adesivi cementizi migliorati e altamente deformabili (classe C2F - S2). ● |

● Nel caso di posa in condizioni di basse temperature oppure qualora sia necessario mettere in esercizio rapidamente il rivestimento ceramico è preferibile l'utilizzo di adesivi cementizi migliorati a presa rapida (Classe C2F - EN 12004).

●● Nel caso di piastrelle con un lato maggiore di 30 cm posate ad altezze superiori ai 3 metri, alcune normative internazionali prevedono l'utilizzo di un ancoraggio meccanico supplementare che assicuri la ritenzione della piastrella in caso accidentale di distacco, da scegliere in relazione al peso della piastrella, all'altezza del rivestimento ed alle condizioni del cantiere.

3. STESURA DEGLI ADESIVI E POSA DELLE PIASTRELLE:

La posa deve essere effettuata da personale qualificato con l'ausilio di attrezzi adeguati. È opportuno verificare la posa del materiale prima che il collante sia secco in modo da poter provvedere ad eventuali correzioni.

Atlas Concorde sconsiglia in ogni caso la posa a giunto unito o posa con fughe inferiori a 2mm.

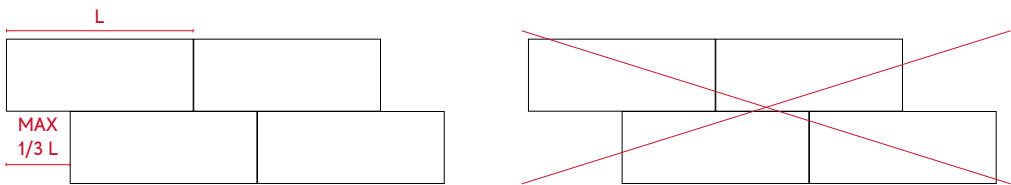
Nel caso di posa di piastrelle con un lato maggiore di 60cm e in ogni caso per ambienti interni commerciali oppure all'esterno è fondamentale stendere l'adesivo con il sistema della doppia spalmatura applicando la colla linearmente in direzione parallela al lato corto sia sul supporto di posa sia sul retro della piastrella, garantendo così la perfetta aderenza all'interfaccia piastrella-supporto.

Per minimizzare i dislivelli della posa sia a pavimento che a rivestimento si raccomanda l'adozione di "sistemi di posa facilitata" con distanziatori e livellatori che possono essere provvisti di pedane anti-sbeccature e anti-graffio nel caso in cui si posino rivestimenti smaltati in pasta bianca e/o gres con finitura lappate.

Nel caso particolare di rivestimenti tridimensionali si consiglia l'utilizzo dei sistemi di livellamento a vite, alternativi a quelli a cuneo.

3A. POSA DI FORMATI RETTANGOLARI

Nel caso di posa "a correre" di formati rettangolari il massimo sfalsamento tra piastrelle non deve superare 1/3 della lunghezza del lato adiacente.



4. ESECUZIONI DI TAGLI QUADRATI O SQUADRI

Per eseguite tagli quadrati o squadri si consiglia di eseguire inizialmente fori circolari in prossimità dei vertici del taglio e collegarli in un secondo momento attraverso tagli lineari, in questo modo si avrà un rilassamento delle tensioni sui vertici della piastrella tagliata.

5. FUGA E STUCCATURA

Prima di riempire le fughe si consiglia di attendere fino a completa asciugatura del collante e di assicurarsi che i giunti di posano siano liberi da ogni traccia di collante e/o polveri. Atlas Concorde sconsiglia in ogni caso la posa a giunto unito o posa con fughe inferiori a 2mm. Per fughe in contrasto cromatico con le piastrelle si consiglia di testare il fugante in un'area circoscritta e nascosta della posa.

Si raccomanda di seguire le indicazioni dei migliori produttori di stucchi per fughe.

| DESTINAZIONE D'USO | STUCCHI CONSIGLIATI - Normativa Europea EN 13888 |
|--|---|
| Ambienti interni residenziali | Malte cementizie per fughe migliorate (Classe CG2) |
| Ambienti umidi interni (bagni, docce) ed ambienti esterni | Malte cementizie per fughe migliorate con assorbimento di acqua ridotto (classe CG2 WA) |
| Ambienti ad uso commerciale | Malte cementizie per fughe migliorate con elevata resistenza all'abrasione (classe CG2 A) |
| Ambienti in cui sia richiesta totale igiene e resistenza agli agenti chimici (piscine, piani di lavoro di cucine, industrie alimentari, ospedali, supermercati, ecc..) | Malte epossidiche (classe RG). |

5A. ELIMINAZIONE DELLO STUCCO IN ECCESSO

Per una corretta ed agevole eliminazione degli eccessi di stucco, si raccomanda di seguire le indicazioni del produttore dello stucco. In generale, si consiglia di attenersi a quanto segue.

Stucchi cementizi

Quando lo stucco diventa opaco (normalmente dopo 10-20 minuti), pulire con una spugna di cellulosa dura con movimenti diagonali rispetto alle fughe. E' importante il rispetto di questi tempi per non rischiare di rimuovere lo stucco dalle fughe.

Stucchi epossidici

A impasto ancora fresco, bagnare abbondantemente la superficie emulsionando con un tampone tipo Scotch-Brite®, facendo attenzione a non svuotare le fughe. Il residuo liquido di stucco può essere rimosso con una spugna di cellulosa dura (da sostituire se troppo impregnata di resina). E' fondamentale rimuovere lo stucco epossidico tempestivamente prima che inizi ad indurirsi, in quanto la successiva rimozione risulterebbe estremamente difficile. Nel caso in cui lo stucco epossidico abbia già iniziato a indurirsi, provare ad aggiungere all'acqua di lavaggio il 10% di alcool.

6 PULIZIA E MANUTENZIONE

6A. PULIZIA DI FINE CANTIERE

Il cantiere è da considerarsi finito quando è sgombro da qualunque utensile/materiale derivante dalle lavorazioni. Per ridurre i rischi di danneggiamento della superficie piastrellata è necessario proteggerla ed evitare la presenza di materiali abrasivi.

Dopo alcuni giorni, eliminare i residui di cantiere con spugna commerciale tipo Scotch-Brite® oppure con spazzolone o monospazzola (per grandi superfici).

Per i rivestimenti, utilizzare un detergente neutro diluito in acqua calda.

Per i pavimenti, utilizzare un detergente acido ad azione tamponata, in percentuale di diluizione variabile in funzione del tipo di superficie (liscia oppure strutturata).

E' importante proteggere preventivamente eventuali inserti in marmo o metallo con nastro adesivo.

Risciacquare poi abbondantemente con acqua calda pulita, sino alla eliminazione di qualsiasi alonatura o residuo negli interstizi.

Se necessario, ripetere il lavaggio acido a concentrazioni più elevate ad eccezione del caso in cui siano presenti inserti in marmo o metallo. Evitare l'utilizzo di acidi da ferramenta diluiti.

6B. MANUTENZIONE ORDINARIA

Si consiglia l'utilizzo di un comune detergente neutro diluito in acqua.

Evitare l'utilizzo di prodotti acidi, alcalini, ceranti e/o impregnanti e pagliette di metallo (spugnette di ferro e acciaio). In caso di sporchi più intensi o di superfici particolarmente strutturate, usare un detergente a base alcalina risciacquando al termine del lavaggio.

Per le grandi superfici è consigliabile l'utilizzo di macchine lavasciuga.

6C. MANUTENZIONE STRAORDINARIA

Nel caso di tracce di sporco resistenti alla pulizia ordinaria, si raccomanda l'utilizzo di un detergente adeguato in funzione del tipo di sporco:

| TIPO DI SPORCO (resistente alla manutenzione ordinaria) | DETERGENTE/SOLVENTE |
|---|-------------------------------------|
| Carbone, efflorescenze calcaree, gesso, segni metallici, ruggine, grafite, tempere murali | Detergenti a base acida * |
| Coca cola, caffè, vino, birra, gelato | Detergenti a base alcalina |
| Resine, oli silicnici o meccanici, cere di candela, vernice | Solventi |
| Pneumatici, suole di gomma, alonature di ventose | Detergenti basici in pasta abrasiva |

* Attenzione: i prodotti a base acida possono corrodere marmo, granito, pietre naturali e metalli, pertanto evitarne l'uso nel caso di decori o inserti realizzati con questi materiali.

Le caratteristiche di pulibilità dei materiali variano in modo significativo per le diverse modalità d'installazione, condizioni d'uso, tipologie di superfici e ambiente. In linea generale, all'aumentare delle caratteristiche di antiscivolosità delle piastrelle aumentano le difficoltà di pulizia.

L'operatore professionale incaricato dell'intervento di manutenzione e pulizia dovrà sempre procedere ad una preliminare verifica empirica (possibilmente su una porzione di materiale non posato) per ogni singolo tipo di intervento.

In caso di condizioni d'uso particolarmente gravose (ad esempio, officine meccaniche o ambienti con forte presenza di residui oleosi e tracce di pneumatico), di errata installazione o di pulizie effettuate in modo inadeguato, Atlas Concorde declina ogni responsabilità in merito all'efficacia delle operazioni di pulizia e manutenzione.

Atlas Concorde non potrà essere ritenuta responsabile per eventi, danni o difetti dovuti ad errata installazione, negligente pulizia e manutenzione, o inadeguata scelta della tipologia dei materiali installati e degli adesivi utilizzati con riguardo alla destinazione.

INDEX

PRODUCT
FINDERSURFACE
RANGE

COMPANY



COLLECTIONS



LARGE SIZES

SLABS FOR
COUNTERTOPS
& FURNITUREBATHROOM
FURNITURE
& TABLES

FACADES

TECHNICAL
SPECIFICATIONS

Porcelain tiles general packing and weight

| Series | Size | Pieces per carton | Sq mts per carton | Box per pallet | Weight x ctn. (Kg.)* | Sq mts per pallet | Weight x pal. (Kg.)* |
|-----------------|------------------|----------------------|----------------------------|--------------------|---------------------------|----------------------------|----------------------------|
| Serie | Formato | Pezzi per scatola | M ² per scatola | Box per pallet | Peso per scatola (Kg.)* | M ² per pallet | Peso per pallet (Kg.)* |
| Série | Format | Pièces par boîte | Om. par boîte | Boîtes per palette | Poids x boîte (Kg.)* | M ² par palette | Poids x pal. (Kg.)* |
| Serie | Formato | Stückzahl pro Karton | Om. pro Karton | Karton pro Palette | Gewicht pro Karton (Kg.)* | Om. pro Palette | Gewicht pro Palette (Kg.)* |
| Serie | Formato | Piezas por caja | M ² por caja | Cajas por palet | Peso por caja (Kg.)* | M ² por palet | Peso por palet (Kg.)* |
| Серия | Размер | шт. в коробке | M ² в коробке | Коробок на палете | шт. вес коробки* | M ² на палете | вес палета* |
| Axi | 22.5x90 | 6 | 1,220 | 36 | 23,40 | 43,74 | 907,20 |
| | 160x320 ▲ | 1 | 5,120 | 14 | 72,00 | 71,68 | 1,008,00 |
| | 160x160 ▲ | 1 | 2,560 | 24 | 36,00 | 61,44 | 864,00 |
| | 120x278 ▲ | 1 | 3,340 | 18 | 49,56 | 60,05 | 892,08 |
| | 120x240 ▲ | 1 | 2,880 | 18 | 51,84 | 51,84 | 1,044,00 |
| | 120x120 ▲ | 2 | 2,880 | 20 | 58,00 | 57,60 | 1,160,00 |
| | 120x120 6 mm ▲ | 2 | 2,880 | 20 | 40,32 | 57,60 | 806,40 |
| | 60x120 | 2 | 1,44 | 35 | 30,00 | 50,40 | 1,050,00 |
| | 60x120 6 mm | 3 | 2,16 | 25 | 30,78 | 54 | 769,5 |
| | 75x150 | 2 | 2,25 | 18 | 47,36 | 40,50 | 852,48 |
| | 80x80 | 2 | 1,28 | 48 | 26,6 | 61,44 | 1,276,8 |
| | 60x60 | 3 | 1,080 | 40 | 21,57 | 43,20 | 862,8 |
| Boost | 30x60 | 7 | 1,260 | 40 | 24,85 | 50,40 | 994,00 |
| | 120x120 20 mm ▲ | 1 | 1,440 | 20 | 67,66 | 28,80 | 1,353,20 |
| | 60x120 20 mm | 1 | 0,720 | 35 | 33,35 | 25,20 | 1,167,25 |
| | 80x80 20 mm | 1 | 0,64 | 42 | 29,70 | 26,88 | 1,247,40 |
| | 60x60 20 mm | 2 | 0,720 | 30 | 33,00 | 21,60 | 990,00 |
| | 160x320 ▲ | 1 | 5,120 | 14 | 72,00 | 71,68 | 1,008,00 |
| | 120x278 ▲ | 1 | 3,340 | 18 | 49,56 | 60,05 | 892,08 |
| | 120x120 ▲ | 2 | 2,880 | 20 | 58,00 | 57,60 | 1,160,00 |
| | 60x120 | 2 | 1,44 | 35 | 30,00 | 50,40 | 1,050,00 |
| | 80x80 | 2 | 1,28 | 48 | 26,6 | 61,44 | 1,276,8 |
| | 60x60 | 3 | 1,080 | 40 | 21,57 | 43,20 | 862,8 |
| | 30x60 | 7 | 1,260 | 40 | 24,85 | 50,40 | 994,00 |
| Boost Balance | 120x120 20 mm ▲ | 1 | 1,440 | 20 | 67,66 | 28,80 | 1,353,20 |
| | 60x120 20 mm | 1 | 0,720 | 35 | 33,35 | 25,20 | 1,167,25 |
| | 60x60 20 mm | 2 | 0,720 | 30 | 33,00 | 21,60 | 990,00 |
| | 120x278 ▲ | 1 | 3,340 | 18 | 49,56 | 60,05 | 892,08 |
| | 120x120 ▲ | 2 | 2,880 | 20 | 58,00 | 57,60 | 1,160,00 |
| | 60x120 | 2 | 1,44 | 35 | 30,00 | 50,40 | 1,050,00 |
| | 80x80 | 2 | 1,28 | 48 | 26,6 | 61,44 | 1,276,8 |
| | 60x60 | 3 | 1,080 | 40 | 21,57 | 43,20 | 862,8 |
| | 30x60 | 7 | 1,260 | 40 | 24,85 | 50,40 | 994,00 |
| | 120x120 20 mm ▲ | 1 | 1,440 | 20 | 67,66 | 28,80 | 1,353,20 |
| | 60x120 20 mm | 1 | 0,720 | 35 | 33,35 | 25,20 | 1,167,25 |
| | 60x60 20 mm | 2 | 0,720 | 30 | 33,00 | 21,60 | 990,00 |
| Boost Color | 120x278 ▲ | 1 | 3,340 | 18 | 49,56 | 60,05 | 892,08 |
| | 120x120 ▲ | 2 | 2,880 | 20 | 58,00 | 57,60 | 1,160,00 |
| | 60x120 | 2 | 1,44 | 35 | 30,00 | 50,40 | 1,050,00 |
| | 80x80 | 2 | 1,28 | 48 | 26,6 | 61,44 | 1,276,8 |
| | 60x60 | 3 | 1,080 | 40 | 21,57 | 43,20 | 862,8 |
| | 30x60 | 7 | 1,260 | 40 | 24,85 | 50,40 | 994,00 |
| | 120x120 20 mm ▲ | 1 | 1,440 | 20 | 67,66 | 28,80 | 1,353,20 |
| | 60x120 20 mm | 1 | 0,720 | 35 | 33,35 | 25,20 | 1,167,25 |
| | 80x80 20 mm | 1 | 0,64 | 42 | 29,70 | 26,88 | 1,247,40 |
| | 60x60 20 mm | 2 | 0,720 | 30 | 33,00 | 21,60 | 990,00 |
| | 160x320 ▲ | 1 | 5,120 | 14 | 72,00 | 71,68 | 1,008,00 |
| | Boost Expression | 120x278 ▲ | 1 | 3,340 | 18 | 49,56 | 60,05 |
| 120x120 ▲ | | 2 | 2,880 | 20 | 58,00 | 57,60 | 1,160,00 |
| 60x120 | | 2 | 1,44 | 35 | 30,00 | 50,40 | 1,050,00 |
| 80x80 | | 2 | 1,28 | 48 | 26,6 | 61,44 | 1,276,8 |
| 60x60 | | 3 | 1,080 | 40 | 21,57 | 43,20 | 862,8 |
| 30x60 | | 7 | 1,260 | 40 | 24,85 | 50,40 | 994,00 |
| 120x120 20 mm ▲ | | 1 | 1,440 | 20 | 67,66 | 28,80 | 1,353,20 |
| 60x120 20 mm | | 1 | 0,720 | 35 | 33,35 | 25,20 | 1,167,25 |
| 80x80 20 mm | | 1 | 0,64 | 42 | 29,70 | 26,88 | 1,247,40 |
| 60x60 20 mm | | 2 | 0,720 | 30 | 33,00 | 21,60 | 990,00 |
| 160x320 ▲ | | 1 | 5,120 | 14 | 72,00 | 71,68 | 1,008,00 |
| Boost Icor | | 120x278 ▲ | 1 | 3,340 | 18 | 49,56 | 60,05 |
| | 120x240 ▲ | 1 | 2,880 | 18 | 58,00 | 51,84 | 1,044,00 |
| | 120x120 ▲ | 2 | 2,880 | 20 | 58,00 | 57,60 | 1,160,00 |
| | 60x120 | 2 | 1,44 | 35 | 30,00 | 50,40 | 1,050,00 |
| | 80x80 | 2 | 1,28 | 48 | 26,6 | 61,44 | 1,276,8 |
| | 75x150 | 2 | 2,25 | 18 | 47,36 | 40,50 | 852,48 |
| | 60x60 | 3 | 1,080 | 40 | 21,57 | 43,20 | 862,8 |
| | 30x60 | 7 | 1,260 | 40 | 24,85 | 50,40 | 994,00 |
| | 120x120 20 mm ▲ | 1 | 1,440 | 20 | 67,66 | 28,80 | 1,353,20 |
| | 60x120 20 mm | 1 | 0,720 | 35 | 33,35 | 25,20 | 1,167,25 |
| | 80x80 20 mm | 1 | 0,64 | 42 | 29,70 | 26,88 | 1,247,40 |
| | 60x60 20 mm | 2 | 0,720 | 30 | 33,00 | 21,60 | 990,00 |
| Boost Mineral | 120x278 ▲ | 1 | 3,340 | 18 | 49,56 | 60,05 | 892,08 |
| | 120x240 ▲ | 1 | 2,880 | 18 | 58,00 | 51,84 | 1,044,00 |
| | 120x120 ▲ | 2 | 2,880 | 20 | 58,00 | 57,60 | 1,160,00 |
| | 75x150 | 2 | 2,25 | 18 | 47,36 | 40,50 | 852,48 |
| | 60x120 | 2 | 1,44 | 35 | 30,00 | 50,40 | 1,050,00 |
| | 60x120 6 mm | 3 | 2,16 | 25 | 30,78 | 54 | 769,5 |
| | 60x60 | 3 | 1,080 | 40 | 21,57 | 43,20 | 862,8 |
| | 30x60 | 7 | 1,260 | 40 | 24,85 | 50,40 | 994,00 |
| | 120x120 20 mm ▲ | 1 | 1,440 | 20 | 67,66 | 28,80 | 1,353,20 |
| | 60x120 20 mm | 1 | 0,720 | 35 | 33,35 | 25,20 | 1,167,25 |
| | 60x90 20 mm | 2 | 1,08 | 24 | 48,50 | 25,92 | 676,80 |
| | 60x60 20 mm | 2 | 0,720 | 30 | 33,00 | 21,60 | 990,00 |
| Boost Mix | 120x278 ▲ | 1 | 3,340 | 18 | 49,56 | 60,05 | 892,08 |
| | 120x120 ▲ | 2 | 2,880 | 20 | 58,00 | 57,60 | 1,160,00 |
| | 60x120 | 2 | 1,44 | 35 | 30,00 | 50,40 | 1,050,00 |
| | 60x60 | 3 | 1,080 | 40 | 21,57 | 43,20 | 862,80 |
| | 30x60 | 7 | 1,260 | 40 | 24,85 | 50,40 | 994,00 |
| | 120x120 20 mm | 1 | 1,44 | 20 | 67,66 | 28,80 | 1,353,20 |
| | 60x120 20 mm | 1 | 0,72 | 35 | 33,35 | 25,20 | 1,167,25 |
| | 60x60 20 mm | 2 | 0,72 | 30 | 33,00 | 21,60 | 990,00 |
| | 160x320 ▲ | 1 | 5,120 | 14 | 72,00 | 71,68 | 1,008,00 |
| | 120x278 ▲ | 1 | 3,34 | 18 | 49,56 | 60,05 | 892,08 |
| | 120x120 ▲ | 2 | 2,88 | 20 | 58,00 | 57,60 | 1,160,00 |
| | 60x120 | 2 | 1,44 | 35 | 30,00 | 50,40 | 1,050,00 |
| Boost Natural | 80x80 | 2 | 1,28 | 48 | 26,6 | 61,44 | 1,276,8 |
| | 60x60 | 3 | 1,08 | 40 | 21,57 | 43,20 | 862,80 |
| | 30x60 | 7 | 1,26 | 40 | 24,85 | 50,40 | 994,00 |
| | 120x120 20 mm ▲ | 1 | 1,44 | 20 | 67,66 | 28,80 | 1,353,20 |
| | 60x60 20 mm | 2 | 0,72 | 30 | 33,00 | 21,60 | 990,00 |

* +/- 10% The reported values do not include the weight of pallets. - I valori riportati non comprendono il peso dei pallet. - +/- 10% Les valeurs indiquées ne comprennent pas le poids des palettes. - +/- 10% - Die genannten Werte verstehen sich ohne das Gewicht der Paletten. - +/- 10% Los valores indicados no incluyen el peso de los palets. - +/- 10% Указанные значения не включают вес поддонов.

▲ Packaging on pallets, also available on a-frames (see page 412) - Imballo su pallet, disponibile anche imballo su cavalletto a pag. 412 - Emballage sur palette, emballage sur chevalet également disponible page 412 - Verpackung auf Palette, auch auf Bock erhältlich - Seite 412 - Embalaje paletizado, también disponible en embalaje sobre caballetes en la página 412 - Упаковка на поддоны, возможна также упаковка на специальных подставках-стойках - стр. 412

January 2025
Reported data can be subject to variations throughout the year, present values are updated on the date of catalogue printing.
I dati riportati possono subire delle variazioni nel corso dell'anno, i valori sono aggiornati al mese di stampa.

| Series | Size | Pieces per carton | Sq mts per carton | Box per pallet | Weight x ctn. (Kg.)* | Sq mts per pallet | Weight x pal. (Kg.)* |
|-------------------|-----------------|----------------------|----------------------------|--------------------|---------------------------|----------------------------|----------------------------|
| Serie | Formato | Pezzi per scatola | M ² per scatola | Box per pallet | Peso per scatola (Kg.)* | M ² per pallet | Peso per pallet (Kg.)* |
| Série | Format | Pièces par boîte | Om. par boîte | Boîtes per palette | Poids x boîte (Kg.)* | M ² par palette | Poids x pal. (Kg.)* |
| Serie | Formato | Stückzahl pro Karton | Om. pro Karton | Karton pro Palette | Gewicht pro Karton (Kg.)* | Om. pro Palette | Gewicht pro Palette (Kg.)* |
| Serie | Formato | Piezas por caja | M ² por caja | Cajas por palet | Peso por caja (Kg.)* | M ² por palet | Peso por palet (Kg.)* |
| Серия | Размер | шт. в коробке | M ² в коробке | Коробок на палете | шт. вес коробки* | M ² на палете | вес палета* |
| Boost Natural Pro | 120x278 ▲ | 1 | 3,34 | 18 | 49,56 | 60,05 | 892,08 |
| | 120x120 ▲ | 2 | 2,880 | 20 | 58,00 | 57,60 | 1,160,00 |
| | 60x120 | 2 | 1,44 | 35 | 30,00 | 50,40 | 1,050,00 |
| | 80x80 | 2 | 1,28 | 48 | 26,6 | 61,44 | 1,276,8 |
| | 60x60 | 3 | 21,57 | 40 | 43,20 | 862,8 | |
| | 30x60 | 7 | 1,26 | 40 | 24,85 | 50,40 | 994,00 |
| | 120x120 20 mm | 1 | 1,44 | 20 | 67,66 | 28,80 | 1,353,20 |
| | 60x120 20 mm | 1 | 0,72 | 35 | 33,35 | 25,20 | 1,167,25 |
| | 60x60 20 mm | 2 | 0,72 | 30 | 33,00 | 21,60 | 990,00 |
| | 160x160 ▲ | 1 | 2,560 | 24 | 36,00 | 61,44 | 864,00 |
| | 120x278 ▲ | 1 | 3,340 | 18 | 49,56 | 60,05 | 892,08 |
| | Boost Pro | 120x240 ▲ | 1 | 2,880 | 18 | 58,00 | 51,84 |
| 120x120 ▲ | | 2 | 2,880 | 20 | 58,00 | 57,60 | 1,160,00 |
| 120x120 6 mm | | 2 | 2,880 | 20 | 40,32 | 57,60 | 806,40 |
| 60x120 | | 2 | 1,440 | 35 | 33,00 | 21,60 | 990,00 |
| 60x120 6 mm | | 3 | 2,16 | 25 | 30,78 | 54 | 769,5 |
| 75x150 | | 2 | 2,25 | 18 | 47,36 | 40,50 | 852,48 |
| 80x80 | | 2 | 1,28 | 48 | 26,6 | 61,44 | 1,276,8 |
| 60x60 | | 3 | 1,080 | 40 | 21,57 | 43,20 | 862,80 |
| 30x60 | | 7 | 1,260 | 40 | 24,85 | 50,40 | 994,00 |
| 120x120 20 mm ▲ | | 1 | 1,440 | 20 | 67,66 | 28,80 | 1,353,20 |
| 60x120 20 mm | | 1 | 0,720 | 35 | 33,35 | 25,20 | 1,167,25 |
| Boost Stone | | 120x278 ▲ | 1 | 3,34 | 18 | 49,56 | 60,05 |
| | 120x120 ▲ | 2 | 2,88 | 20 | 58,00 | 57,60 | 1,160,00 |
| | 60x120 | 2 | 1,44 | 35 | 30,00 | 50,40 | 1,050,00 |
| | 60x120 6 mm | 3 | 2,16 | 25 | 30,78 | 54 | 769,5 |
| | 80x80 | 2 | 1,28 | 48 | 26,6 | 61,44 | 1,276,8 |
| | 60x60 | 3 | 1,08 | 40 | 21,57 | 43,20 | 862,80 |
| | 30x60 | 7 | 1,26 | 40 | 24,85 | 50,40 | 994,00 |
| | 120x120 20 mm ▲ | 1 | 1,44 | 20 | 67,66 | 28,80 | 1,353,20 |
| | 60x120 | | | | | | |

Porcelain tiles general packing and weight

| Series | Size | Pieces per carton | Sq mts per carton | Box per pallet | Weight x ctn. (Kg)* | Sq mts per pallet M ² | Weight x pal. (Kg)* | |
|-------------------|-------------------|----------------------|----------------------------|--------------------|--------------------------|----------------------------------|---------------------------|----------|
| Serie | Formato | Pezzi per scatola | M ² per scatola | Box per pallet | Peso per scatola (Kg)* | M ² per pallet | Peso per pallet (Kg)* | |
| Série | Format | Pièces par boîte | M ² par boîte | Boîtes per palette | Poids x boîte (Kg)* | M ² par palette | Poids x pal. (Kg)* | |
| Serie | Format | Stückzahl pro Karton | M ² pro Karton | Karton pro Palette | Gewicht pro Karton (Kg)* | M ² pro Palette | Gewicht pro Palette (Kg)* | |
| Serie | Formato | Piezas por caja | M ² por caja | Cajas por palet | Peso por caja (Kg)* | M ² por palet | Peso por palet (Kg)* | |
| Серия | Размер | шт. в коробке | M ² в коробке | Коробок на палете | шт. вес коробки* | M ² на палете | вес мalleta* | |
| Marvel Dream | 120x278 ▲ | 1 | 3,340 | 18 | 49,56 | 60,05 | 892,08 | |
| | 120x240 ▲ | 1 | 2,880 | 18 | 58,00 | 51,84 | 1,044,00 | |
| | 120x120 ▲ | 2 | 2,880 | 20 | 58,00 | 57,60 | 1,160,00 | |
| | 60x120 | 2 | 1,440 | 35 | 30,00 | 50,40 | 1,050,00 | |
| | 75x150 | 2 | 2,25 | 18 | 47,36 | 40,50 | 852,48 | |
| Marvel Gala | 160x320 ▲ | 1 | 5,120 | 14 | 72,00 | 71,68 | 1,008,00 | |
| | 120x278 ▲ | 1 | 3,340 | 18 | 49,56 | 60,05 | 892,08 | |
| | 120x120 ▲ | 2 | 2,880 | 20 | 58,00 | 57,60 | 1,160,00 | |
| | 60x120 | 2 | 1,440 | 35 | 30,00 | 50,40 | 1,050,00 | |
| Marvel Gems | 60x60 | 3 | 1,080 | 40 | 21,23 | 43,20 | 849,20 | |
| | 60x120 6 mm | 3 | 2,16 | 25 | 30,78 | 54 | 769,5 | |
| Marvel Meraviglia | 160x320 ▲ | 1 | 5,120 | 14 | 72,00 | 71,68 | 1,008,00 | |
| | 120x278 ▲ | 1 | 3,334 | 18 | 49,56 | 60,05 | 892,08 | |
| | 120x240 ▲ | 1 | 2,880 | 18 | 58,00 | 51,84 | 1,044,00 | |
| | 120x120 ▲ | 2 | 2,880 | 20 | 58,00 | 57,60 | 1,160,00 | |
| | 75x150 | 2 | 2,25 | 18 | 47,36 | 40,50 | 852,48 | |
| | 60x120 | 2 | 1,440 | 35 | 30,00 | 50,40 | 1,050,00 | |
| | 60x120 6 mm | 3 | 2,16 | 25 | 30,78 | 54 | 769,5 | |
| | 60x60 | 3 | 1,080 | 40 | 21,23 | 43,20 | 849,20 | |
| | 30x60 | 7 | 1,260 | 40 | 24,85 | 50,40 | 994,00 | |
| | 60x120 20 mm | 1 | 0,720 | 35 | 33,35 | 25,20 | 1,167,25 | |
| Marvel Onyx | 160x320 ▲ | 1 | 5,120 | 14 | 72,00 | 71,68 | 1,008,00 | |
| | 120x278 ▲ | 1 | 3,334 | 18 | 49,56 | 60,05 | 892,08 | |
| | 120x240 ▲ | 1 | 2,880 | 18 | 58,00 | 51,84 | 1,044,00 | |
| | 120x120 ▲ | 2 | 2,880 | 20 | 58,00 | 57,60 | 1,160,00 | |
| | 60x120 | 2 | 1,440 | 35 | 30,00 | 50,40 | 1,050,00 | |
| | 60x120 6 mm | 3 | 2,16 | 25 | 30,78 | 54 | 769,5 | |
| | 60x60 | 3 | 1,080 | 40 | 21,23 | 43,20 | 849,20 | |
| | 30x60 | 7 | 1,260 | 40 | 24,85 | 50,40 | 994,00 | |
| | 60x120 20 mm | 1 | 0,720 | 35 | 33,35 | 25,20 | 1,167,25 | |
| | Marvel Shine | 160x320 ▲ | 1 | 5,120 | 14 | 72,00 | 71,68 | 1,008,00 |
| 160x160 ▲ | | 1 | 2,560 | 24 | 36,00 | 61,44 | 864,00 | |
| 120x278 ▲ | | 1 | 3,340 | 18 | 49,56 | 60,05 | 892,08 | |
| 120x240 ▲ | | 1 | 2,880 | 18 | 58,00 | 51,84 | 1,044,00 | |
| 120x120 lapp ▲ | | 2 | 2,880 | 20 | 57,00 | 57,60 | 1,140,00 | |
| 120x120 matte ▲ | | 2 | 2,880 | 20 | 55,50 | 57,60 | 1,110,00 | |
| 60x120 | | 2 | 1,440 | 35 | 30,00 | 50,40 | 1,050,00 | |
| 75x150 | | 2 | 2,250 | 18 | 47,36 | 40,30 | 852,48 | |
| 60x60 | | 3 | 1,080 | 40 | 21,23 | 48,30 | 849,20 | |
| 30x60 | | 7 | 1,260 | 40 | 24,85 | 50,40 | 994,00 | |
| Marvel Stone | 160x320 ▲ | 1 | 5,120 | 14 | 72,00 | 71,68 | 1,008,00 | |
| | 120x278 ▲ | 1 | 3,340 | 18 | 49,56 | 60,05 | 892,08 | |
| | 120x240 ▲ | 1 | 2,880 | 18 | 58,00 | 51,84 | 1,044,00 | |
| | 120x120 ▲ | 2 | 2,880 | 20 | 58,00 | 57,60 | 1,160,00 | |
| | 60x120 | 2 | 1,440 | 35 | 30,00 | 50,40 | 1,050,00 | |
| | 75x150 | 2 | 2,250 | 18 | 47,36 | 40,50 | 852,48 | |
| | 60x60 | 3 | 1,080 | 40 | 21,23 | 43,20 | 849,20 | |
| | 30x60 | 7 | 1,260 | 40 | 24,85 | 50,40 | 994,00 | |
| | 60x120 20 mm | 1 | 0,720 | 35 | 33,35 | 25,20 | 1,167,25 | |
| | Marvel Travertine | 120x278 ▲ | 1 | 3,340 | 18 | 49,56 | 60,05 | 892,08 |
| 120x240 ▲ | | 1 | 2,880 | 18 | 58,00 | 51,84 | 1,044,00 | |
| 120x120 ▲ | | 2 | 2,880 | 20 | 58,00 | 57,60 | 1,160,00 | |
| 60x120 | | 2 | 1,440 | 35 | 30,00 | 50,40 | 1,050,00 | |
| 60x120 6 mm | | 3 | 2,16 | 25 | 30,78 | 54 | 769,5 | |
| 60x60 | | 3 | 1,080 | 40 | 21,23 | 43,20 | 849,20 | |
| 30x60 | | 7 | 1,260 | 40 | 24,85 | 50,40 | 994,00 | |
| 60x120 20 mm | | 1 | 0,720 | 35 | 33,35 | 25,20 | 1,167,25 | |
| Marvel X | | 120x278 ▲ | 1 | 3,340 | 18 | 49,56 | 60,05 | 892,08 |
| | | 120x240 ▲ | 1 | 2,880 | 18 | 58,00 | 51,84 | 1,044,00 |
| | 120x120 ▲ | 2 | 2,880 | 20 | 58,00 | 57,60 | 1,160,00 | |
| | 75x150 | 2 | 1,440 | 35 | 30,00 | 50,40 | 1,050,00 | |
| | 60x120 | 2 | 1,440 | 35 | 30,00 | 50,40 | 1,050,00 | |
| | 60x120 6 mm | 3 | 2,16 | 25 | 30,78 | 54 | 769,5 | |
| | 60x60 | 3 | 1,080 | 40 | 21,23 | 43,20 | 849,20 | |
| | 30x60 | 7 | 1,260 | 40 | 24,85 | 50,40 | 994,00 | |
| | 60x120 20mm | 1 | 0,720 | 35 | 33,35 | 25,20 | 1,167,25 | |
| | Norde | 60x120 | 2 | 1,440 | 35 | 30,00 | 50,40 | 1,050,00 |
| 60x60 | | 3 | 1,080 | 40 | 21,57 | 43,20 | 862,80 | |
| 30x60 | | 7 | 1,260 | 40 | 24,85 | 50,40 | 994,00 | |
| 60x120 20 mm | | 1 | 0,720 | 35 | 33,35 | 25,20 | 1,167,25 | |
| 60x90 20 mm | | 2 | 1,080 | 18 | 48,50 | 19,44 | 873,00 | |
| 80x80 20 mm | | 1 | 0,64 | 42 | 29,70 | 26,88 | 1,247,40 | |
| 60x60 20 mm | | 2 | 0,72 | 30 | 33,00 | 21,60 | 990,00 | |
| Prism | 120x278 ▲ | 1 | 3,340 | 18 | 49,56 | 60,05 | 892,08 | |
| | 120x120 ▲ | 2 | 2,880 | 20 | 58,00 | 57,60 | 1,160,00 | |
| | 60x120 | 2 | 1,440 | 35 | 30,00 | 50,40 | 1,050,00 | |
| | 60x60 | 3 | 1,080 | 40 | 21,57 | 43,20 | 862,80 | |
| | 30x60 | 7 | 1,260 | 40 | 24,85 | 50,40 | 994,00 | |
| 120x120 20 mm ▲ | 1 | 1,440 | 20 | 67,66 | 28,80 | 1,353,20 | | |
| 80x80 20 mm ▲ | 1 | 0,64 | 42 | 29,70 | 26,88 | 1,247,40 | | |

Wall tiles general packing and weight

| Series | Size | Pieces per carton | Sq mts per carton | Box per pallet | Weight x ctn. (Kg)* | Sq mts per pallet M ² | Weight x pal. (Kg)* |
|------------------------|-----------------------|----------------------|----------------------------|--------------------|--------------------------|----------------------------------|---------------------------|
| Serie | Formato | Pezzi per scatola | M ² per scatola | Box per pallet | Peso per scatola (Kg)* | M ² per pallet | Peso per pallet (Kg)* |
| Série | Format | Pièces par boîte | M ² par boîte | Boîtes per palette | Poids x boîte (Kg)* | M ² par palette | Poids x pal. (Kg)* |
| Serie | Format | Stückzahl pro Karton | M ² pro Karton | Karton pro Palette | Gewicht pro Karton (Kg)* | M ² pro Palette | Gewicht pro Palette (Kg)* |
| Serie | Formato | Piezas por caja | M ² por caja | Cajas por palet | Peso por caja (Kg)* | M ² por palet | Peso por palet (Kg)* |
| Серия | Размер | шт. в коробке | M ² в коробке | Коробок на палете | шт. вес коробки* | M ² на палете | вес мalleta* |
| 3D Wall Carve | 40x80 | 4 | 1,280 | 54 | 20,28 | 69,12 | 1,095,12 |
| | 50x120 matte - 8,5 mm | 3 | 1,80 | 35 | 28,00 | 63,00 | 980,00 |
| 3D Wall Design | 50x120 matte - 11 mm | 3 | 1,80 | 30 | 30,75 | 54,00 | 922,50 |
| | 40x80 | 4 | 1,28 | 54 | 19,91 | 69,12 | 1,075,14 |
| | 30,5x56 matte | 8 | 1,37 | 32 | 26,00 | 43,72 | 832,00 |
| 3D Wall Plaster | 50x120 | 3 | 1,800 | 35 | 28,00 | 63,00 | 980,00 |
| Aplomb | 50x120 | 3 | 1,800 | 35 | 28,00 | 63,00 | 980,00 |
| Boost Wall | 40x80 | 4 | 1,280 | 54 | 18,80 | 69,12 | 1,015,20 |
| Boost Color Wall | 3D Urban 40x80 | 4 | 1,280 | 48 | 21,20 | 61,44 | 1,017,60 |
| | 50x120 | 3 | 1,800 | 35 | 28,00 | 63,00 | 980,00 |
| Boost Expression Wall | 50x120 - 8,5 mm | 3 | 1,80 | 35 | 28,00 | 63,00 | 980,00 |
| | 50x120 - 10 mm | 3 | 1,80 | 30 | 30,75 | 54,00 | 922,50 |
| Boost Icor Wall | 50x120 - 8,5 mm | 3 | 1,80 | 35 | 28,00 | 63,00 | 980,00 |
| | 50x120 - 10 mm | 3 | 1,80 | 30 | 30,75 | 54,00 | 922,50 |
| Boost Natural Wall | 50x120 | 3 | 1,800 | 35 | 28,00 | 63,00 | 980,00 |
| Boost Natural Pro Wall | 50x120 | 3 | 1,800 | 35 | 28,00 | 63,00 | 980,00 |
| Boost Pro Wall | 40x80 | 4 | 1,280 | 54 | 18,80 | 69,12 | 1,015,20 |
| | 3D Urban 40x80 | 4 | 1,280 | 48 | 21,20 | 61,44 | 1,017,60 |
| | 40x80 | 4 | 1,280 | 54 | 19,28 | 69,12 | 1,041,12 |
| Brave Wall | 3D Wave 40x80 | 4 | 1,280 | 48 | 21,20 | 61,44 | 1,017,60 |
| | 3D Blade 40x80 | 4 | 1,280 | 48 | 21,20 | 61,44 | 1,017,60 |
| Lims Wall | 40x80 | 4 | 1,280 | 54 | 19,00 | 69,12 | 1,026,00 |
| Log Wall | 50x120 | 3 | 1,800 | 35 | 28,00 | 63,00 | 980,00 |
| Marvel | 30,5x56 | 9 | 1,540 | 32 | 24,03 | 49,19 | 768,96 |
| Marvel 3D Wall | 50x120 | 3 | 1,800 | 35 | 28,00 | 63,00 | 980,00 |
| Marvel Diva Wall | 50x120 | 3 | 1,800 | 35 | 28,00 | 63,00 | 980,00 |
| Marvel Shine Wall | 50x120 | 3 | 1,800 | 35 | 28,00 | 63,00 | 980,00 |
| | 40x80 | 4 | 1,280 | 54 | 19,00 | 69,12 | 1,026,00 |
| Prism Wall | 50x120 | 3 | 1,800 | 35 | 28,00 | 63,00 | 980,00 |

* +/- 10% The reported values do not include the weight of pallets. - I valori riportati non comprendono il peso dei pallet. - +/- 10% Les valeurs indiquées ne comprennent pas le poids des palettes. - +/- 10% Die genannten Werte verstehen sich ohne das Gewicht der Paletten. - +/- 10% Los valores indicados no incluyen el peso de los palets. - +/- 10% Указанные значения не включают вес поддонов.

▲ Packaging on pallets, also available on a-frames(see page 412) - Imballo su pallet, disponibile anche imballo su cavalletto a pag. 412 - Emballage sur palette, emballage sur chevalet également disponible page 412 - Verpackung auf Palette, auch auf Bock erhältlich - Seite 412 - Embalaje paletizado, también disponible en embalaje sobre caballetes en la página 412 - Упаковка на поддонах, возможна также упаковка на специальных подставках-стойках - стр. 412

January 2025
Reported data can be subject to variations throughout the year, present values are updated on the date of catalogue printing.
I dati riportati possono subire delle variazioni nel corso dell'anno, i valori sono aggiornati al mese di stampa.

Large sizes general packing and weight

120x120 - 47 1/4" x 47 1/4" 120x240 - 47 1/4" x 94 1/2" 20x278 47 1/4" x 109 1/2" 160x160 - 63" x 63" 160x320 - 63" x 126" 162x324 - 63 3/4" x 127 1/2"

| Packaging Imballo Boitage Verpackung Embalaje Упаковка | AS400 Code Codice AS400 Code AS400 Artikelcode AS 400 Código AS400 Код AS400 | Packaging Size Dimensioni imballo Dimension Emballage Verpackungsmaße Dimensiones de Embalaje Размер Упаковки (cm) | Packaging weight Peso imballo Poids Emballage Verpackungsgewicht Peso Embalaje Вес Упаковки (kg) | Slabs size Formati Formats Formatgrösse Formatos Размер Плит (cm) | Max N° slabs Max N° pezzi N° Max de pièces Anzahl der Platten Max N ° piezas Максимальное Количество Плит | Max Sqm Max Mq M² max Maximale qm Max M² Макс. M² | |
|--|---|--|--|---|---|---|-----------|
| 120x120 | Pallet Palette Paleta Паллет | - | - | 120x120x0,9 cm | 40 | 57,60 mq | |
| | | | | 120x120x2,0 cm | 20 | 28,8 mq | |
| 120x120 | Wooden A-Frame Cavalletto di legno Chevalet en Bois A-Bock Holz Caballete de Madera Деревянная А-Опора | IMCD | 130x75x158(h) cm | 60 kg | 120x120x0,9 cm | 40 | 57,60 mq |
| | | | | | 120x120x2,0 cm | 20 | 28,8 mq |
| 120x240 | Wooden Crate Cassa di Legno Caisse en Bois Holzbox Caja de Madera Деревянный Ящик | IMCA | 256x141x36(h) cm | 102kg | 120x240x0,9 cm | 18 | 51,84 mq |
| | | | | | 120x240x0,9 cm | 18 | 51,84 mq |
| 120x240 | Wooden A-Frame Cavalletto di Legno Chevalet en Bois A-Bock Holz Caballete de Madera Деревянная А-Опора | IMCE | 250x75x159(h) cm | 126kg | 120x240x0,9 cm | 36 | 103,6 mq |
| | | | | | 120x240x0,9 cm | 36 | 103,6 mq |
| 120x278 | Wooden Crate Cassa di Legno Caisse en Bois Holzbox Caja de Madera Деревянный Ящик | IMCB | 292x141x36(h) cm | 108kg | 120x278x0,6 cm | 18 | 60,05 mq |
| | | | | | 120x278x0,6 cm | 18 | 60,05 mq |
| 120x278 | Wooden A-Frame Cavalletto di Legno Chevalet en Bois A-Bock Holz Caballete de Madera Деревянная А-Опора | IMCF | 290x75x159(h) cm | 136kg | 120x278x0,6 cm | 42 | 140,11 mq |
| | | | | | 120x278x0,6 cm | 42 | 140,11 mq |
| 120x278 | Wooden Crate Kit Endless * (only for kit Endless) Cassa di Legno Kit Endless * (solo per kit Endless) Caisse en Bois Kit Endless * (que pour le Kit Endless) Holzbox Kit Endless * (nur für Endless Kit) Caja de Madera Kit Endless * (solo para el kit Endless) Деревянный Ящик для Kit Endless * (только для Kit Endless) | A6NZ | 296x141x25(h) cm | 65kg | 120x278x0,6 cm | 7 | 16,68 mq |
| | | | | | 120x278x0,6 cm | 7 | 16,68 mq |
| 120x278 | Wooden L-Frame per Atlas Concorde Pack 120x278 Cavalletto a L di Legno 120x278 L Chevalet en Bois L-Bock Holz L-Caballete de Madera Деревянная L-Опора | AX4Y | 305x75x142(h) cm | 40kg | 120x278x0,6 cm | 10 | 33,36 |
| | | | | | 120x278x0,6 cm | 10 | 33,36 |
| 120x278 | Atlas Concorde Pack 120x278 | AX7I | 293x3xh130 cm | 6 kg | 120x278x0,6 cm | 1 | / |
| | | | | | 120x278x0,6 cm | 1 | / |
| 160x160 | Wooden Crate Cassa di Legno Caisse en Bois Holzbox Caja de Madera Деревянный Ящик | AØ5L | 183x174x41(h) cm | 91kg | 160x160x0,6 cm | 24 | 61,44 mq |
| | | | | | 160x160x0,6 cm | 24 | 61,44 mq |
| 160x160 | Wooden A-Frame Cavalletto di Legno Chevalet en Bois A-Bock Holz Caballete de Madera Деревянная А-Опора | AØ5M | 170x75x200(h) cm | 84kg | 160x160x0,6 cm | 48 | 122,88 mq |
| | | | | | 160x160x0,6 cm | 48 | 122,88 mq |
| 160x320 RT 162x324 159x324 | Wooden A-Frame Cavalletto di legno Chevalet en Bois A-Bock Holz Caballete de Madera Деревянная А-Опора | IMCC | 344x175x37(h) cm | 139kg | 160x320x0,6 cm | 14 | 71,68 mq |
| | | | | | 162x324x0,6 cm | 14 | 73,48 mq |
| 160x320 RT 162x324 159x324 | Wooden A-Frame Cavalletto di legno Chevalet en Bois A-Bock Holz Caballete de Madera Деревянная А-Опора | IMCG | 330x75x195(h) cm | 173kg | 162x324x12 cm | 8 | 40,96 mq |
| | | | | | 162x324x20 cm | 4 | 20,99 mq |
| 160x320 RT 162x324 159x324 | Wooden A-Frame Cavalletto di legno Chevalet en Bois A-Bock Holz Caballete de Madera Деревянная А-Опора | IMCG | 330x75x195(h) cm | 173kg | 159x324x20 cm | 4 | 20,60 mq |
| | | | | | 160x320x0,6 cm | 42 | 215,04 mq |
| 160x320 RT 162x324 159x324 | Wooden A-Frame Cavalletto di legno Chevalet en Bois A-Bock Holz Caballete de Madera Деревянная А-Опора | IMCG | 330x75x195(h) cm | 173kg | 162x324x0,6 cm | 42 | 220,45 mq |
| | | | | | 162x324x12 cm | 22 | 112,64 mq |
| 160x320 RT 162x324 159x324 | Wooden A-Frame Cavalletto di legno Chevalet en Bois A-Bock Holz Caballete de Madera Деревянная А-Опора | IMCG | 330x75x195(h) cm | 173kg | 162x324x20 cm | 12 | 62,99 mq |
| | | | | | 159x324x20 cm | 12 | 61,82 mq |
| 160x320 RT 162x324 159x324 | Iron A-Frame Cavalletto di ferro Chevalet en Fer A-Bock Metall Caballete de Hierro Металлическая Опора | IMCH | 335x75x199(h) cm | 155kg | 160x320x0,6 cm | 42 | 215,04 mq |
| | | | | | 162x324x0,6 cm | 42 | 220,45 mq |
| 160x320 RT 162x324 159x324 | Iron A-Frame Cavalletto di ferro Chevalet en Fer A-Bock Metall Caballete de Hierro Металлическая Опора | IMCH | 335x75x199(h) cm | 155kg | 162x324x12 cm | 22 | 112,64 mq |
| | | | | | 162x324x20 cm | 12 | 62,99 mq |
| 160x320 RT 162x324 159x324 | Iron A-Frame Cavalletto di ferro Chevalet en Fer A-Bock Metall Caballete de Hierro Металлическая Опора | IMCH | 335x75x199(h) cm | 155kg | 159x324x20 cm | 12 | 61,82 mq |
| | | | | | 160x320x0,6 cm | - | - |
| 162x324 159x324 | Bundles Only from Verona warehouse | TRAP | - | 30-40kg | 162x324x0,6 cm | - | - |
| | | | | | 162x324x12 cm | 18 | 94,50 mq |
| 162x324 159x324 | Bundles Only from Verona warehouse | TRAP | - | 30-40kg | 162x324x20 cm | 12 | 63,00 mq |
| | | | | | 159x324x20 cm | 12 | 61,82 mq |

* "Leggera" Crate - Cassa "Leggera" - Caisse "Leggera" - Holzkiste "Leggera" - Cajones "Leggera" - Легкий Ящик

| 20' Container - Container 20 piedi - Conteneur 20' - 20' Container - Contenedor de 20 pies - 20' Контейнер 5,90x2,32x2,35(h) m | |
|--|---|
| 1200x2400 | nr. 11 crates - casse - caisses - Anzahl Holzboxen - cajas - количество ящиков 1200x2400 + 2 stands - cavalletti - chevalets - Anzahl A-Böcke - caballetes - количество опор 1200x2400 |
| 1200x1200 | nr. 12 crates - casse - caisses - Anzahl Holzboxen - cajas - количество ящиков 1200x1200 + 5 stands - cavalletti - chevalets - Anzahl A-Böcke - caballetes - количество опор 1200x1200 |
| 1200x2780 | nr. 6 stands - cavalletti - chevalets - Anzahl A-Böcke - caballetes - количество опор 1200x2780 |
| 1200x2780 | nr. 11 crates - casse - caisses - Anzahl Holzboxen - cajas - количество ящиков 1200x2780 + 2 stands - cavalletti - chevalets - Anzahl A-Böcke - caballetes - количество опор 1200x2780 |
| 1200x2780 Pack in Lframe | nr. 3 L-frames (max up to 10 Atlas Concorde Pack 1200x2780, each) (+ 4 spaces - spazi - places - Leerzeichen - espacios - пробелов 80cmx120cm) |
| 1600x3200 | nr. 5 crates - casse - caisses - Anzahl Holzboxen - cajas - количество ящиков 1600x3200 (+ 4 spaces - spazi - places - Leerzeichen - espacios - пробелов 80cmx120 cm) |
| 1600x3200 | nr. 3 stands - cavalletti - chevalets - Anzahl A-Böcke - caballetes - количество опор 1600x3200 (+ 4 spaces - spazi - places - Leerzeichen - espacios - пробелов 80cmx120cm) |
| 1600x1600 | nr. 15 crates - casse - crates - crates - crates - crates 1600x1600 |
| 1600x1600 | nr. 9 stands type 2 - cavalletti tipo 2 - chevalets type 2 - Anzahl A-Böcke Typ 2 - caballetes tipo 2 - количество опор тип 2 1600x1600 |

| 40' Container - Container 40 piedi - Conteneur 40' - 40' Container - Contenedor de 40 Pies - 40' Контейнер 11,90x2,32x2,35(h) m | |
|---|--|
| 1200x2400 | nr. 12 stands - cavalletti - chevalets - Anzahl A-Böcke - caballetes - количество опор 1200x2400 |
| 1200x2400 | nr. 21 crates - casse - caisses - Anzahl Holzboxen - cajas - количество ящиков 1200x2400 + 4 stands - cavalletti - chevalets - Anzahl A-Böcke - caballetes - количество опор 1200x2400 |
| 1200x1200 | nr. 27 crates - casse - caisses - Anzahl Holzboxen - cajas - количество ящиков 1200x1200 |
| 1200x2780 | nr. 12 stands - cavalletti - chevalets - Anzahl A-Böcke - caballetes - количество опор 1200x2780 |
| 1200x2780 | nr. 21 crates - casse - caisses - Anzahl Holzboxen - cajas - количество ящиков 1200x2780 + 4 stands - cavalletti - stands - chevalets - Anzahl A-Böcke - caballetes - количество опор 1200x2780 |
| 1200x2780 Pack in Lframe | nr. 9 L-frames (max up to 10 Atlas Concorde Pack 1200x2780, each) (+ 5 spaces - spazi - places - Leerzeichen - espacios - пробелов 80cmx120cm) |
| 1600x3200 | nr. 15 crates - casse - caisses - Anzahl Holzboxen - cajas - количество ящиков 1600x3200 |
| 1600x3200 | nr. 9 stands - cavalletti - chevalets - Anzahl A-Böcke - caballetes - количество опор 1600x3200 |
| 1600x1600 | nr. 28 crates - casse - caisses - Anzahl Holzboxen - cajas - количество ящиков 1600x1600 |
| 1600x1600 | nr. 21 stands - cavalletti - chevalets - Anzahl A-Böcke - caballetes - количество опор 1600x1600 |

| Truck, maximum loadable weight - Camion, peso massimo caricabile - Camion, poids maximum chargeable LKW maximal ladbares Gewicht - Camión, peso máximo cargable - Грузовик, максимальная нагрузка | |
|---|---|
| 30 Ton. | |
| 1200x2400 | nr. 25 crates - casse - caisses - Anzahl Holzboxen - cajas - количество ящиков 1200x2400 |
| 1200x1200 | nr. 24 crates - casse - crates - caisses - Anzahl Holzboxen - cajas - количество ящиков 1200x1200 |
| 1200x2780 | nr. 20 crates - casse - caisses - Anzahl Holzboxen - cajas - количество ящиков 1200x2780 |
| 1200x2780 Pack in Lframe | nr. 12 L-frames (max up to 10 Atlas Concorde Pack 1200x2780, each) |
| 1600x3200 | nr. 15 crates - casse - caisses - Anzahl Holzboxen - cajas - количество ящиков 1600x3200 |
| 1600x3200 | nr. 9 stands - cavalletti - chevalets - Anzahl A-Böcke - caballetes - количество опор 1600x3200 |
| 1600x1600 | nr. 27 crates - casse - caisses - Anzahl Holzboxen - cajas - количество ящиков 1600x1600 |
| 1600x1600 | nr. 16 stands - cavalletti - chevalets - Anzahl A-Böcke - caballetes - количество опор 1600x1600 |

The quantities loaded must take into account the weight (in order not to exceed the maximum weight limits). - Il calcolo deve tenere conto del peso (in modo da non eccedere i limiti di portata). - Le calcul doit prendre en compte le poids (afin de ne pas dépasser les limites). - Die Verpackungsanzahl muss für das Gesamtgewicht berücksichtigt werden. - El cálculo debe tener en cuenta el peso (para no exceder los límites de capacidad). - Необходимо учитывать общий вес (во избежание его превышения).

General conditions of sale

1. FINALISATION OF THE CONTRACT

1.1. Every sales contract is governed by the main Conditions of Sale set out below. Under no circumstances shall the Seller be bound by any General Contract Terms of the Purchaser, even if they are referred to or incorporated in orders or any other document sent to the Seller, unless the latter has specifically agreed to them in writing .

1.2. The sales contract shall be considered finalised when: (i) the Purchaser receives the Seller's written confirmation of the order; (ii) if the confirmation sent by the Seller contains conditions that differ from the Order received from the Purchaser, when the latter accepts it in writing; (iii) if the Seller does not provide a written confirmation, when the Products are delivered and loaded by the Purchaser and/or the carrier assigned to collect them.

1.3. The Purchaser is in agreement regarding the need to restrict its sales of the Seller's Products to the country within which it, the Purchaser, is based. The Seller considers this rule essential in order to coordinate its sales policy and rationalise its distribution network, with offers better tailored to each country's needs. The Purchaser acknowledges that this rule is also in its own best interests. **The Purchaser therefore undertakes to market the Products supplied by Ceramiche Atlas Concorde SpA only in its country of residence, refraining from promoting active sales, including online, with customers located in the territory of a country other than its own.** For triangular deals, this undertaking shall apply to the country for which the goods are actually destined. The Purchaser shall only resell the product outside its territory with written authorisation from the Seller, except for sales concerning non-first grade or discontinued Products.

1.4. In cases of force majeure, the Party affected by the event shall be relieved of its contractual obligations and of the consequences of its default (penalties, compensation for damages). Force majeure shall be construed as the occurrence of an event or circumstance ("Force Majeure Event") that prevents one Party from fulfilling one or more contractual obligations, if, and to the extent to which, the Party under the impediment ("the Affected Party") demonstrates: a) that the impediment is beyond its reasonable control; b) that it could not reasonably have been foreseen at the time of signing of the contract; and c) that the effects of the impediment could not reasonably have been avoided or overcome by the Affected Party. The Party affected by the Force Majeure Event shall notify the other Party in a timely manner in writing.

2. SHIPPING AND DELIVERY TERMS

2.1. Unless otherwise agreed in the confirmation of order, Products shall be delivered ex-works.

2.2. Unless specifically requested and agreed prior to the Confirmation of Order, the Seller does not guarantee that orders for any single article are all shipped from the same production lot.

2.3. Delivery terms are guideline and any extension of them shall not entitle the Purchaser to claim compensation, under any circumstances.

2.4 If the Purchaser fails to collect the goods within 14 (fourteen) days after the date of the notice that they are ready, the Seller will be forced for reasons of space to return the goods to the storage facilities, thereby incurring additional costs; the Seller specifically reserves the right to charge these additional costs to the Purchaser.

For "custom", i.e. bespoke, products under the "ATLAS CONCORDE HABITAT" brand only, the Purchaser is granted 40 days from notification that the goods are ready to arrange collection of the product. If the Purchaser fails to collect the goods within 40 days, the Seller shall hold the product at the Purchaser's disposal for a further 20 days, after which the contract shall be considered rescinded and the Seller shall be entitled to a penalty in compensation for the damages incurred, set hereby as equal to the price of sale of the product; the Purchaser specifically waives all right to request reduction of this sum.

2.5. The Purchaser shall instruct the carrier to inspect the Products prior to loading and any objections concerning the state of the packaging and any discrepancies between the quantities loaded and those entered in the

transport document shall be made at the time of loading and entered in all copies of the transport document. If no such entries are made, the Products loaded shall be considered to be undamaged and complete.

2.6. The Purchaser shall also instruct the carrier to check that the vehicle is suitable for the load in view of the nature of the Products, and to ensure that the goods are correctly loaded and stable, to prevent any breakages in transit and to comply with all safety provisions concerning the roadworthiness of the vehicle.

3. PRODUCT CHARACTERISTICS

3.1. The Seller declares that the Products comply with the applicable Italian and EU regulations for their sector.

3.2. The Seller only guarantees the technical characteristics published on its website in the Technical Sheet document (at the links <https://www.atlasconcorde.com/en/download-area> and <https://www.atlasplan.com/en/download/>).

3.3. The intended use stated by the Seller is always purely guideline, **since the Purchaser is always responsible for assessing the product's suitability for the specific conditions of use, considering the stresses and variables which may occur in the intended location and affect its characteristics,** such as intensity and type of a traffic (e.g. foot traffic with sand and debris present), any adverse weather conditions and any other situation to which the material may actually be exposed. **Any intended use different from and/or not compatible with the Seller's recommendations stated in its catalogues available at <https://www.atlasconcorde.com/en/download-area>, or the specific conditions of use, shall in no way constitute a defect in the product's quality and/or conformity, and therefore no conventional and/or legal warranty shall apply.**

3.4. Any illustrations and/or images of the Products which appear in the Seller's websites, brochures, catalogues, price lists or similar documents are purely guideline and illustrative. Similarly, samples and models only provide guidance concerning the Products' characteristics and are not binding on the Seller unless specifically referred to in the order confirmation as essential characteristics and/or qualities of the product. **Sales are therefore made "by Sample Type" and not "by Sample".**

4. CLAIMS AND WARRANTY FOR FAULTS

4.1. Upon receipt of the Products, the Purchaser shall check them thoroughly, including the packaging, by means of a visual inspection carried out in accordance with point 9 of the UNI EN ISO 10545-2 standards. Approval inspection of the tiled surface prior to installation consists of a visual examination (with the naked eye or with glasses if usually worn) of the surface from a distance of 1.0 metres vertically to it, or a tactile examination if necessary.

4.2. While the acceptability limits enforced by the EN 14411 (ISO 13006) international standard shall apply in all cases, the Parties accept as Identifiable Faults those Product defects immediately visible on receipt of the goods which make the material unfit for purpose or significantly reduce its value, including, for example:

- surface defects;
- defects in decoration (drips, stains, mixing of colours, nonconformity of colour shade, etc.);
- dimensional defects (working size, flatness, thickness, perpendicularity-straightness of edges);
- structural defects (cracks, chips, etc.).

Hidden Faults shall include, for example:

- cracks at right angles to edges or crazing after installation ("flaking") not due to incorrect cutting and installation after sale;
- tendency to stain, i.e. Products which retain dirt at an abnormal rate and are difficult to clean, not due to incorrect installation and/or maintenance;
- defects in shine, i.e. Products which with grazing light reflect the light differently to those next to them, said effect being unintentional and not identifiable by visual and/or tactile inspection.

4.3. The Seller's warranty shall only apply if faults and defects are due to the product's manufacturing process and shall be completely void if they arise from the post-delivery processing of the product, defined as, for example, any shaping, drilling and cutting of tiles or slabs and/or any activity necessary for their use and, in the event that defects occur even though both installation and processing are performed in strict compliance with the recommendations regarding the procedures to be adopted before and during installation provided in the document containing guidance on Installation, Use, Cleaning and Maintenance on the Seller's website (<https://www.atlasconcorde.com/in/download-area>, "Technical Sheets" section) and with good practice.

Guidance on the Installation, Use and Maintenance of "Atlas Plan" brand products can be requested directly from the Seller or downloaded using the QR code on the label affixed to the Product.

4.4. The warranty is limited only to first grade Products and shall only apply on condition that Identifiable Faults in the goods are reported with 8 (eight) days after delivery, while Hidden Faults must be reported within 8 (eight) days after discovery and the relative right expires one year after delivery.

4.5. In the event that the Purchaser detects Identifiable Faults, the whole lot of material must be kept at the Seller's disposal.

4.6. If it is confirmed that the Product has Identifiable Faults, as defined in point 4.2, **the Seller shall replace the faulty Product with another one with the same or superior characteristics; should this not be possible, the Seller shall apply an appropriate price reduction. As an alternative, the Purchaser may return the faulty Products and shall then be entitled to a refund of the price paid plus the transport cost, with no compensation for any other direct and/or indirect damage.**

4.7. The Seller's warranty shall be void if Products all or some of which are affected by Identifiable Faults have been installed and/or used and/or transformed in any way. **In this case, the Purchaser's action (i.e. the installation and/or use and/or transformation) shall constitute acceptance of the Product "as is"; the Seller shall therefore not accept claims for Products that have already been installed and/or transformed and/or used, as this constitutes implicit acceptance of the Product.**

4.8. If it is confirmed that the Product has Hidden Faults, as defined in point 4.2, **the Seller's warranty shall be limited to replacement of the material with another one with the same or superior characteristics, or if this is not possible to refund of the price paid plus freight costs. In all cases, the Seller's warranty for any direct and/or indirect damage in any way caused by the faulty product shall be limited to an amount that shall not be greater than twice the selling price charged by the Seller, in relation only to those goods which are faulty.**

4.9 In the event that the Purchaser resells the Product to parties who enjoy safeguards under consumer protection legislation (in Italy, Decree Law no. 206/2005), the Purchaser shall be responsible for the conditions applied, if different from those stated herein, and shall ensure that the consumer is able to exercise their rights in accordance with the remedies and terms established by the said legislation. If there are the grounds for the Purchaser to exercise the right of recourse and/or to make a claim against the Seller/manufacturer, the said action shall be subject to the exemptions and limits contained in points 4.1 and 4.8 herein.

4.10 Before handling the Products, the Purchaser shall check the packaging for damage and verify its strength. **For specific types of packaging (for example, "Packaging for one or more slabs", such as the "AC Pack" or "EasyPack") the Purchaser shall comply strictly with the instructions and precautions for handling and use marked on the said packaging and provided on the website at <https://lc.cx/dzweiC>.** The Seller does not accept any liability arising from failure to comply with the instructions and/or warnings, or for nonconforming use.

4.11. "Packaging for one or more slabs", such as the "AC Pack" or "EasyPack", must only be used for the Seller's Products.

4.12 Products must be used and handled in accordance with the Seller's instructions and all applicable regulations, especially those regarding safety.

Using and/or processing and/or handling the Products without due care and/or incorrectly and/or without adopting the necessary precautions may cause serious personal injury and/or damage to property.

5. PAYMENTS

5.1. The Purchaser shall not suspend or delay payment for the material of which it has taken delivery for any reason, including claimed faults or defects in the material, except naturally for the right to request sums it can show that it has paid unduly.

5.2 For all legal intents and purposes the payment shall only be made to the Seller's registered office, except with specific written authorisation.

5.3 Sums due to the Seller shall not be written off against claimed credits which are not agreed to and/or specifically recognised in writing.

6. CONTRACT LANGUAGE, APPLICABLE LAW, JURISDICTION AND AUTHORITY

6.1. The Contract and these Conditions are drafted in Italian, and in case of discrepancies with translations into other languages the Italian text shall prevail.

6.2. Any disputes relating in any way to the supply of products shall be subject to Italian law and the jurisdiction of the Italian State.

6.3. The Law Court of Modena shall have sole territorial authority for the settlement of any dispute relating in any way to the supply of products, with all others excluded.

INDEX



PRODUCT FINDER



SURFACE RANGE



COMPANY



COLLECTIONS



LARGE SIZES



SLABS FOR COUNTERTOPS & FURNITURE



BATHROOM FURNITURE & TABLES



FACADES



TECHNICAL SPECIFICATIONS



Condizioni generali di vendita

1. MODALITA' DI CONCLUSIONE DEL CONTRATTO

1.1. Ogni contratto di vendita è disciplinato dalle seguenti principali Condizioni Generali. In nessun caso il Venditore sarà vincolato da eventuali Condizioni Generali di contratto dell'Acquirente, neanche qualora esse siano richiamate o riportate negli ordini o in qualsiasi altra documentazione trasmessa al Venditore, salvo il caso in cui quest'ultimo le abbia espressamente accettate per iscritto.

1.2. La vendita dovrà ritenersi conclusa nel momento in cui: (i) l'Acquirente riceva una conferma scritta dal Venditore conforme all'ordine; (ii) in caso di conferma inviata dal Venditore contenente condizioni difformi dall'Ordine ricevuto dall'Acquirente quando questi l'accetti per iscritto; (iii) in assenza di conferma scritta da parte del Venditore, nel momento in cui i Prodotti saranno consegnati e caricati dall'Acquirente e/o al vettore incaricato del ritiro.

1.3. L'Acquirente condivide l'esigenza di limitare al territorio nazionale le vendite di Prodotti del Venditore. Il Venditore ritiene questa regola elemento indispensabile per permettergli di coordinare la sua politica commerciale e razionalizzare la rete distributiva, con offerte più orientate alle necessità dei singoli Paesi. Parimenti, l'Acquirente riconosce che tale esigenza costituisce una tutela anche dei propri interessi. L'Acquirente si obbliga quindi a commercializzare i Prodotti forniti da Ceramiche Atlas Concorde SpA esclusivamente nel suo Paese di residenza, astenendosi dal promuovere vendite attive, anche online, con clienti situati nel territorio di uno Stato diverso dal proprio. Per le operazioni triangolari il presente obbligo si applica al Paese di effettiva destinazione finale della merce. L'Acquirente potrà rivendere il prodotto al di fuori dal proprio territorio nel caso in cui riceva autorizzazione per iscritto da parte del Venditore, o nel caso in cui la rivendita riguardi Prodotti non di prima scelta, oppure Prodotti fuori produzione.

1.4. Nei casi di forza maggiore, la Parte che subisce l'evento sarà esonerata dall'obbligo di adempiere la sua obbligazione contrattuale e non subirà le conseguenze dell'inadempimento (penali, risarcimento danni). Costituisce forza maggiore il verificarsi di un evento o circostanza ("Evento di Forza Maggiore") che impedisce ad una Parte di eseguire una o più obbligazioni contrattuali, se e nella misura in cui la Parte che subisce l'impedimento ("la Parte Interessata") prova: a) che l'impedimento è fuori dal suo ragionevole controllo; e b) che esso non avrebbe ragionevolmente potuto essere previsto al momento della conclusione del contratto; e c) che gli effetti dell'impedimento non avrebbero potuto essere ragionevolmente evitati o superati dalla Parte Interessata. La Parte che subisce l'Evento di Forza Maggiore deve darne tempestiva comunicazione scritta alla controparte.

2. RESA E TERMINI DI SPEDIZIONE E CONSEGNA

2.1. Salvo patto contrario, che dovrà risultare dalla conferma dell'ordine, la fornitura dei Prodotti deve intendersi Franco Fabbrica del Venditore (resa "Ex Works").

2.2. Salvo specifiche richieste da concordare prima della Conferma d'Ordine, il Venditore non garantisce che l'ordine del singolo articolo venga evaso tutto con un medesimo lotto di produzione.

2.3. I termini di consegna sono da intendersi indicativi e la proroga di essi non può far maturare all'Acquirente alcun diritto a richiedere indennizzi, ogni eccezione rimossa.

2.4. Se, trascorsi 14 (quattordici) giorni dalla data di avviso di merce pronta, l'Acquirente non ritira il materiale, il Venditore sarà costretto per ragioni di spazio a riportare il materiale a magazzino sostenendo costi supplementari; il Venditore si riserva espressamente di addebitare tali costi all'Acquirente. Limitatamente ai Prodotti "fuori standard", quindi prodotti su misura, a marchio "ATLAS CONCORDE HABITAT", l'Acquirente ha tempo 40 giorni dall'avviso di merce pronta per provvedere al ritiro del prodotto; trascorsi 40 giorni senza l'avvenuto ritiro da parte dell'Acquirente, il Venditore manterrà il prodotto ancora a disposizione dell'Acquirente per un ulteriore periodo di 20 giorni, trascorsi inutilmente i quali il contratto si intenderà risolto, con diritto del Venditore al risarcimento dei danni quantificati fin da ora, a titolo di penale, nell'importo del prezzo di vendita del prodotto, con espressa rinuncia dell'Acquirente a chiederne la riduzione.

2.5. È compito dell'Acquirente incaricare il vettore di controllare i Prodotti prima del carico ed eventuali osservazioni relative all'integrità degli imballi ed alla corrispondenza delle quantità caricate a quelle indicate nel documento di trasporto dovranno essere segnalate all'atto del carico e riportate su tutte le copie del documento di trasporto; in assenza di tali annotazioni i Prodotti caricati si intendono integri e completi.

2.6. È altresì responsabilità dell'Acquirente incaricare il vettore di verificare che il mezzo sia idoneo al carico in relazione alla natura dei Prodotti e di verificare le modalità e la stabilità del carico affinché durante il trasporto non si verifichino rotture, ed affinché siano rispettate tutte le disposizioni di sicurezza riguardante la circolazione stradale dell'automezzo.

3. CARATTERISTICHE DEI PRODOTTI

3.1. Il Venditore dichiara che i Prodotti sono conformi alle norme italiane e comunitarie di settore ad essi applicabili.

3.2. Il Venditore garantisce soltanto le caratteristiche tecniche pubblicate sul sito internet nel documento: Schede Tecniche (ai link <https://www.atlasconcorde.com/it/download-area> e <https://www.atlasplan.com/it/download/>).

3.3.- L'indicazione d'uso proposta dal Venditore è comunque da ritenersi indicativa perché è sempre compito dell'acquirente valutare l'idoneità del prodotto alle condizioni specifiche di utilizzo in funzione delle sollecitazioni e delle variabili che si possono verificare nell'ambiente di destinazione alterandone le sue caratteristiche, a titolo d'esempio, all'intensità del traffico, alla qualità del traffico (calpestio in presenza di sabbia, di detriti...), alle eventuali condizioni climatiche avverse e a qualsiasi altra situazione concreta a cui può essere esposto il materiale. **Una destinazione d'uso diversa e/o non compatibile con le indicazioni del Venditore specificate sui suoi cataloghi presenti al seguente link <https://www.atlasconcorde.com/it/download-area>, ovvero con le condizioni specifiche di utilizzo, non potranno in alcun modo integrare un difetto di qualità e/o di conformità del prodotto, con conseguente esclusione di qualsiasi garanzia convenzionale e/o legale.**

3.4. Le rappresentazioni e/o immagini riguardanti i Prodotti riportate in siti internet, brochure, cataloghi, listini prezzi o documenti similari del Venditore hanno valore indicativo ed illustrativo. Allo stesso modo i campioni e modelli rappresentano solo indicativamente le caratteristiche dei Prodotti e non hanno valore impegnativo per il Venditore se non nella misura in cui siano espressamente menzionati nella conferma d'ordine come caratteristiche e/o qualità essenziali del prodotto. **La vendita si intende quindi effettuata "su Tipo di Campione", e non "su Campione".**

4. RECLAMI E GARANZIA PER VIZI

4.1. Al ricevimento dei Prodotti, l'Acquirente dovrà sottoporli ad accurato controllo, ivi compreso l'imballo, attraverso un esame visivo effettuato conformemente alle indicazioni riportate al punto 9 delle norme UNI EN ISO 10545-2. Il collaudo della superficie piastrellata prima della posa consiste in un esame visivo (ad occhio nudo o con occhiali se normalmente indossati) della superficie da una distanza di 1,0 metri in posizione verticale, ovvero in un esame tattile, ove necessario.

4.2. Fatti salvi i limiti di accettabilità previsti dalla norma internazionale EN 14411 (ISO 13006), le Parti riconoscono come Vizi Palesi i difetti dei Prodotti riscontrabili già al momento del loro ricevimento tali da rendere il materiale inidoneo all'uso o da diminuirne in modo apprezzabile il valore, a titolo esemplificativo e non esaustivo:

- difetti superficiali;
- difetti di decorazione (gocce, macchie, toni mescolati, fuori tono..etc.);
- difetti dimensionali (calibro, planarità, spessore, ortogonalità-rettilineità degli spigoli);
- difetti strutturali (crepe, sbecature...etc.).

Vengono invece identificati quali Vizi Occulti, a titolo esemplificativo e non esaustivo:

- crepe ortogonali ai bordi o crepe superficiali dopo l'installazione ("esfoliazione"), non attribuibili ad una scorretta attività di taglio e posa successive alla vendita;

- macchiabilità, ossia Prodotti che trattengono in modo anomalo lo sporco e risultano essere di difficile pulibilità, non attribuibile ad una scorretta installazione e/o manutenzione;
- differenze di brillantezza, ossia Prodotti che in condizione di luce radente riflettono la luce in modo differente rispetto a quelli adiacenti, il cui effetto non era voluto e non era riscontrabile all'esame visivo e/o tattile.

4.3. **La garanzia del Venditore viene prestata solo nel caso in cui i vizi e difetti siano imputabili al processo di fabbricazione del prodotto ma è da ritenersi del tutto esclusa se derivante dalla lavorazione del prodotto stesso** intendendosi per tale, a titolo non esaustivo, qualsiasi attività di sagomatura, foratura e taglio delle piastrelle o delle lastre e/o qualsiasi attività necessaria alla loro utilizzazione, salvo che tanto la posa quanto la lavorazione avvengano attenendosi scrupolosamente alle raccomandazioni inerenti le attività da svolgere prima e durante la posa in opera indicate nel documento relativo ai suggerimenti di Posa, Uso, Pulizia e Manutenzione contenuto nel sito del Venditore al seguente link (<https://www.atlasconcorde.com/it/download-area> , sezione "Schede Tecniche") nonché alla regola d'arte e, nonostante ciò, i vizi si manifestano.

I suggerimenti di Posa, Uso e Manutenzione dei prodotti a marchio "Atlas Plan" potranno essere richiesti direttamente al Venditore o scaricati attraverso il QR code indicato sull'etichetta presente sul Prodotto.

4.4. **La garanzia è limitata ai soli Prodotti di prima scelta, e, a pena di decadenza dalla garanzia, i Vizi Palesi della merce devono essere denunciati entro 8 (otto) giorni dalla consegna**, mentre i Vizi Occulti devono essere denunciati entro 8 (otto) giorni dalla scoperta, e la relativa azione si prescrive in un anno dalla consegna.

4.5. Nel caso l'Acquirente rilevi Vizi Palesi dovrà tenere a disposizione del Venditore l'intera partita di materiale.

4.6. Nel caso risulti accertato che il Prodotto manifesti **Vizi Palesi**, come definiti al punto 4.2., **il Venditore provvederà alla sostituzione del Prodotto difettoso con altro avente caratteristiche pari o superiori, o nel caso ciò non sia possibile ad una congrua riduzione del prezzo. In alternativa l'Acquirente avrà diritto, previa restituzione dei Prodotti vizianti, al rimborso del prezzo pagato, maggiorato del costo del trasporto, con esclusione del risarcimento di ogni altro danno diretto e/o indiretto.**

4.7. La garanzia del Venditore deve ritenersi esclusa nel caso in cui il Prodotto affetto da Vizi Palesi (in tutto o in parte) sia stato posato e/o utilizzato e/o comunque trasformato. **In tal caso il comportamento dell'Acquirente (ossia la posa e/o l'utilizzo e/o la trasformazione) costituisce accettazione del Prodotto nello stato in cui si trova; il Venditore pertanto non accetta reclami per Prodotti già installati e/o trasformati e/o utilizzati, costituendo questo implicita accettazione del Prodotto.**

4.8. Nel caso risulti accertato che il Prodotto manifesti **Vizi Occulti**, come definiti al punto 4.2., **la garanzia del Venditore è limitata alla sostituzione del materiale con altro avente caratteristiche pari o superiori, e ove ciò non sia possibile al rimborso del prezzo pagato maggiorato del costo del trasporto. In ogni caso la garanzia del Venditore per ogni danno diretto e/o indiretto comunque originato dal prodotto difettoso, deve intendersi limitata ad una somma che non potrà superare il doppio del prezzo di vendita applicato dal Venditore in relazione alla sola parte della fornitura difettosa.**

4.9. Nel caso l'Acquirente rivenda il Prodotto a soggetti tutelati dal codice del consumo (d.l. n.206/2005) sarà responsabile delle condizioni praticate se difforni da quelle qui riportate e dovrà accertarsi che i diritti del consumatore siano esercitati nel rispetto dei rimedi e dei termini fissati da tale codice. Nel caso sussistano i presupposti, il diritto di regresso e/o comunque di rivalsa spettanti all'Acquirente verso il Venditore/produttore non potrà eccedere le esenzioni ed i limiti come fissati dal p.to 4.1. e dal p.to 4.8. .

4.10 Prima di movimentare i Prodotti l'Acquirente dovrà verificare l'integrità dell'imballaggio e la sua tenuta. **Per particolari tipologie di imballo** (ad esempio gli "Elementi per l'imballaggio di almeno una lastra", quali l'imballaggio "AC Pack", oppure l'imballaggio "EasyPack") **l'Acquirente dovrà attenersi scrupolosamente alle istruzioni ed avvertenze per la movimentazione e l'utilizzo**

riportate sullo stesso e sul sito internet al link <https://lc.cx/dzweiC>. Il venditore non risponde di eventuali danni dovuti al mancato rispetto delle istruzioni, e/o avvertenze, ovvero da un utilizzo non conforme.

4.11. **L'utilizzo degli imballi "Elementi per l'imballaggio di almeno una lastra", quali l'imballaggio "AC Pack", oppure l'imballaggio "EasyPack", è riservato esclusivamente ai Prodotti del Venditore.**

4.12 **L'utilizzo e la movimentazione dei Prodotti deve avvenire nel rispetto delle istruzioni del Venditore e di tutte le normative applicabili, con particolare riguardo a quella sulla sicurezza.** L'utilizzo e/o la lavorazione e/o la movimentazione incauti e/o scorretti e/o senza adottare le necessarie precauzioni e/o misure di sicurezza può causare gravi danni a persone e\o cose.

5. PAGAMENTI

5.1. **Per nessun motivo, ivi compresi pretesi vizi o difetti del materiale, l'Acquirente potrà sospendere o ritardare il pagamento del materiale ritirato, salva naturalmente la facoltà di richiedere quanto possa dimostrare di avere indebitamente pagato.**

5.2 Ad ogni effetto di legge il pagamento deve avvenire solo ed esclusivamente presso la sede del Venditore, salvo espressa deroga scritta.

5.3 È esclusa la compensazione di quanto dovuto al Venditore con asseriti crediti contestati e/o non espressamente riconosciuti per iscritto. causa senza che l'Acquirente possa vantare il diritto di ottenere alcun risarcimento per l'eventuale danno subito.

6. LINGUA DEL CONTRATTO, LEGGE APPLICABILE, GIURISDIZIONE E COMPETENZA

6.1. Il Contratto e le presenti Condizioni sono redatti in lingua Italiana, la quale prevarrà nel caso di divergenza con la traduzione in altre lingue.

6.2. La definizione di qualsiasi controversia comunque relativa alle forniture è soggetta alla legge e alla giurisdizione dello Stato Italiano.

6.3. La competenza territoriale per la definizione di qualsiasi controversia comunque relativa alle forniture viene devoluta in via esclusiva al Tribunale di Modena, con esclusione di ogni altro.

INDEX



PRODUCT FINDER



SURFACE RANGE



COMPANY



COLLECTIONS



LARGE SIZES



SLABS FOR COUNTERTOPS & FURNITURE



BATHROOM FURNITURE & TABLES



FACADES



TECHNICAL SPECIFICATIONS



Notes

Atlas Concorde reserves the right to modify any product without notice and will not be liable for any direct or indirect damage resulting from such modifications.

Atlas Concorde si riserva di modificare i prodotti senza preavviso, declinando ogni responsabilità su eventuali danni diretti o indiretti derivanti da eventuali modifiche. – Atlas Concorde se réserve le droit de modifier ses produits sans préavis et décline toute responsabilité concernant les éventuels dommages directs ou indirects qui pourraient dériver de ces modifications – Atlas Concorde behält sich das Recht vor jederzeit und ohne vorherige Ankündigung, die Produkte zu verändern, und lehnt jede Haftung bei direkten oder indirekten Schäden ab, die von diesen Veränderungen herrühren – Atlas Concorde se reserva el derecho de modificar los productos sin previo aviso, rechaza cualquier responsabilidad sobre eventuales daños directos o indirectos derivados de eventuales modificaciones –

Atlas Concorde оставляет за собой право изменять характеристики изделий без предварительного уведомления, отклоняя при этом любую ответственность за прямые или косвенные убытки, возникшие в результате изменений.

Colours and optical features of the materials illustrated in this catalogue are to be regarded as mere indications.

I colori e le caratteristiche estetiche dei materiali illustrati nel presente catalogo sono da ritenersi puramente indicativi. – Les coloris et les caractéristiques esthétiques des références illustrées dans le catalogue sont donnés à titre purement indicatif – Die Farben und die ästhetischen Eigenschaften der in diesem Katalog abgebildeten Produkte sind als reine Richtwerte zu betrachten – Los colores y las características estéticas de los materiales ilustrados en el presente catálogo deben ser considerados como puramente indicativos – Цвета и эстетические характеристики описанных в настоящем каталоге материалов являются только ориентировочными.

For information and details relating to codes, packaging and weight it is recommended to refer to the latest pricelist.

Per le informazioni e i dati relativi a codici, imballaggi e pesi occorre sempre consultare l'ultimo listino aggiornato e in vigore. – Pour toutes informations et renseignements concernant les codes, les emballages et les poids, il y a toujours lieu de consulter le dernier tarif en vigueur et mis à jour – Für Informationen und Daten die den Code, die Verpackung und das Gewicht betreffen bitte die aktuellste Preisliste zugrunde legen – Para acceder a la información y a los datos relativos a códigos, embalajes y pesos hay que consultar siempre la última lista de precios actualizada y vigente – Для информации о кодах, упаковках и весе обращайтесь к последнему действующему прайс-листу.

Ceramic products can have slight variations in tone. Check with the sales representative for the possibility of combining production lots, formats, decorations and special pieces.

Il prodotto ceramico può essere leggermente variabile in termini di toni. Verificare con il referente commerciale l'abbinabilità sia tra i lotti produttivi che tra i formati e i decori o i pezzi speciali. – Le produit céramique peut légèrement différer sur l'aspect de la couleur. Vérifier avec le référent commercial que l'assortiment soit entre les lots de fabrication qu'entre les formats et les décors ou les pièces spéciales – Im keramischen Produkt sind Abweichungen von Farbton möglich. Wenden Sie sich bitte an den Verkaufsleiter, um zu überprüfen, wie man die verschiedenen Posten, Formate, Dekore oder Spezialteile miteinander kombinieren kann – El producto cerámico puede variar levemente en lo que respecta a los tonos. Consulte con el representante de ventas la combinación entre los lotes producidos y entre los formatos y las decoraciones o las piezas especiales – Керамические изделия разных партий могут слегка отличаться по тону. Проверьте вместе с торговым представителем сочетаемость с изделиями других партий, а также с форматами, декоративными или специальными элементами.

The production sizes of special pieces in porcelain tiles may vary from the nominal sizes provided for in current standards (ISO 13006 – EN 14411 Annex G) for non-modular tiles.

Le dimensioni di fabbricazione dei pezzi speciali in gres porcellanato possono derogare dalle dimensioni nominali previste dalle normative vigenti (ISO 13006 – EN 14411 appendice G) per le piastrelle non modulari. – Les dimensions de fabrication des pièces spéciales en grès cérame peuvent déroger aux dimensions nominales prévues par les règlements en vigueur (ISO 13006 – EN 14411 annexe G) pour les carreaux non modulaires. | Die Produktionsmaße der Formteile aus Feinsteinzeug können für die nicht modularen Fliesenformate von den Sollmaßen der geltenden Normen (ISO 13006 – EN 14411 Anhang G) abweichen. – Los tamaños de fabricación de las piezas especiales de gres porcelánico pueden ser diferentes de las dimensiones nominales previstas por las normas vigentes (ISO 13006 – EN 14411 apéndice G) para las baldosas no modulares. – Производственные размеры специальных элементов из керамогранита могут отклоняться от номинальных размеров, предусмотренных действующими стандартами (ISO 13006 – EN 14411, Приложение G) для немодульных плиток.

The actual dimensions of the special pieces and the smaller pieces obtained by cutting porcelain tiles could deviate from the tolerances in the catalog, which instead for the rectified formats are guaranteed by Atlas Concorde.

Le dimensioni reali dei pezzi speciali e dei sottoformati ottenuti da tagli in gres porcellanato potrebbero derogare rispetto alla tolleranze presenti a catalogo garantite da Atlas Concorde sui formati rettificati. – Les dimensions réelles des pièces spéciales et des sous formats obtenus à partir des coupes en grès cérame pourraient varier par rapport aux tolérances présentes au catalogue garanties par Atlas Concorde sur les formats rectifiés. – Die tatsächlichen Abmessungen der Formstücke und der geschnittenen Unterformate aus Feinsteinzeug können von den im Katalog genannten, von Atlas Concorde für rektifizierte Formate garantierten Toleranzen abweichen. – Las dimensiones reales de las piezas especiales y de los subformatos obtenidos por cortes de gres porcelánico, podrían no cumplir con las tolerancias indicadas en el catálogo, garantizadas por Atlas Concorde para los formatos rectificadas. – Фактические размеры специальных элементов и подформатов, полученных путем разрезания керамогранита, могут отклоняться от допусков, указанных в каталоге и гарантируемых компанией Atlas Concorde для ретифицированных форматов.

Copyright 2025 by Ceramiche Atlas Concorde S.p.A – The reproduction of the work, fully or in part, is strictly forbidden.

Copyright 2025 by Ceramiche Atlas Concorde S.p.A – È vietata la riproduzione, anche parziale, dell'opera in tutte le sue forme.

Copyright 2025 by Ceramiche Atlas Concorde S.p.A – Toute reproduction, même partielle, de l'œuvre dans toutes ses formes est interdite.

Copyright 2025 by Ceramiche Atlas Concorde S.p.A – Die Reproduktion, ganz oder teilweise, des Werkes in all seinen Formen ist verboten.

Copyright 2025 by Ceramiche Atlas Concorde S.p.A – Está prohibida la reproducción, incluso parcial, de la obra en todas sus formas.

Copyright 2025 by Ceramiche Atlas Concorde S.p.A – Запрещается любое полное или частичное воспроизведение данной работы.



atlasconcorde.com